

Contact insert - RC-17P1NC20000 - 1601647

Please be informed that the data shown in this PDF Document is generated from our Online Catalog. Please find the complete data in the user's documentation. Our General Terms of Use for Downloads are valid (<http://phoenixcontact.com/download>)



Contact insert, Number of positions: 17, Type of contact: Male connector, Solder-in connection

The figure shows the 6-pos. product version



Key commercial data

Packing unit	1 pc
Weight per Piece (excluding packing)	6.34 GRM
Custom tariff number	85389099
Country of origin	Germany

Technical data

General

Insertion/withdrawal cycles mechanical	50
Direction of rotation of contact chamber numbering	Standard
Coding	N
Contact connection method	Solder-in connection
Type of contacts	Male connector
Number of positions	17
Contact diameter of power contacts	1 mm
Nominal current per power contact at 25°C	8 A

Material

Insulator material	PBT
Contact material	CuZn
Contact surface	Nickel-plated, gold coating

Specifications according to DIN EN 61984:2001

Nominal / operating voltage of power contacts	150 V
---	-------

Contact insert - RC-17P1NC20000 - 1601647

Technical data

Specifications according to DIN EN 61984:2001

Rated surge voltage of power contacts	1.5 kV
Surge voltage category of power contacts	II
Pollution degree of power contacts	3
Surge voltage category of signal contacts	II
Pollution degree of signal contacts	3

Classifications

eCl@ss

eCl@ss 4.0	272607xx
eCl@ss 4.1	27260701
eCl@ss 5.0	27260701
eCl@ss 5.1	27260701
eCl@ss 6.0	27260708
eCl@ss 7.0	27440312
eCl@ss 8.0	27440312

ETIM

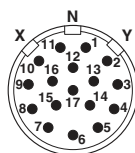
ETIM 3.0	EC001121
ETIM 4.0	EC001121
ETIM 5.0	EC000438

UNSPSC

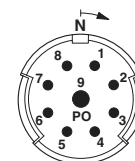
UNSPSC 6.01	43172015
UNSPSC 7.0901	43201404
UNSPSC 11	43172015
UNSPSC 12.01	43201404
UNSPSC 13.2	43201404

Drawings

Schematic diagram

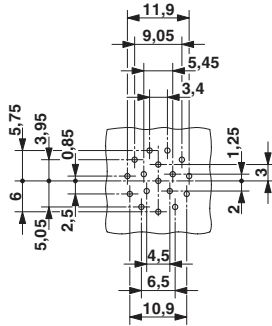


Schematic diagram



Contact insert - RC-17P1NC20000 - 1601647

Drilling diagram



Schematic diagram

