

All dimensions are in mm

Interface

According to RN_108-02

Documents

PCB layout MB_616
T&R packaging VG408.25000

Material and plating

Connector parts

| | |
|---------------------------|------------|
| Center contact | Bronze |
| - Interface | |
| - PCB | |
| Outer contact (Interface) | Bronze |
| Outer contact (PCB) | Zinc alloy |
| Dielectric | LCP |
| Housing | HTN |

Plating

Gold, min. $0.15 \mu\text{m}$, over nickel
Tin, min. $0.5 \mu\text{m}$, over nickel
Tin, min. $1.5 \mu\text{m}$
Tin, min. $2 \mu\text{m}$

Electrical data

| | |
|---------------------------|--|
| Impedance | 50 Ω |
| Frequency | DC to 9 GHz |
| Return loss | ≥ 25 dB, DC to ≤ 3 GHz ≥ 20 dB, > 3 GHz to ≤ 6 GHz ≥ 12 dB, > 6 GHz to ≤ 9 GHz |
| Insertion loss | ≤ 0.1 x √f(GHz)dB |
| Insulation resistance | ≥ 1x10 ³ MΩ |
| Center contact resistance | ≤ 15 mΩ |
| Outer contact resistance | ≤ 5 mΩ |
| Test voltage | ≤ 800 V rms |
| Working voltage | ≤ 60 V DC |
| Power current | ≤ 1 A DC |
| Cross talk (optional) | ≤ -60 dB up to 10 GHz |

– Connector only, VSWR in application depends decisive on PCB layout –

Mechanical data

| | |
|-----------------------|---------|
| Mating cycles | ≥ 25 |
| Engagement force | ≤ 30 N* |
| Disengagement force | ≥ 5 N |
| Retention force latch | ≥ 110 N |
| Coding efficiency | ≥ 150 N |
| Weight | 4.7 g |

* according to USCAR 25 Rev. 3, tests specified in USCAR 17 Rev. 5 TG-G

Environmental data

| | |
|--------------------------------|---|
| Temperature range | -40 °C to +105 °C |
| Thermal shock | ISO 20860-2 clause 9.2 |
| Temperature and humidity | ISO 20860-2 clause 9.3 |
| Vibration and mechanical shock | ISO 20860-2 clause 9.1 |
| Dry heat | ISO 20860-2 clause 9.4 |
| Soldering profile | acc. to IEC 60068-2-58; Group 3 (250 °C / 30 s) |
| RoHS | compliant |

Packing




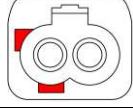
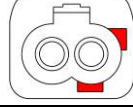
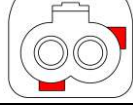
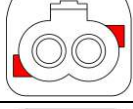
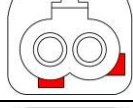
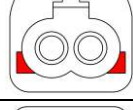
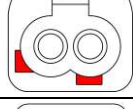
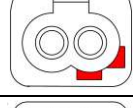
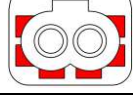
| | |
|----------|--|
| Standard | 2.000 pcs (250 pcs in tape & reel, 8 reels in box) |
|----------|--|

Dieses Dokument ist urheberrechtlich geschützt • This document is protected by copyright • Rosenberger Hochfrequenztechnik GmbH & Co. KG

RF_35/09.14/6.2

Coding

Part number has to be accomplished by codification

| Coding | Color | RAL | Part-Number-RT |
|---|---------------|-----------|----------------|
|  A | black | sim. 9005 | AMS29B-40MZ5-A |
|  B | white | sim. 9010 | AMS29B-40MZ5-B |
|  C | blue | sim. 5012 | AMS29B-40MZ5-C |
|  D | claret violet | sim. 4004 | AMS29B-40MZ5-D |
|  E | green | sim. 6017 | AMS29B-40MZ5-E |
|  F | brown | sim. 8011 | AMS29B-40MZ5-F |
|  G | grey | sim. 7036 | AMS29B-40MZ5-G |
|  H | light pink | sim. 3015 | AMS29B-40MZ5-H |
|  J | beige | sim. 1001 | AMS29B-40MZ5-J |
|  K | curry | sim. 1027 | AMS29B-40MZ5-K |
|  N | pastel green | sim. 6019 | AMS29B-40MZ5-N |
|  Z | waterblue | sim. 5021 | AMS29B-40MZ5-Z |

While the information has been carefully compiled to the best of our knowledge, nothing is intended as representation or warranty on our part and no statement herein shall be construed as recommendation to infringe existing patents. In the effort to improve our products, we reserve the right to make changes judged to be necessary.

| Draft | Date | Approved | Date | Rev. | Engineering change number | Name | Date |
|----------|----------|----------|------------|------|---------------------------|-------------|------------|
| T. Georg | 24.02.19 | T. Georg | 18.02.2022 | a00 | 22-s061 | G. Lisowski | 18.02.2022 |