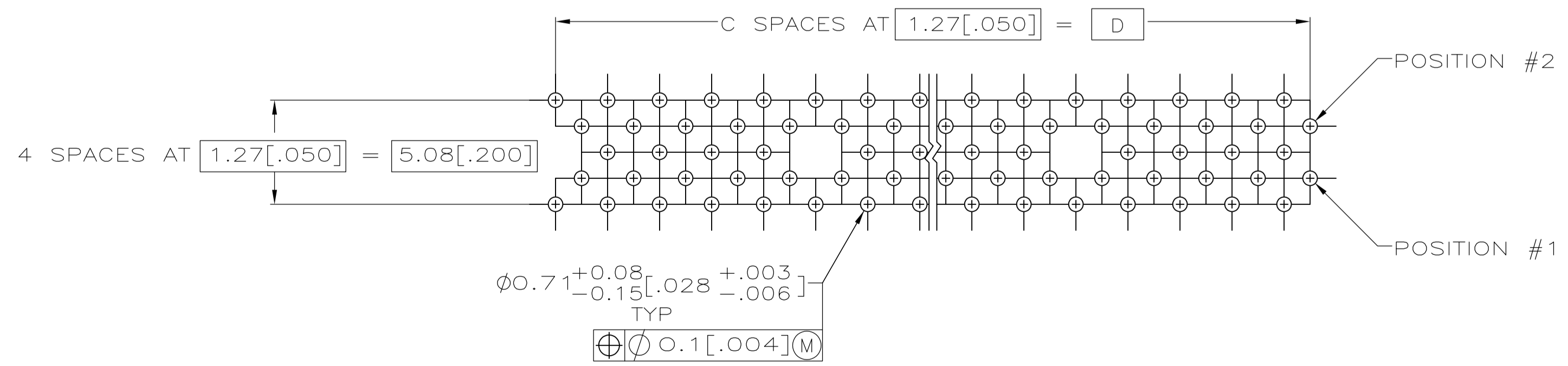
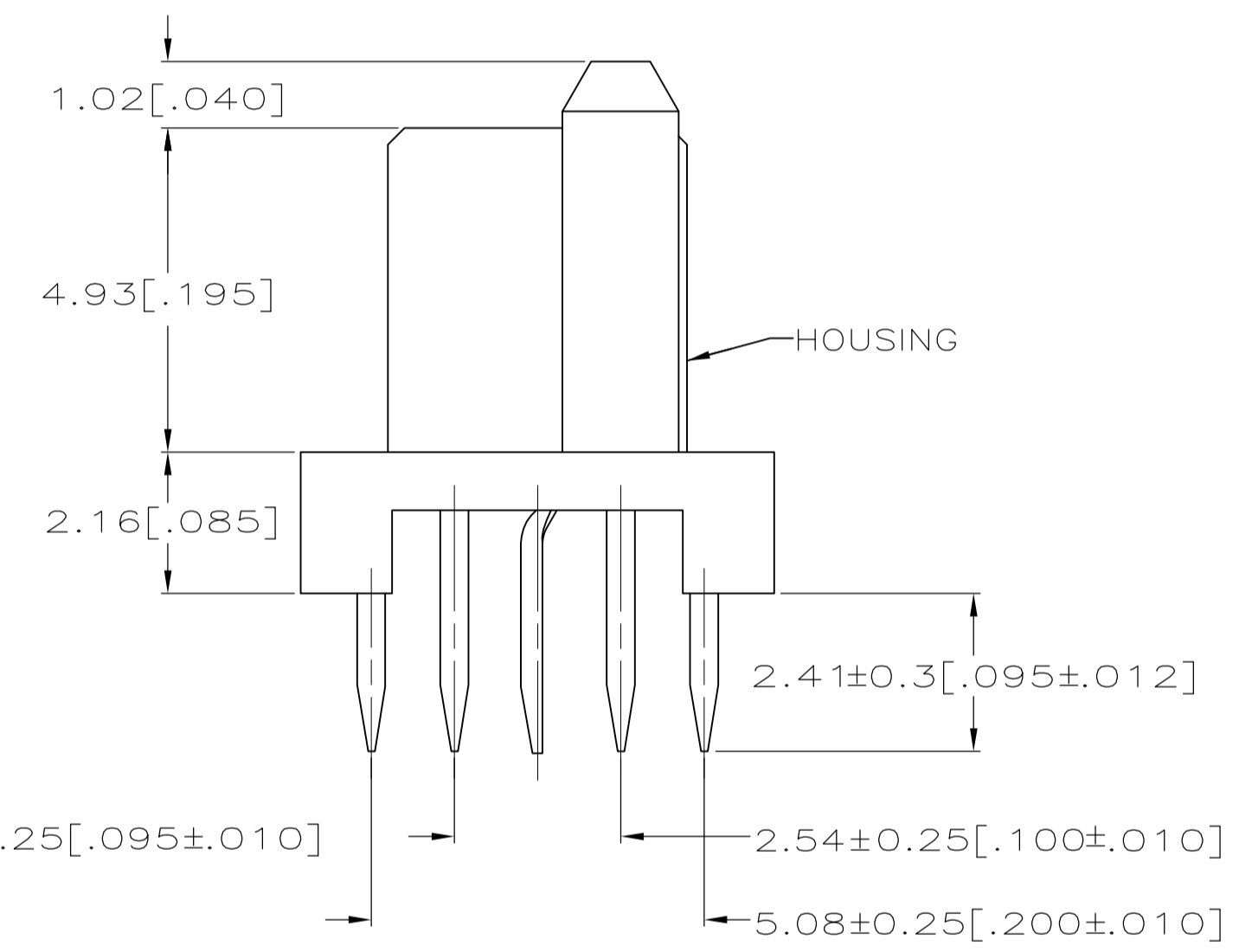
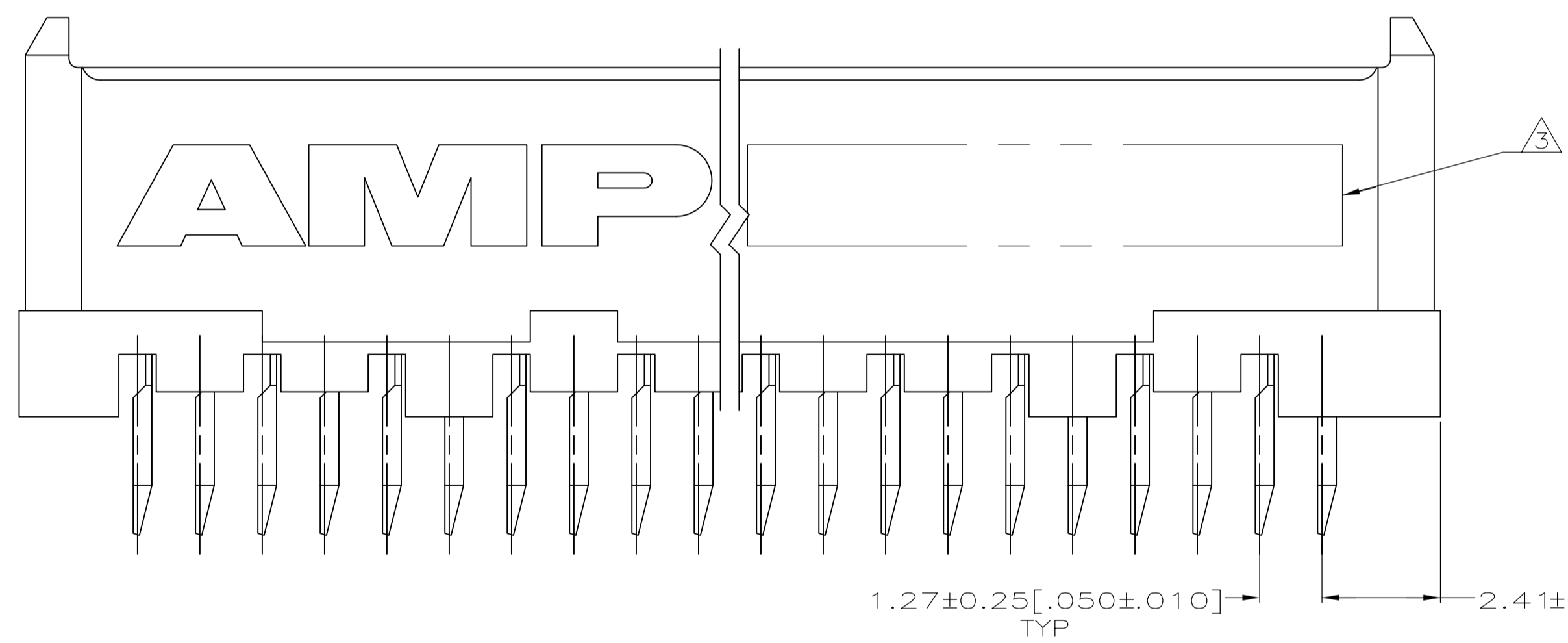


- ① HOUSING: HIGH TEMPERATURE THERMOPLASTIC, COLOR NATURAL.
RECEPTACLE CONTACTS: PHOSPHOR BRONZE.
GROUND BUSES: PHOSPHOR BRONZE.
- ② CONTACTS & GROUND BUSES: 0.00076(.000030) MIN. GOLD PER ASTM B 488 ON CONTACT AREA, 0.00254-0.00762(.000100-.000300) MATTE TIN PER ASTM B 545 ON SOLDER TAIL, ALL OVER 0.00127-0.00254(.000050-.000100) MATTE NICKEL PER SAE AMS-QQ-N-290 ON ENTIRE CONTACT.
- ③ DATE CODE MARKED IN AREA INDICATED, ON SAME SIDE AS AMP LOGO.



151.13 [5.950]	119	153.34 [6.037]	155.96 [6.140]	240	1-5536279-1
138.43 [5.450]	109	140.64 [5.537]	143.26 [5.640]	220	1-5536279-0
125.73 [4.950]	99	127.94 [5.037]	130.56 [5.140]	200	5536279-9
113.03 [4.450]	89	115.24 [4.537]	117.86 [4.640]	180	5536279-8
100.33 [3.950]	79	102.54 [4.037]	105.16 [4.140]	160	5536279-7
OBSOLETE 87.63 [3.450]	69	89.84 [3.537]	92.46 [3.640]	140	5536279-6
74.93 [2.950]	59	77.14 [3.037]	79.76 [3.140]	120	5536279-5
62.23 [2.450]	49	64.44 [2.537]	67.06 [2.640]	100	5536279-4
49.53 [1.950]	39	51.74 [2.037]	54.36 [2.140]	80	5536279-3
36.83 [1.450]	29	39.01 [1.537]	41.66 [1.640]	60	5536279-2
24.13 [.950]	19	26.34 [1.037]	28.96 [1.140]	40	5536279-1
D	C	B	A	NO OF POS	PART NUMBER

THIS DRAWING IS A CONTROLLED DOCUMENT.

DIMENSIONS: mm [INCHES]	TOLERANCES UNLESS OTHERWISE SPECIFIED:	0 PLC ± -	1 PLC ± -	2 PLC ± -	3 PLC ± 0.13 [.005]	4 PLC ± -	ANGLES ± -
-------------------------	----------------------------------------	-----------	-----------	-----------	---------------------	-----------	------------

MATERIAL: FINISH:

APPROVED: A. FERNANDEZ 01-20-05	NAME: STE TE Connectivity
DESIGNED: D. DIXON 01-20-05	PRODUCT SPEC: 108-1272
APPLICATION SPEC: 114-11005	SIZE: A1 00779
WEIGHT: -	SCALE: 10:1
CUSTOMER DRAWING	SHEET 1 OF 1