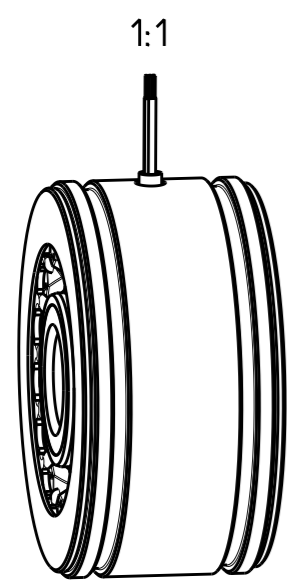
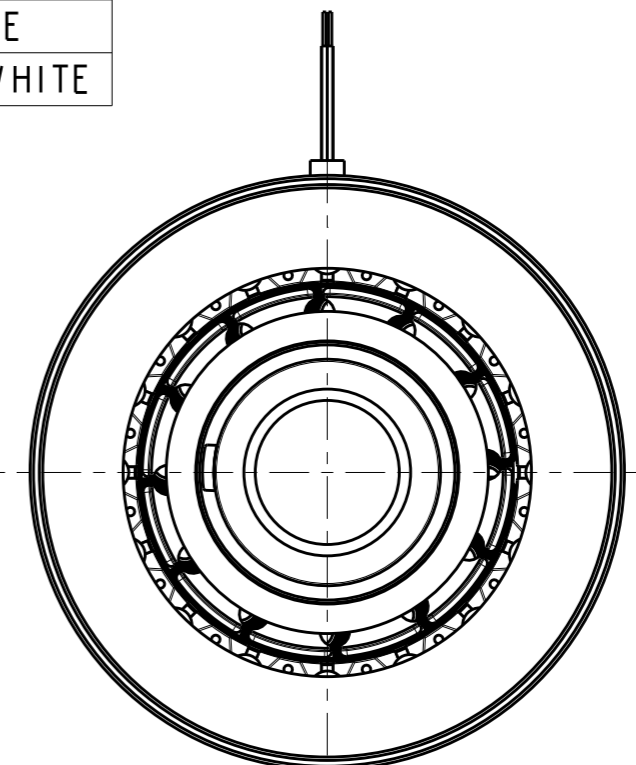
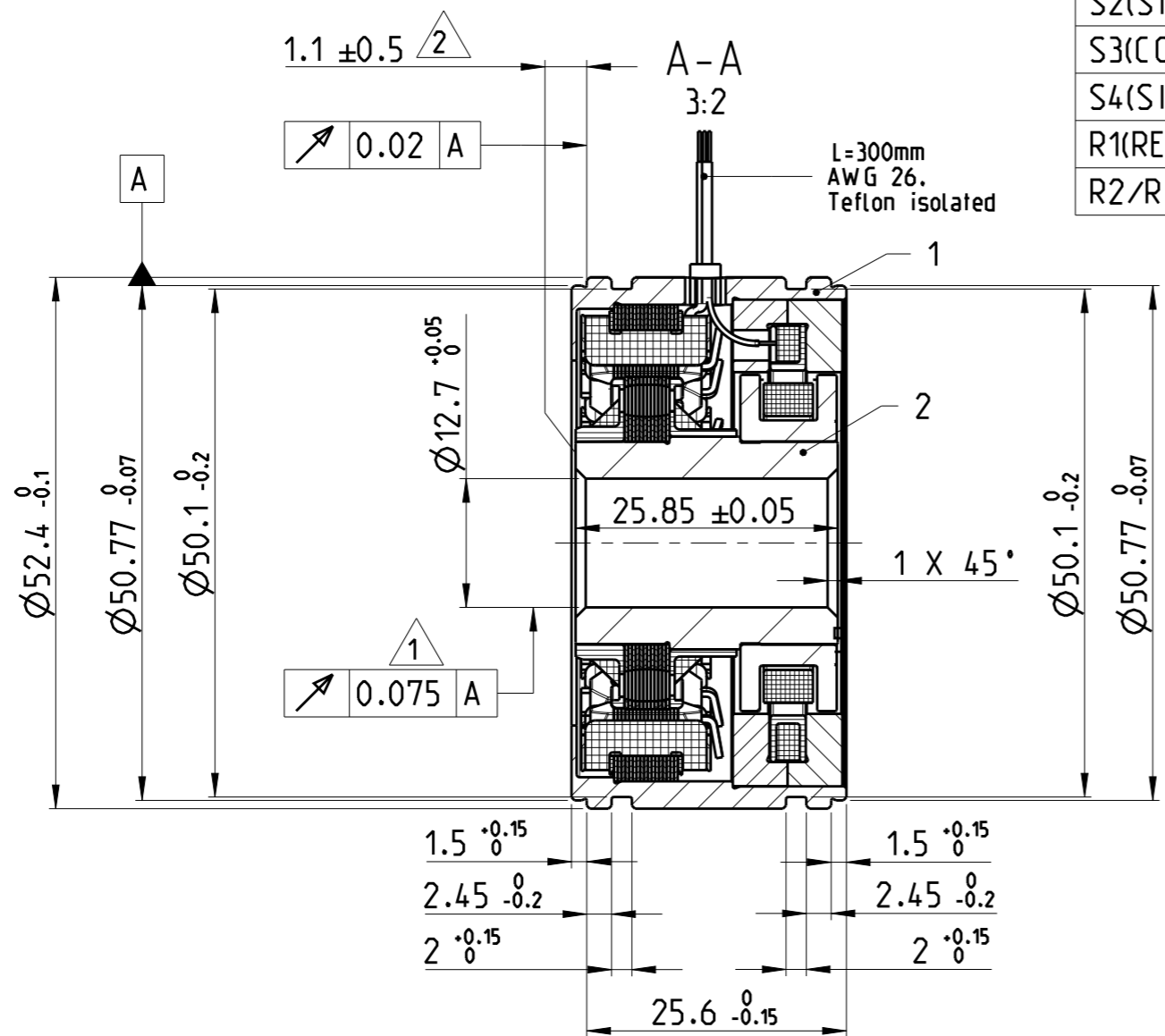


1	2367321-1	Rotor kpl. / Bauform B1 (12N)	2
1	2362402-1	Gehäuse kpl. / Bauform T1	1
2358691-1	PARTNUMBER	DESCRIPTION	ITEM NO
REVISION OF EACH ASSY NO. (WHEN BLANK, USE DWG. REVISION)			
PARTS LIST			

P	LTR	DESCRIPTION	DATE	DWN	APVD
A		ECR-19-014208	04FEB2020	GK	OD

Signal	conductor colouring
S1(COS+)	RED
S2(SIN+)	YELLOW
S3(COS-)	BLACK
S4(SIN-)	BLUE
R1(REF+)	RED-WHITE
R2/R3(REF-)	YELLOW-WHITE



Die angegebenen Aderpaare sind einmal auf 25mm  
verseilt : blau und gelb / rot und schwarz /  
rotweiss und gelbweiss

The specified cable pairs are twisted once at 25mm :  
blue and yellow / red and black /  
red-white and yellow-white

Resolverstator u.-rotor nur paarig verwenden !

Use only paired stator and rotor !

- 1 Gesamtschlag im eingebauten Zustand  
concentricity in installed situation
- 2 Axialversatz  
axial displacement

RESOLVER C 23135-A280-A132

DIMENSIONS WITHOUT TOLERANCES : DIN ISO 2768-m

THIS DRAWING IS A CONTROLLED DOCUMENT.		DWN 23SEP2019 GOPALAKRISHNA HV			
		CHK 23SEP2019 SARFRAZ BILAL			
		APVD 23SEP2019 ONDREJ DUSAN		NAME Massbild Hohlwellendrehmelder Dimensional Drawing Resolver V23401-T1071-B101	
DIMENSIONS: mm		TOLERANCES UNLESS OTHERWISE SPECIFIED:		PRODUCT SPEC -	
		0 PLC ±		APPLICATION SPEC -	
		1 PLC ±		WEIGHT -	
MATERIAL -		FINISH -		SIZE A3	
				CAGE CODE 00779	
				DRAWING NO C-2358691	
				RESTRICTED TO -	
				SCALE 2:1	
				SHEET 1 OF 1	
				REV A	
				CUSTOMER DRAWING	