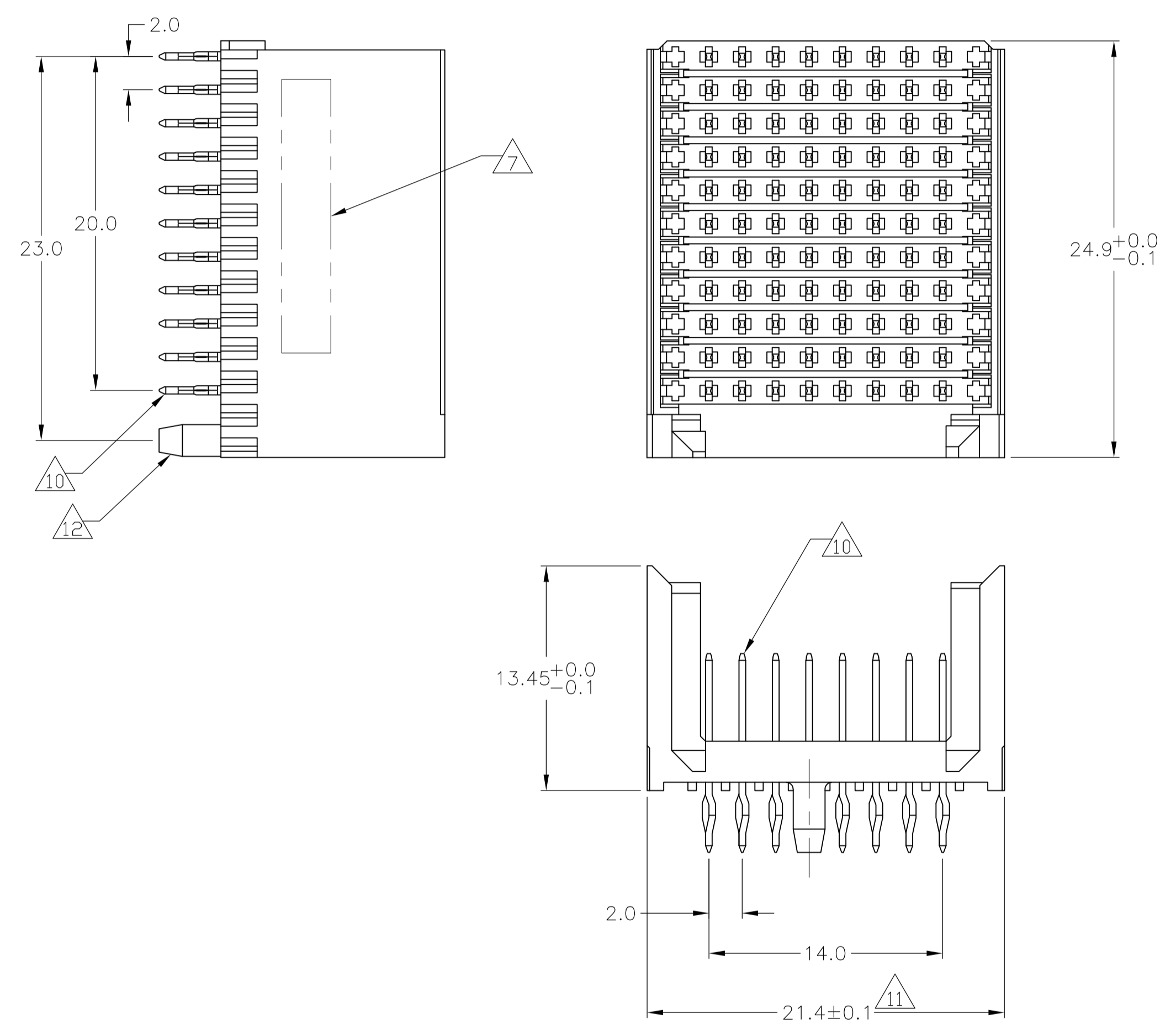
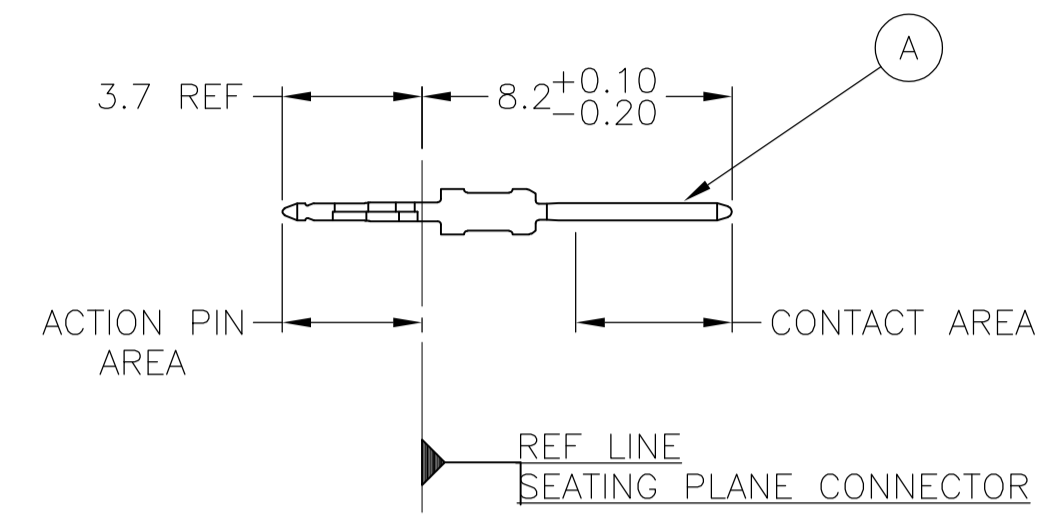


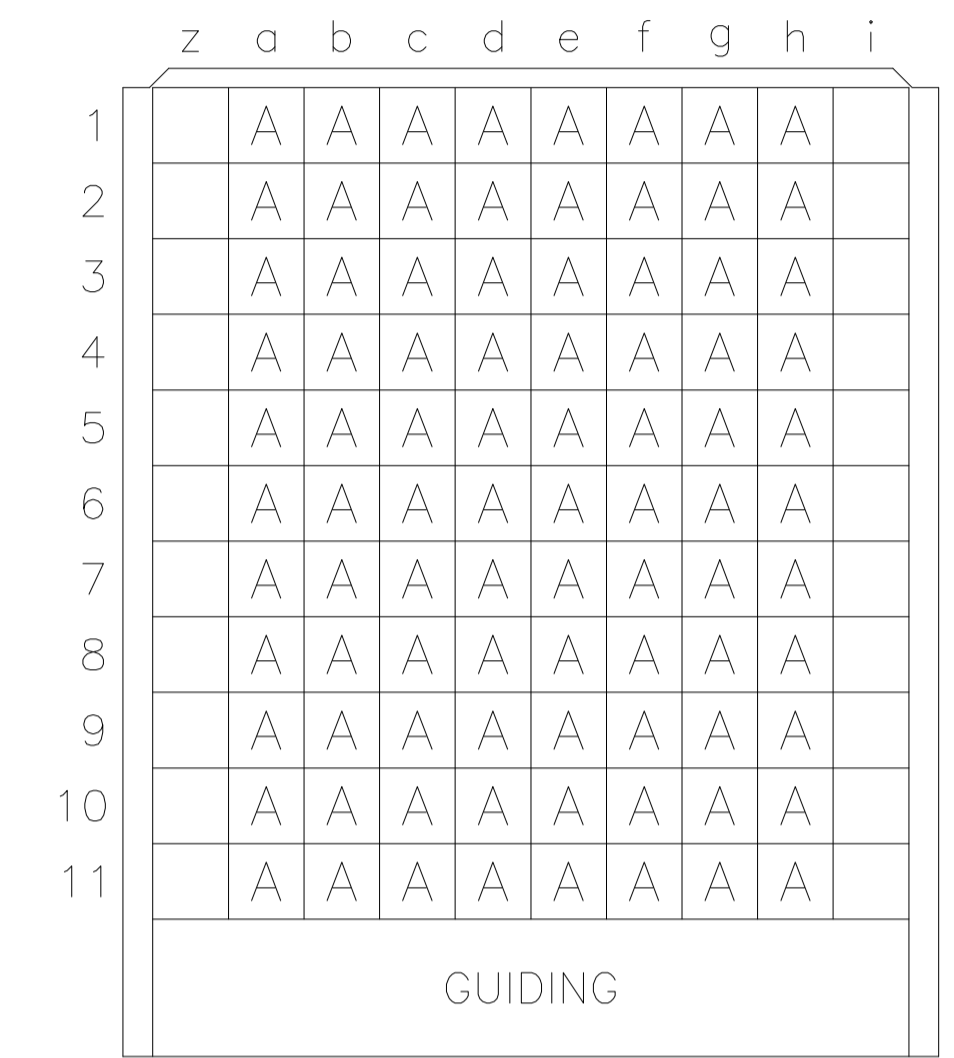
### CONNECTOR ASSEMBLY EXAMPLARY LOADED



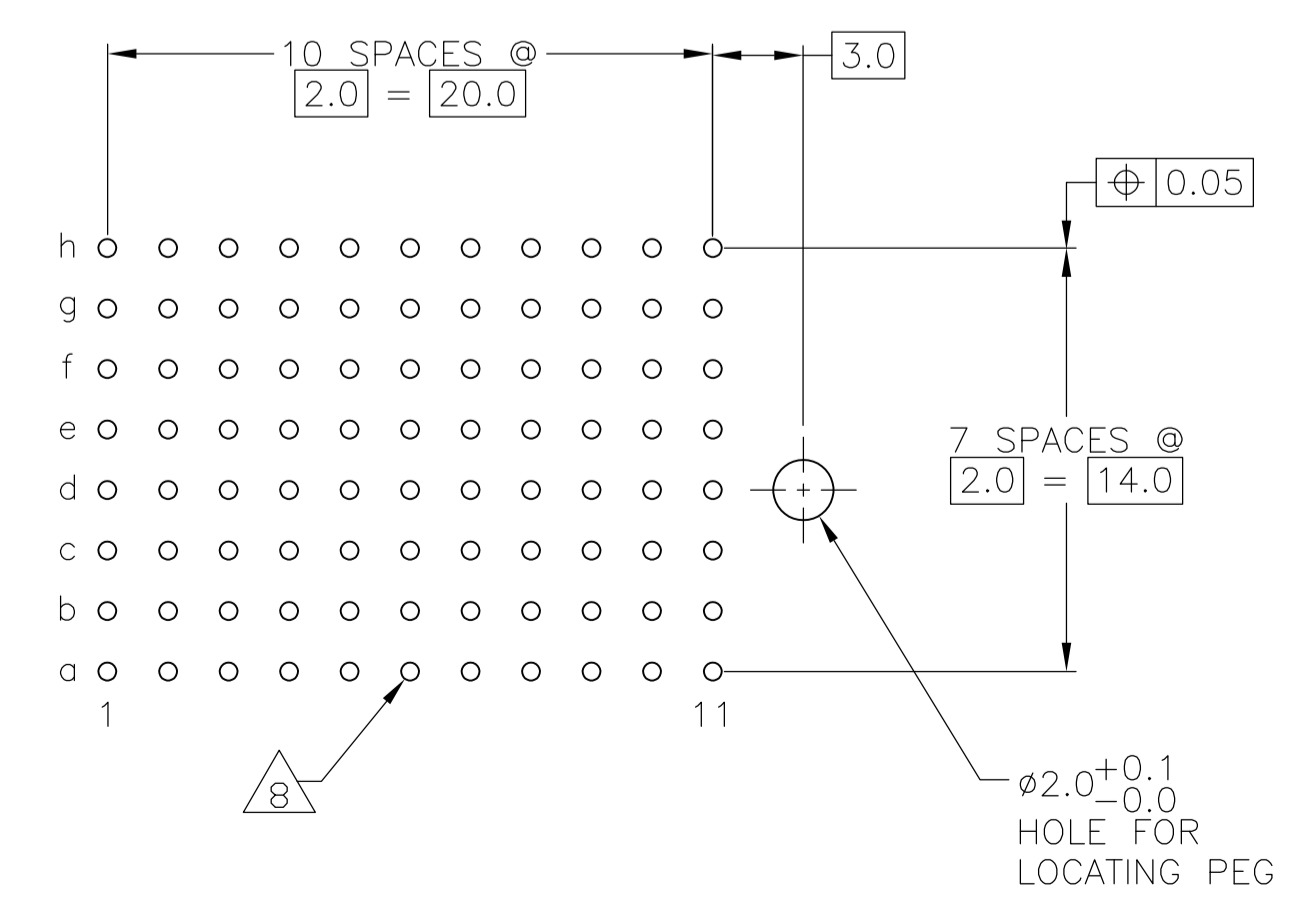
### CONTACT DIMENSIONS SCALE 5:1



### CONTACT LAYOUT



### RECOMMENDED PCB-HOLE LAYOUT COMPONENT SIDE SHOWN



### PLATED THRU HOLES PARAMETERS REFERENCE APPLICATION SPECIFICATION

OBSOLETE	2 3 14	3-5646457-0
	2 6 13	1-5646457-9
	2 5 13	5646457-9
	2 4	5646457-4
	2 3	5646457-1
FINISH	PART NUMBER	

THIS DRAWING IS A CONTROLLED DOCUMENT.		DIN S. WAITMAN 13JUL05	Tyco Electronics Corporation Harrisburg, Pa 17105-3608	
DIMENSIONS: mm		CHK G. SKIPPER 13JUL05	NAME Tyco Electronics	
TOLERANCES UNLESS OTHERWISE SPECIFIED:		APVD G. SKIPPER 13JUL05	PRODUCT SPEC	
0-PLC ±		108-19082		
1-PLC ±0.2		APPLICATION SPEC		
2-PLC ±0.02		114-19029		
3-PLC ±0.005		SIZE CAGE CODE DRAWING NO		
4-PLC ±0.10		A1 00779 C=5646457		
ANGLES ±0.50°		WEIGHT		
MATERIAL		CUSTOMER DRAWING		
FINISH SEE TABLE		SCALE 4:1 SHEET 1 OF 2 REV D		

- 1 MATERIAL:  
CONTACT: PHOSPHOR BRONZE.  
HOUSING: GLASS-FILLED POLYESTER.
- 2 GENERAL PLATING SPECIFICATION: UNDERPLATING  
(ENTIRE CONTACT): 1.27µm MIN NICKEL AND ACTION  
PIN: 0.5µm MIN TIN.  
FOR PLATING OF MATING SURFACES SEE APPLICABLE  
SPECIFICATION REFERENCE FOR EACH DASH NUMBER.
- 3 CONFORMS TO ALL TESTING ACCORDING TO IEC 61076-4-101  
PERFORMANCE LEVEL 2.
- 4 CONFORMS TO ALL TESTING ACCORDING TO IEC 61076-4-101  
PERFORMANCE LEVEL 1.
- 5 CONNECTOR TESTED AND QUALIFIED AGAINST TELCORDIA GR-1217-CORE QUALITY LEVEL 3,  
CENTRAL OFFICE APPLICATIONS.
- 6 CONNECTOR TESTED AND QUALIFIED AGAINST TELCORDIA GR-1217-CORE QUALITY LEVEL 3,  
UNCONTROLLED ENVIROMENT APPLICATIONS.
- 7 CONNECTOR MARKED WITH PART NUMBER AND DATE CODE.  
ADDITIONAL CHARACTERS OR MARKINGS, AS WELL AS THE LOCATION OF THE MARKINGS,  
MAY BE ADDED FOR TRACEABILITY BASED UPON MANUFACTURERS DISCRETION.
- 8 PLATED-THROUGH HOLES AT 2x2mm SQUARE GRID  
PATTERN DEFINED BY CONTACT LAYOUT.
- 9 FOR ACTUAL PIN LOADING SEE "CONTACT LAYOUT".
- 10 FOR ACTUAL PIN DIMENSIONS SEE "CONTACT DIMENSIONS".
- 11 TO BE MEASURED AT BOTTOM OF SHROUD.
- 12 LOCATION PEG.
- 13 CONNECTOR LUBRICATED WITH BELCORE APPROVED LUBRICANT,  
TECHNICAL REFERENCE: TR-NWT-001217 ISSUE 1, SEP 1992.
- 14 0.76µm MIN GOLD PLATING ON MATING SURFACES

THIS DRAWING IS A CONTROLLED DOCUMENT.		DWN S. WAITMAN 13JUL05	Tyco Electronics Corporation Harrisburg, Pa 17105-3608	
DIMENSIONS: mm		CHK G. SKIPPER 13JUL05	NAME G. SKIPPER 13JUL05	
TOLERANCES UNLESS OTHERWISE SPECIFIED: 0-PLC ± 1-PLC ±0.2 2-PLC ±0.052 3-PLC ±0.005 4-PLC ± ANGLES ±0.30°		APPRO G. SKIPPER 13JUL05	PRODUCT SPEC 108-19082	
MATERIAL SEE SHEET 1		FINISH SEE SHEET 1	APPLICATION SPEC 114-19029	RESTRICTED TO —
WEIGHT —		SIZE A1	CAGE CODE 00779	DRAWING NO 5646457
CUSTOMER DRAWING		SCALE 4:1	SHEET 2	OF 2