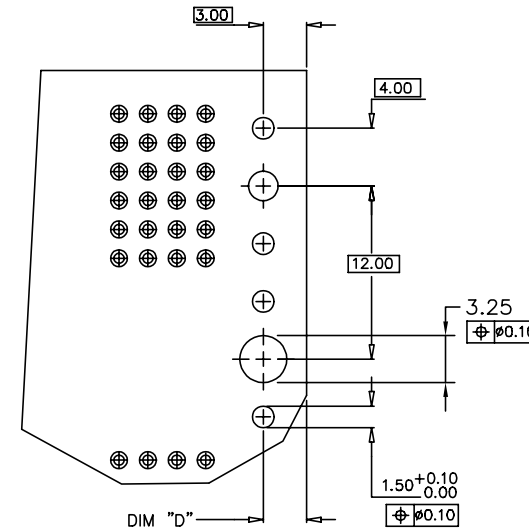
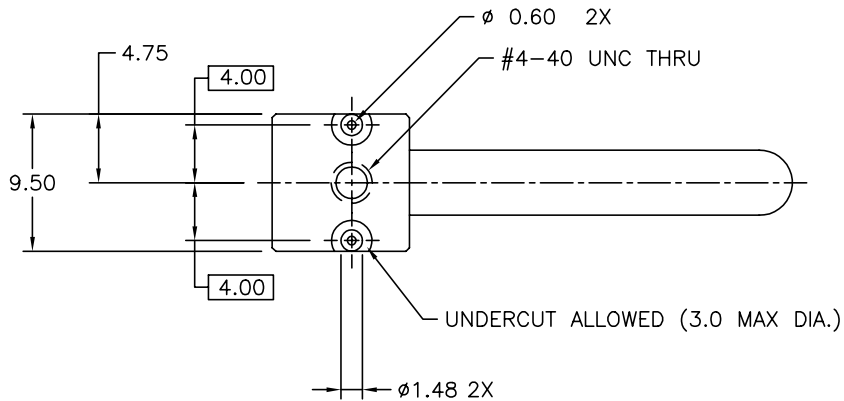
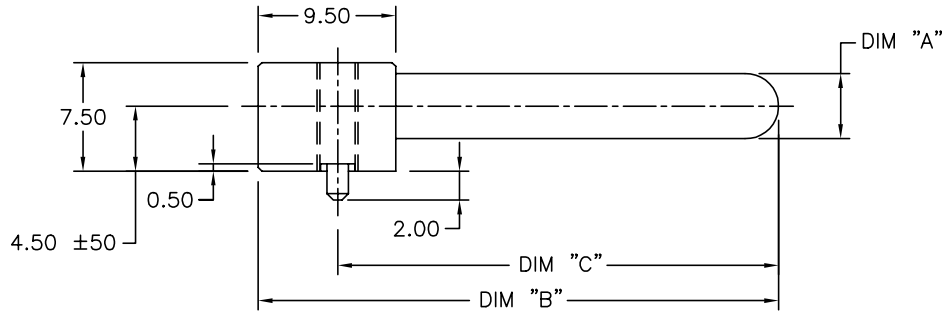


PRODUCT NO.	DIM "A"	DIM "B"	DIM "C"	DIM "D"	PLATING	LEAD FREE
72019-101LF	4.50	36.00	30.50	3.00	1.3um NICKEL	NOTE 2
72019-102LF	3.60	33.26	27.76	4.00	4um NICKEL	



REQUIRED PC BOARD LAYOUT COMPONENT

NOTES:

- ① MATERIAL: BRASS
- ② ADD "LF" SUFFIX AT THE END OF PART NUMBER FOR LEAD FREE OPTION.
3. THIS PRODUCT MEETS EUROPEAN UNION DIRECTIVES AND OTHER COUNTRY REGULATION AS DESCRIBED IN GS-22-008.



Copyright FCI.

rev	ecn no	dr	date
E	M05-0198	MHT	2005-09-13
F	M06-0286	MNR	2006-07-27
G	N11-0090	A.ZH	2011-04-07

www.fciconnect.com		surface ISO 1302	tolerance ISO 406 ISO 1101	projection	MM
Dr S.RDYER 1996-12-06		TOLERANCES UNLESS OTHERWISE SPECIFIED		size A4	Scale 1:1
Eng C.PENDLETON 1996-12-06		ANGULAR	LINEAR	0.X ± 0.30	ECN N11-0090
Chr C.PENDLETON 1996-12-06		0° ±2.0°		0.XX ± 0.15	Spec ref RELEASE
Appr C.PENDLETON 1996-12-06		Product family		METRAL	
FCI		title		72019	
catalog no		RIGHT ANGLE GUIDE PIN MODULE		Rev. G	
		CUSTOMER		sheet 1 of 1	

REV F - 2006-04-17

PDM: Rev:G

STATUS Released

4 Printed: Apr 14, 2011