

PCB LAYOUT: COMPONENT SIDE
RECOMMENDED PCB THICKNESS .062/1.57

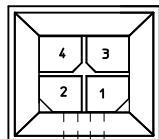
CIRCUIT SIZE	"A"	"B"	C
04	.512 13.00	.118 3.00	.472 12.00
06	.630 16.00	.236 6.00	.590 15.00
08	.748 19.00	.354 9.00	.709 18.00
10	.866 22.00	.472 12.00	.827 21.00
12	.984 25.00	.590 15.00	.945 24.00
14	1.102 28.00	.709 18.00	1.063 27.00
16	1.220 31.00	.827 21.00	1.181 30.00
18	1.338 34.00	.945 24.00	1.299 33.00
20	1.457 37.00	1.063 27.00	1.417 36.00
22	1.575 40.00	1.181 30.00	1.535 39.00
24	1.693 43.00	1.299 33.00	1.653 42.00

NOTES :

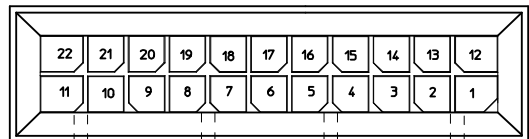
- MATERIALS -
HOUSING : NYLON , GLASS-FILLED, UL94V-0 COLOR - BLACK
TERMINAL : BRASS ALLOY
- FINISH:
A = .000200/(0.00508) MIN. TIN OVER .000050/(0.00127) MIN. NICKEL.
B = .000015/(0.00038) MIN. SELECT GOLD IN CONTACT AREA;
.000100/(0.00254) MIN. SELECT TIN ON SOLDER TAILS;
BOTH OVER .000050/(0.00127) MIN. NICKEL.
C = .000030/(0.00076) MIN. SELECT GOLD IN CONTACT AREA;
.000100/(0.00254) MIN. SELECT TIN ON SOLDER TAILS;
BOTH OVER .000050/(0.00127) MIN. NICKEL.
- PRODUCT SPECIFICATION : PS-44300-001
- PACKAGING SPECIFICATION : PK-44432-001
- THIS ASSEMBLY MATES WITH MOLEX BMI PANEL MOUNT RECEPTACLE
(SEE DRAWING SD-44133-001) & FEMALE CRIMP TERMINAL (SEE DRAWING SD-43030-****)
- SEE SHEET 2 FOR PART NUMBER CHART.
- THIS PART CONFORMS TO CLASS B REQUIREMENTS OF
COSMETIC SPECIFICATION PS-45499-002

ADD REFERENCE DIM EC NO: UCP2016-3971 DRWING:SLAFTER 2016/04/11 CHKD:JDFX 2016/04/11 APPR:FSMITH 2016/04/13	QUALITY SYMBOLS ▽=0 ▽=0 ▽=0	GENERAL TOLERANCES (UNLESS SPECIFIED)		DIMENSION STYLE IN/MM		SCALE 4:1	DESIGN UNITS METRIC	THIRD ANGLE PROJECTION		
		mm	INCH	DRAWN BY	DATE	MICRO FIT (3.0) DUAL ROW VERTICAL BMI HEADER ASS'Y molex DOCUMENT NO. SD-44432-001 SHEET NO. 1 OF 2				
		4 PLACES ± --- ± ---	3 PLACES ± --- ± .010	MUELLER	1999/11/29					
		2 PLACES ± 0.25 ± .015	1 PLACE ± 0.38 ± ---	MUELLER	1999/11/29					
0 PLACE ± --- ± ---		APPROVED BY	DATE							
		ANGULAR ±1/2°		MATERIAL NO. SEE CHART						
DRAFT WHERE APPLICABLE MUST REMAIN WITHIN DIMENSIONS		SIZE C		THIS DRAWING CONTAINS INFORMATION THAT IS PROPRIETARY TO MOLEX. INCORPORATED AND SHOULD NOT BE USED WITHOUT WRITTEN PERMISSION						

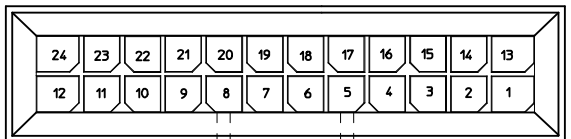
	13	12	11	10	9	8	7	6	5	4	3	2	1
J	MATERIAL NUMBER	NUMBER OF POSITIONS	PLATING OPTION										
	44432-0401	04	A										
	44432-0402	04	B										
	44432-0403	04	C										
I	44432-0601	06	A										
	44432-0602	06	B										
	44432-0603	06	C										
	44432-0801	08	A										
	44432-0802	08	B										
	44432-0803	08	C										
H	44432-1001	10	A										
	44432-1002	10	B										
	44432-1003	10	C										
	44432-1201	12	A										
	44432-1202	12	B										
G	44432-1203	12	C										
	44432-1401	14	A										
	44432-1402	14	B										
	44432-1403	14	C										
F	44432-1601	16	A										
	44432-1602	16	B										
	44432-1603	16	C										
	44432-1801	18	A										
	44432-1802	18	B										
	44432-1803	18	C										
E	44432-2001	20	A										
	44432-2002	20	B										
	44432-2003	20	C										
	44432-2201	22	A										
D	44432-2202	22	B										
	44432-2203	22	C										
	44432-2401	24	A										
	44432-2402	24	B										
C	44432-2403	24	C										



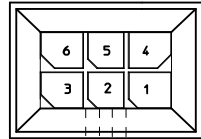
4 CIRCUIT



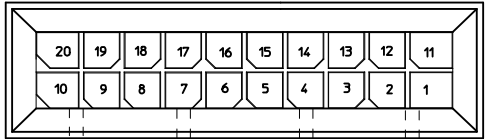
22 CIRCUIT



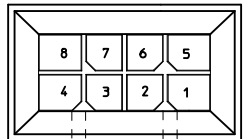
24 CIRCUIT



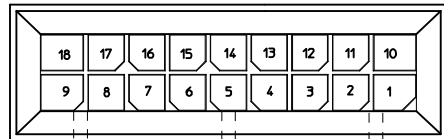
6 CIRCUIT



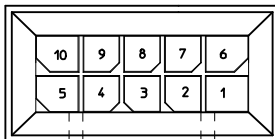
20 CIRCUIT



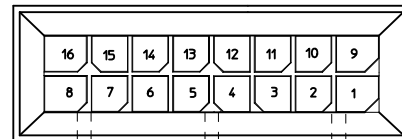
8 CIRCUIT



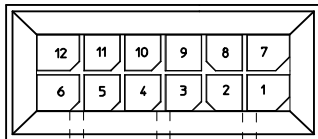
18 CIRCUIT



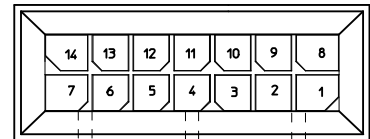
10 CIRCUIT



16 CIRCUIT



12 CIRCUIT



14 CIRCUIT

POLARIZATION LAYOUT
4-24 CIRCUITS

SEE SHEET 1 EC NO: UCP2016-3971 DRWNGS/LAFTER 2016/04/11 CHKD:JDFX 2016/04/11 APPR:FSMITH 2016/04/13 REV D2	QUALITY SYMBOLS 	GENERAL TOLERANCES (UNLESS SPECIFIED) <table border="1"> <tr> <th></th> <th>mm</th> <th>INCH</th> </tr> <tr> <td>4 PLACES</td> <td>± .005</td> <td>± .0005</td> </tr> <tr> <td>3 PLACES</td> <td>± .005</td> <td>± .010</td> </tr> <tr> <td>2 PLACES</td> <td>± .025</td> <td>± .015</td> </tr> <tr> <td>1 PLACE</td> <td>± 0.38</td> <td>± .015</td> </tr> <tr> <td>0 PLACE</td> <td>± .005</td> <td>± .0005</td> </tr> </table>		mm	INCH	4 PLACES	± .005	± .0005	3 PLACES	± .005	± .010	2 PLACES	± .025	± .015	1 PLACE	± 0.38	± .015	0 PLACE	± .005	± .0005	DIMENSION STYLE IN/MM DRAWN BY DATE MUELLER 1999/11/29 CHECKED BY DATE MUELLER 1999/11/29 APPROVED BY DATE FSMITH 2016/04/13	SCALE 4:1 DESIGN UNITS METRIC 	TITLE MICRO FIT (3.0) DUAL ROW VERTICAL BMI HEADER ASS'Y molex	MATERIAL NO. SEE CHART DOCUMENT NO. SD-44432-001 SHEET NO. 2 OF 2
		mm	INCH																					
	4 PLACES	± .005	± .0005																					
	3 PLACES	± .005	± .010																					
2 PLACES	± .025	± .015																						
1 PLACE	± 0.38	± .015																						
0 PLACE	± .005	± .0005																						
ANGULAR ±1/2°			DRAFT WHERE APPLICABLE MUST REMAIN WITHIN DIMENSIONS																					
THIS DRAWING CONTAINS INFORMATION THAT IS PROPRIETARY TO MOLEX INCORPORATED AND SHOULD NOT BE USED WITHOUT WRITTEN PERMISSION																								
SIZE C																								