



# Thomas Research Products

SSL Solutions Faster Than The Speed Of Light®

# LED DRIVER CATALOG



## PLUS

- Surge Protectors
- Step-Dimming Modules
- Transformers



# Thomas Research Products

SSL Solutions Faster Than The Speed Of Light®

LED Driver Essentials .....	Page 3	96 Watt LED Drivers .....	Page 14-15
12 Watt LED Drivers .....	Page 4	100 Watt LED Drivers .....	Pages 16-17
17 Watt LED Drivers .....	Page 4	120 Watt LED Drivers .....	Page 17-18
20 Watt LED Drivers .....	Page 4-5	150 Watt LED Drivers .....	Pages 19-20
25 Watt LED Drivers .....	Page 5-6	152 Watt LED Drivers .....	Pages 20
30 Watt LED Drivers .....	Page 6	200 Watt LED Drivers .....	Page 21-22
35 Watt LED Drivers .....	Page 7	250 Watt LED Drivers .....	Page 22
40 Watt LED Drivers .....	Pages 7-8	300 Watt LED Drivers .....	Page 22
50 Watt LED Drivers .....	Page 9	Surge Protectors .....	Page 23
60 Watt LED Drivers .....	Page 10	Step-dimming Modules .....	Page 23
75 Watt LED Drivers .....	Pages 11-13	Transformers .....	Page 23
90 Watt LED Drivers .....	Page 13		

1 1548 SMITH DR. HUNTLEY, IL 60142

T 847-515-3057

F 847-515-3047

WWW.TRPSSL.COM

## THOMAS RESEARCH PRODUCTS LIMITED WARRANTY

Thomas Research Products warrants to the Purchaser that its LED drivers, surge protectors, and lighting transformers will be free from defects in material and workmanship and will be of the designated kind and quality for five years from the date of manufacture. All other electronic circuits will be free from defects in material and workmanship and will be of the designated kind and quality for one year from the date of manufacture.

This warranty is not applicable to any circuit not installed and operated in accordance with the current edition of National Electrical Code and Underwriters Laboratories, Inc. Standards for Safety.

If it appears within our circuit warranty period that any circuit does not meet the warranty specified above, the Purchaser must notify in writing by United States mail of its warranty claim and return the circuits promptly at Purchaser's expense to Thomas Research Products. Thomas Research Products shall thereupon at Thomas Research Products expense, make available a repaired or new replacement part.

NO IMPLIED STATUTORY WARRANTY OR IMPLIED STATUTORY WARRANTY OF MERCHANTABILITY OR FITNESS FOR A PARTICULAR PURPOSE SHALL APPLY BEYOND THE AFOREMENTIONED CIRCUIT WARRANTY PERIOD. SOME STATES DO NOT ALLOW LIMITATIONS ON HOW LONG AN IMPLIED WARRANTY LASTS, SO THE ABOVE LIMITATION MAY NOT APPLY TO YOU.

The foregoing warranty is exclusive of all other statutory, written or oral warranties and no other warranties of any kind, statutory or otherwise, are given or herein expressed.

### LIMITATIONS OF LIABILITY

UNDER NO CIRCUMSTANCES, WHETHER AS A RESULT OF BREACH OF CONTRACT, BREACH OF WARRANTY, TORT, STRICT LIABILITY OR OTHERWISE WILL THOMAS RESEARCH PRODUCTS BE LIABLE FOR CONSEQUENTIAL, INCIDENTAL, SPECIAL OR EXEMPLARY DAMAGES, INCLUDING, BUT NOT LIMITED TO, LOSS OF PROPERTIES, LOSS OF USE OR DAMAGE TO ANY PROPERTY OR EQUIPMENT, COST OF CAPITAL, COST OF SUBSTITUTE PRODUCTS, FACILITIES OR SERVICES, DOWNTIME COSTS OR CLAIMS OF PURCHASER'S CUSTOMERS. SOME STATES DO NOT ALLOW THE EXCLUSION OR LIMITATION OF INCIDENTAL OR CONSEQUENTIAL DAMAGES, SO THE ABOVE LIMITATION OR EXCLUSION MAY NOT APPLY TO YOU.

THOMAS RESEARCH PRODUCTS LIABILITY ON ALL CLAIMS OF ANY KIND FOR ANY LOSS OR DAMAGE ARISING OUT OF, RESULTING FROM OR CONCERNING ANY ASPECT OF THIS AGREEMENT OR FROM THE PRODUCTS OR SERVICES FURNISHED HEREUNDER SHALL NOT EXCEED THE PRICE OF THE SPECIFIC PRODUCT WHICH GIVES RISE TO THE CLAIM, EXCEPT IN ACCORDANCE WITH THOMAS RESEARCH PRODUCTS TECHNICAL ENGINEERING SERVICE PROGRAM.

THIS WARRANTY GIVES YOU SPECIFIC LEGAL RIGHTS AND YOU MAY ALSO HAVE OTHER RIGHTS WHICH VARY FROM STATE TO STATE.

# LED DRIVER ESSENTIALS

## HOW DO I CHOOSE THE PROPER LED DRIVER FOR MY APPLICATION?

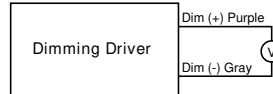
- Identify whether a constant-current or constant-voltage source is required to operate the LEDs in your application
- Identify the number of LEDs used in your application, the drive current and the voltage required
- Identify the maximum wattage load the driver will encounter in your application
  - Choose a driver rated slightly higher than your maximum rated load
  - Make sure the driver's output will operate within its specified range (voltage range for a constant-current driver, or current range for a constant-voltage driver)
- Identify any dimming needs
- Chose a driver from a manufacturer with US operations (sales and engineering support is just a phone call away), who can also supply your manufacturing locations worldwide

For more information on choosing the right LED driver, see our website FAQ page

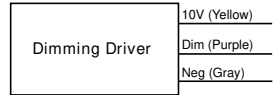
## WHAT DO I NEED TO KNOW ABOUT DIMMING LED DRIVERS?

- If the application requires dimming, specify a dimmable driver
  - Dimming drivers are designed to allow LEDs to be dimmed down to 10-25% light output, depending on model
  - Dimming drivers operate on 0-10Vdc dimmers only. Some TRP models are compatible with line-voltage dimmers
  - Dimming drivers include a 10V source lead for use with potentiometers. Cap off yellow lead when using a 0-10V dimmer

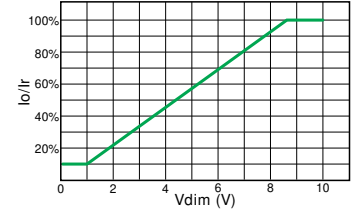
Typical 2 Wire Dimming Circuit



Typical 3 Wire Dimming Circuit



Typical Output Current / Dimming Voltage



## FEATURES OF LED DRIVERS FROM TRP

Long-life LED Drivers from Thomas Research Products represent the latest available technology. Every LED Driver from TRP features:

- **TRUE** 277V input: Universal 120-277V Nom. (90-305V Min/Max), TSC/TSV and -HV Series feature 277-480V Nom. Input
- Operate on either 50 or 60 Hz Nom. line-voltage frequency (47-63 Hz Min/Max)
- Single output with constant-current or constant-voltage mode
- UL Recognized in both the US & Canada, many also CE certified
- UL1310, Class 2 compliant or UL8540 as appropriate
- RoHS compliant
- IP66 or IP67 compliant, suitable for damp or dry locations
- Output protection: over-voltage, over-current and short-circuit
- Compact, lightweight UV-rated plastic or aluminum case. Many feature **Black Magic Thermally Advantaged™** housings
- **MUST** be loaded to a minimum of 50% of their rated max power output (wattage) to ensure proper operation
- Power factor  $\geq 0.90$  (Active Power Factor Correction)\*
- Minimum Operating Temperature  $-20^{\circ}\text{C}$  or lower\*
- Operating Frequency  $\geq 120$  Hz\*
- Meets FCC CFR Part 15 Part A emission limits\*
- Complies with IEEE C.62.41.1-2002 and C.62.41.2-2002 transient protection requirements\*
- Class A sound rating\*
- 5-year warranty, exceeds the Energy Star 3 year warranty requirement\*



\* Nearly all Thomas Research Products LED Drivers meet or exceed the program requirements for the **ENERGY STAR** Luminaires Version 1.2 Spec

## LED DRIVER PRODUCT FAMILIES FROM TRP

### PREMIUM DRIVERS:

PLED Series      75W- 200W      Small case, high performance, Dim to <10%

### STANDARD DRIVERS:

LED Series      12W-100W      Long life, 2-wire dimming, Dim to 10%  
 LEG Series      75W-150W      F-Can style enclosures, Dim to 10%

### VALUE DRIVERS:

TRC/TRV Series      25W-300W      Long life, 3-wire dimming, Dim to <20%  
 VLED Series      25W, 40W      Low cost, 3-wire dimming, Dim to <10%

### SPECIALTY DRIVERS:

LE/TE/TL Series      20W, 25W, 40W      Line Voltage Dimming  
 LDC Series      25W      DC input  
 LEDDC Series      25W, 60W      DC or AC input  
 TSC/TSV/-HV Series      75W- 300W      277-480V input  
 TRC-Q Series      152W      4 Channel output

### CUSTOM DRIVERS

We solve problems and produces unique products to meet customer applications. Contact us for details. Designs include:

#### • "Tuned" Output Drivers

Most of our constant-current drivers can be factory tuned for your specific application


#### • Multi-channel Drivers


Multiple output high-wattage drivers, to avoid connecting multiple LED arrays in parallel, which could lead to "current hogging"


### MORE CUSTOM OPTIONS

For totally custom design services, contact our sister company, Norlux

# LED DRIVERS


Series	Constant Current or Voltage	Dimming	Output Current (mA) <i>(range if CV)</i>	Output Voltage (VDC) <i>(range if CC)</i>	Catalog Number	Nominal Input Voltage (Vac)	Max Output Power (Watts)	Efficiency	In Stock (typical)
<b>12W</b> • Standard LED Series • Compact Black Plastic Case • OA: 3.35" x 1.42" x 0.75" 	C	No	250	24-48	LED12W-048-C0250	100-277	12	82%	●
			350	18-36	LED12W-036-C0350		12.6	81%	●
			350	12-24	LED12W-024-C0350		8.2	80%	●
			500	12-24	LED12W-024-C0500		12	80%	●
			700	8-16	LED12W-016-C0700		11.2	79%	●
			800	8-16	LED12W-016-C0800		12.8	79%	●
			1000	6-12	LED12W-012-C1000		12	78%	●
	V	No	250-1000	12	LED12W-012	100-277	12	78%	●
			200-800	16	LED12W-016		12.8	79%	
			125-500	24	LED12W-024		12	80%	●
			88-350	36	LED12W-036		12.6	81%	
			63-250	48	LED12W-048		12	82%	


Series	Constant Current or Voltage	Dimming	Output Current (mA) <i>(range if CV)</i>	Output Voltage (VDC) <i>(range if CC)</i>	Catalog Number	Nominal Input Voltage (Vac)	Max Output Power (Watts)	Efficiency	In Stock (typical)
<b>17W</b> • Standard LED Series • Compact Black Plastic Case • OA: 8.43" x 0.98" x 0.87" 	C	No	470	18-36	LED17W-036-C0470	100-277	17	83%	●
			700	12-24	LED17W-024-C0700			82%	●
			1400	6-12	LED17W-012-C1400			82%	
	V	No	350-1400	12	LED17W-012	100-277	17	82%	
			175-700	24	LED17W-024			82%	●
			118-470	36	LED17W-036			83%	


Series	Constant Current or Voltage	Dimming	Output Current (mA) <i>(range if CV)</i>	Output Voltage (VDC) <i>(range if CC)</i>	Catalog Number	Nominal Input Voltage (Vac)	Max Output Power (Watts)	Efficiency	In Stock (typical)			
<b>20W</b> • Standard LED Series • Compact Black Plastic Case • OA: 3.74" x 1.61" x 0.98" 	C	No	350	19-57	LED20W-57-C0350	100-277	20	84%	●			
			350	16-48	LED20W-48-C0350		16.8	83%	●			
			460	15-43	LED20W-43-C0460		20	83%				
			500	14-40	LED20W-40-C0500		20	82%				
			550	18-36	LED20W-36-C0550		20	82%	●			
			700	10-28	LED20W-28-C0700		20	81%				
			700	8-24	LED20W-24-C0700		16.8	81%				
			830	8-24	LED20W-24-C0830		20	81%				
			910	12-22	LED20W-22-C0910		20	81%				
			1100	10-18	LED20W-18-C1100		20	80%				
			1330	9-15	LED20W-15-C1330		20	80%				
			1540	7-13	LED20W-13-C1540		20	79%				
			1660	7-12	LED20W-12-C1660		20	78%				
			0-10 NEW	No	350		19-57	LED20W-57-C0350-D	100-277	20	84%	
					350		16-48	LED20W-48-C0350-D		16.8	83%	
					460		15-43	LED20W-43-C0460-D		20	83%	
					500		14-40	LED20W-40-C0500-D		20	82%	
					550		18-36	LED20W-36-C0550-D		20	82%	
					700		10-28	LED20W-28-C0700-D		20	81%	
					700		8-24	LED20W-24-C0700-D		16.8	81%	
					830		8-24	LED20W-24-C0830-D		20	81%	
					910		12-22	LED20W-22-C0910-D		20	81%	
	1100	10-18			LED20W-18-C1100-D	20	80%					
	1330	9-15			LED20W-15-C1330-D	20	80%					
	1540	7-13			LED20W-13-C1540-D	20	79%					
	1660	7-12	LED20W-12-C1660-D	20	78%							
	V	No	415-1660	12	LED20W-12	100-277	20	82%				
			385-1540	13	LED20W-13		20	82%				
			333-1330	15	LED20W-15		20	83%				
			275-1100	18	LED20W-18		20	83%				
			228-910	22	LED20W-22		20	84%	●			
			208-830	24	LED20W-24		20	84%				
			175-700	28	LED20W-28		20	84%				
			138-550	36	LED20W-36		20	85%				
125-500			40	LED20W-40	20		85%					
115-460			43	LED20W-43	20		85%					
88-350	48	LED20W-48	16.8	85%	●							
88-350	57	LED20W-57	20	85%								

Class 2: US/Canada US Only

# LED DRIVERS



Series	Constant Current or Voltage	Dimming	Output Current (mA) <i>(range if CV)</i>	Output Voltage (VDC) <i>(range if CC)</i>	Catalog Number	Nominal Input Voltage (Vac)	Max Output Power (Watts)	Efficiency	In Stock (typical)
<b>20W</b> • LED-LE/TE Series • Line Voltage Dimming • Compact Black Plastic Case • OA: 3.74" x 1.61" x 0.98" 	C	INC	350	20-40	LED20W-040-C0350-LE	100-277	14.0	86%	●
			500	20-40	LED20W-040-C0500-LE		20.0	86%	●
			550	18-36	LED20W-036-C0550-LE		20.0	88%	●
			700	14-28	LED20W-028-C0700-LE		19.6	86%	●
			1200	8-17	LED20W-017-C1200-LE		20.0	84%	●
			1660	7-12	LED20W-012-C1660-LE		20.0	84%	●
		ELV	350	20-40	LED20W-040-C0350-TE	100-277	14.0	86%	●
			500	20-40	LED20W-040-C0500-TE		20.0	86%	●
			550	18-36	LED20W-036-C0550-TE		20.0	88%	●
			700	14-28	LED20W-028-C0700-TE		19.6	86%	●
			1200	8-17	LED20W-017-C1200-TE		20.0	84%	●
			1660	7-12	LED20W-012-C1660-TE		20.0	84%	●


Series	Constant Current or Voltage	Dimming	Output Current (mA) <i>(range if CV)</i>	Output Voltage (VDC) <i>(range if CC)</i>	Catalog Number	Nominal Input Voltage (Vac)	Max Output Power (Watts)	Efficiency	In Stock (typical)
<b>25W</b> • LDC Series, Black Plastic • DC input, DC output • OA: 3.07" x 3.15" x 0.99" 	C	No	350	36-72	LDC25W-072-C0350	12-24	25	90%	●
			450	19-56	LDC25W-048-C0450			89%	●
			700	18-36	LDC25W-036-C0400			88%	●
			1040	12-24	LDC25W-024-C1040			86%	●
	V	No	260-1040	24	LDC25W-024	12-24	25	86%	●
			175-700	36	LDC25W-036			88%	●
			112-450	56	LDC25W-048			89%	●
			88-350	72	LDC25W-072			90%	●

<b>25W</b> • Standard LED Series • Compact Black Plastic Case • OA: 3.07" x 3.15" x 0.99" 	C	No	350	24-72	LED25W-072-C0350	100-277	25	86%	●		
			350	10-28	LED25W-028-C0350		9.8	83%	●		
			400	21-62	LED25W-062-C0400		25	85%	●		
			450	19-56	LED25W-056-C0450			84%	●		
			500	13-40	LED25W-040-C0500		20	84%	●		
			620	13-40	LED25W-040-C0620			84%	●		
			700	12-36	LED25W-036-C0700		25	84%	●		
			850	10-28	LED25W-028-C0850			83%	●		
			1040	8-24	LED25W-024-C1040			83%	●		
			1250	7-20	LED25W-020-C1250			83%	●		
			1400	6-18	LED25W-018-C1400			82%	●		
			1560	6-16	LED25W-016-C1560			82%	●		
			1750	5-14	LED25W-014-C1750			82%	●		
			2080	4-12	LED25W-012-C2080			81%	●		
			0-10	350	24-72		LED25W-072-C0350-D	100-277	25	86%	●
				350	10-28		LED25W-028-C0350-D		9.8	83%	●
				400	21-62		LED25W-062-C0400-D		25	85%	●
				450	19-56		LED25W-056-C0450-D			84%	●
				500	13-40		LED25W-040-C0500-D		20	84%	●
				620	13-40		LED25W-040-C0620-D			84%	●
	700	12-36		LED25W-036-C0700-D	25	84%	●				
	850	10-28		LED25W-028-C0850-D		83%	●				
	1040	8-24		LED25W-024-C1040-D		83%	●				
	1250	7-20		LED25W-020-C1250-D		83%	●				
	1400	6-18		LED25W-018-C1400-D		82%	●				
	1560	6-16		LED25W-016-C1560-D		82%	●				
	1750	5-14		LED25W-014-C1750-D		82%	●				
	2080	4-12		LED25W-012-C2080-D		81%	●				
	V	No	520-2080	12	LED25W-012	100-277	25	81%	●		
			438-1750	14	LED25W-014			82%	●		
			390-1560	16	LED25W-016			82%	●		
			360-1400	18	LED25W-018			82%	●		
			313-1250	20	LED25W-020			83%	●		
			260-1040	24	LED25W-024			83%	●		
213-850			28	LED25W-028	83%			●			
175-700			36	LED25W-036	84%			●			
155-620			40	LED25W-040	84%			●			
113-450			56	LED25W-056	84%			●			
100-400			62	LED25W-062	85%			●			
86-350			72	LED25W-072	86%			●			

Class 2: US/Canada US Only


# LED DRIVERS


Series	Constant Current or Voltage	Dimming	Output Current (mA) <i>(range if CV)</i>	Output Voltage (VDC) <i>(range if CC)</i>	Catalog Number	Nominal Input Voltage (Vac)	Max Output Power (Watts)	Efficiency	In Stock (typical)	
<b>25W</b> • LED-LE/TE Series • Line Voltage Dimming • Compact Black Plastic Case • OA: 3.07" x 3.15" x 0.99" 	C	INC	350	36-72	LED25W-072-C0350-LE	100-277	25	86%		
			520	24-48	LED25W-048-C0520-LE			85%		
			700	18-36	LED25W-036-C0700-LE			84%	●	
			1040	12-24	LED25W-024-C1040-LE			83%	●	
		ELV	350	36-72	LED25W-072-C0350-TE	100-277	25	86%		
			520	24-48	LED25W-048-C0520-TE			85%		
			700	18-36	LED25W-036-C0700-TE			84%		
			1040	12-24	LED25W-204-C1040-TE		83%	●		
<b>25W</b> • LEDDC Series, Black Plastic • AC or DC input, • OA: 3.07" x 3.15" x 0.99"	C	No	350	24-72	LEDDC25W-072-C0350	100-277 Vac or 108-205 Vdc	25	86%		
		0-10	350	24-72	LEDDC25W-072-C0350-D			86%		
	V	No	88-350	72	LEDDC25W-072			86%		
<b>25W</b> • Value VLED Series • Compact Black Plastic Case • OA: 3.07" x 3.15" x 0.99" 	C	No	350	38-75	VLED25W-075-C0350	100-277	26	86%		
			450	28-56	VLED25W-056-C0450			85%		
			700	19-37	VLED25W-037-C0700			85%		
			1050	13-25	VLED25W-025-C1050			84%		
			1400	10-19	VLED25W-019-C1400			82%		
		0-10	1750	8-15	VLED25W-015-C1750	81%				
			350	38-75	VLED25W-075-C0350-D	100-277	26	86%		
			450	28-56	VLED25W-056-C0450-D			85%		
			700	19-37	VLED25W-037-C0700-D			85%		
			1050	13-25	VLED25W-025-C1050-D			84%		
		1400	10-19	VLED25W-019-C1400-D	82%					
		V	No	1750	8-15	VLED25W-015-C1750-D	81%			
				0-1080	24	VLED25W-024	100-277	26	84%	
				0-720	36	VLED25W-036			85%	
				0-540	48	VLED25W-048			86%	

Series	Constant Current or Voltage	Dimming	Output Current (mA) <i>(range if CV)</i>	Output Voltage (VDC) <i>(range if CC)</i>	Catalog Number	Nominal Input Voltage (Vac)	Max Output Power (Watts)	Efficiency	In Stock (typical)	
<b>30W</b> • Standard LED Series • Compact Black Plastic Case • OA: 5.31" x 1.69" x 0.98" 	C	No	350	28-85	LED30W-085-C0350	100-277	29.8	88%	●	
			400	25-75	LED30W-075-C0400		30.0	87%		
			450	22-66	LED30W-066-C0450		29.7	87%	●	
			700	14-42	LED30W-042-C0700		29.4	87%	●	
			830	12-36	LED30W-036-C0830		29.9	87%		
			1250	8-24	LED30W-024-C1250		30.0	86%		
			1660	6-18	LED30W-018-C1660		29.8	85%	●	
			2500	4-12	LED30W-012-C2500		30.0	85%		
		0-10	350	28-85	LED30W-085-C0350-D	100-277	29.8	88%	●	
			400	25-75	LED30W-075-C0400-D		30.0	87%		
			450	22-66	LED30W-066-C0450-D		29.7	87%		
			700	14-42	LED30W-042-C0700-D		29.4	87%	●	
			830	12-36	LED30W-036-C0830-D		29.9	87%		
			1250	8-24	LED30W-024-C1250-D		30.0	86%	●	
			1660	6-18	LED30W-018-C1660-D		29.8	85%		
			2500	4-12	LED30W-012-C2500-D		30.0	85%		
		V	No	625-2500	12	LED30W-012	100-277	30.0	84%	●
				415-1660	18	LED30W-018		30.0	85%	
				313-1250	24	LED30W-024		30.0	85%	●
				208-830	36	LED30W-036		29.9	86%	
				175-700	42	LED30W-042		29.4	87%	
113-450	66			LED30W-066	29.7	87%				
100-400	75			LED30W-075	30.0	87%				
88-350	85			LED30W-085	29.8	88%				




Class 2: US/Canada US Only

# LED DRIVERS

Series	Constant Current or Voltage	Dimming	Output Current (mA) <i>(range if CV)</i>	Output Voltage (VDC) <i>(range if CC)</i>	Catalog Number	Nominal Input Voltage (Vac)	Max Output Power (Watts)	Efficiency	In Stock (typical)	
<b>35W</b> <b>NEW</b> • Standard LED Series • Compact Black Plastic Case • OA: 9.1" x 1.05" x 1.02" 	C	No	350	34-100	LED35W-100-C0350	100-277	35	90%		
			700	18-54	LED35W-054-C0700			89%		
			1050	18-36	LED35W-036-C1050			88%		
			1250	14-28	LED35W-028-C1250			88%		
		0-10	350	34-100	LED35W-100-C0350-D	100-277	35	90%		
			700	18-54	LED35W-054-C0700-D			89%		
			1050	18-36	LED35W-036-C1050-D			88%	●	
			1250	14-28	LED35W-028-C1250-D			88%		
		V	No	313-1250	28	LED35W-028	100-277	35	88%	
				263-1050	36	LED35W-036			88%	
				175-700	54	LED35W-054			89%	
				86-350	100	LED35W-100			90%	

Series	Constant Current or Voltage	Dimming	Output Current (mA) <i>(range if CV)</i>	Output Voltage (VDC) <i>(range if CC)</i>	Catalog Number	Nominal Input Voltage (Vac)	Max Output Power (Watts)	Efficiency	In Stock (typical)		
<b>40W</b> • Standard LED Series • Compact Black Plastic Case • OA: 3.74" x 2.76" x 1.26" 	C	No	350	38-114	LED40W-114-C0350	100-277	40.0	87%	●		
			400	33-100	LED40W-100-C0400		40.0	87%			
			450	30-89	LED40W-089-C0450		40.0	87%	●		
			700	18-54	LED40W-054-C0700		37.8	86%	●		
			830	16-48	LED40W-048-C0830		40.0	86%			
			900	15-45	LED40W-045-C0900		40.0	86%			
			1100	12-36	LED40W-036-C1100		40.0	86%	●		
			1300	10-30	LED40W-030-C1300		39.0	86%			
			1300	8-24	LED40W-024-C1300		31.2	86%			
			1400	8-24	LED40W-024-C1400		33.6	86%	●		
			1670	8-24	LED40W-024-C1670		40.0	86%	●		
			1820	7-22	LED40W-022-C1820		40.0	86%	●		
			2200	6-18	LED40W-018-C2200		40.0	85%			
			2680	5-15	LED40W-015-C2680		40.0	85%			
			3080	4-13	LED40W-013-C3080		40.0	85%			
			3330	4-12	LED40W-012-C3330		40.0	84%			
			4000	3-10	LED40W-010-C4000		40.0	84%			
			4450	3-9	LED40W-009-C4450		40.0	83%			
			0-10	350	38-114		LED40W-114-C0350-D	100-277	40.0	87%	●
				400	33-100		LED40W-100-C0400-D		40.0	87%	
		450		30-89	LED40W-089-C0450-D	40.0	87%		●		
		700		18-54	LED40W-054-C0700-D	37.8	86%		●		
		830		16-48	LED40W-048-C0830-D	40.0	86%				
		900		15-45	LED40W-045-C0900-D	40.0	86%				
		1100		12-36	LED40W-036-C1100-D	40.0	86%		●		
		1300		10-30	LED40W-030-C1300-D	39.0	86%		●		
		1300		8-24	LED40W-024-C1300-D	31.2	86%				
		1400		8-24	LED40W-024-C1400-D	33.6	86%		●		
		1670		8-24	LED40W-024-C1670-D	40.0	86%		●		
		1820		7-22	LED40W-022-C1820-D	40.0	86%		●		
		2200	6-18	LED40W-018-C2200-D	40.0	85%					
		2680	5-15	LED40W-015-C2680-D	40.0	85%					
3080	4-13	LED40W-013-C3080-D	40.0	85%							
3330	4-12	LED40W-012-C3330-D	40.0	84%							
4000	3-10	LED40W-010-C4000-D	40.0	84%							
4450	3-9	LED40W-009-C4450-D	40.0	83%							


# LED DRIVERS

Series	Constant Current or Voltage	Dimming	Output Current (mA) <i>(range if CV)</i>	Output Voltage (VDC) <i>(range if CC)</i>	Catalog Number	Nominal Input Voltage (Vac)	Max Output Power (Watts)	Efficiency	In Stock (typical)	
<b>40W</b> • Standard LED Series • Compact Black Plastic Case • OA: 3.74" x 2.76" x 1.26" 	V	No	1113-4450	9	LED40W-009	100-277	40.0	83%	●	
			1000-4000	10	LED40W-010		40.0	84%		
			833-3330	12	LED40W-012		40.0	84%	●	
			770-3080	13	LED40W-013		40.0	85%		
			670-2680	15	LED40W-015		40.0	85%		
			550-2200	18	LED40W-018		40.0	85%		
			455-1820	22	LED40W-022		40.0	86%		
			418-1670	24	LED40W-024		40.0	86%	●	
			325-1300	30	LED40W-030		39.0	86%		
			275-1100	36	LED40W-036		40.0	86%		
			225-900	45	LED40W-045		40.0	86%		
			208-830	48	LED40W-048		40.0	86%		
			175-700	54	LED40W-054		37.8	86%		
			113-450	89	LED40W-089		40.0	87%		
			100-400	100	LED40W-100		40.0	87%		
			88-350	114	LED40W-114		40.0	87%		
<b>40W NEW</b> • LED-LT Series • Line Voltage Dimming • Compact Black Plastic Case • OA: 3.74" x 2.76" x 1.26" 	C	INC & ELV	350	57-114	LED40W120-114-C0350-LT	120	40	85%		
			700	27-54	LED40W120-054-C0700-LT			85%		
			1100	18-36	LED40W120-036-C1100-LT			84%		
			1300	15-30	LED40W120-030-C1300-LT			83%		
			1670	12-24	LED40W120-030-C1670-LT			82%		
			350	57-114	LED40W230-114-C0350-LT	230	40	85%		
			700	27-54	LED40W230-054-C0700-LT			85%		
			1100	18-36	LED40W230-036-C1100-LT			84%		
			1300	15-30	LED40W230-030-C1300-LT			83%		
			1670	12-24	LED40W230-030-C1670-LT			82%		
<b>40W</b> • Value VLED Series • Compact Black Plastic Case • OA: 3.74" x 2.76" x 1.26" 	C	No	350	60-120	VLED40W-120-C0350	100-277	42	90%		
			450	47-94	VLED40W-094-C0450		42	89%		
			700	28-56	VLED40W-056-C0700		39	89%		
			1050	20-38	VLED40W-038-C1050		40	88%		
			1280	17-32	VLED40W-032-C1280		42	87%		
			1400	15-30	VLED40W-030-C1400		42	87%		
			1750	12-24	VLED40W-024-C1750		42	87%		
			350	60-120	VLED40W-120-C0350-D		100-277	42	90%	
			450	47-94	VLED40W-094-C0450-D			42	89%	
			700	28-56	VLED40W-056-C0700-D			39	89%	
			1050	20-38	VLED40W-038-C1050-D			40	88%	
			1280	17-32	VLED40W-032-C1280-D			42	87%	
	1400	15-30	VLED40W-030-C1400-D	42	87%	●				
	1750	12-24	VLED40W-024-C1750-D	42	87%					
	V	No	0-3500	12	VLED40W-012	100-277	42	84%		
			0-1750	24	VLED40W-024		42	86%		
			0-1160	36	VLED40W-036		42	87%		
			0-875	48	VLED40W-048		42	89%		


Class 2: US/Canada US Only



# LED DRIVERS


Series	Constant Current or Voltage	Dimming	Output Current (mA) <i>(range if CV)</i>	Output Voltage (VDC) <i>(range if CC)</i>	Catalog Number	Nominal Input Voltage (Vac)	Max Output Power (Watts)	Efficiency	In Stock (typical)	
<b>50W</b> • Standard LED Series • Black Plastic Case • OA: 7.24" x 1.69" x 0.98" 	C	No	350	47-142	LED50W-142-C0350	100-277	49.7	89%	●	
			450	37-111	LED50W-111-C0450		49.9	89%		
			530	24-72	LED50W-072-C0530		38.1	88%		
			700	24-72	LED50W-072-C0700		50.0	88%	●	
			830	20-60	LED50W-060-C0830		49.8	88%		
			1050	16-48	LED50W-048-C1050		50.0	88%	●	
			1190	14-42	LED50W-042-C1190		50.0	87%		
			1250	13-40	LED50W-040-C1250		50.0	87%		
			1400	12-36	LED50W-036-C1400		50.0	87%	●	
			1750	9-29	LED50W-029-C1750		50.0	87%		
			2100	8-24	LED50W-024-C2100		50.0	87%	●	
			2500	7-20	LED50W-020-C2500		50.0	87%		
			2800	6-18	LED50W-018-C2800		50.0	86%	●	
			3330	5-15	LED50W-015-C3330		49.9	85%		
			4200	4-12	LED50W-012-C4200		50.0	84%		
		0-10	350	47-142	LED50W-142-C0350-D	100-277	49.7	89%	●	
			450	37-111	LED50W-111-C0450-D		49.9	89%	●	
			530	24-72	LED50W-072-C0530-D		38.1	88%	●	
			700	24-72	LED50W-072-C0700-D		50.0	88%	●	
			830	20-60	LED50W-060-C0830-D		49.8	88%		
			1050	16-48	LED50W-048-C1050-D		50.0	88%	●	
			1190	14-42	LED50W-042-C1190-D		50.0	87%	●	
			1250	13-40	LED50W-040-C1250-D		50.0	87%		
			1400	12-36	LED50W-036-C1400-D		50.0	87%	●	
			1750	9-29	LED50W-029-C1750-D		50.0	87%		
			2100	8-24	LED50W-024-C2100-D		50.0	87%	●	
			2500	7-20	LED50W-020-C2500-D		50.0	87%		
			2800	6-18	LED50W-018-C2800-D		50.0	86%	●	
			3330	5-15	LED50W-015-C3330-D		49.9	85%		
			4200	4-12	LED50W-012-C4200-D		50.0	84%		
		V	No	1050-4200	12	LED50W-012	100-277	50.0	84%	●
				833-3330	15	LED50W-015		49.9	85%	
				700-2800	18	LED50W-018		50.0	86%	
				625-2500	20	LED50W-020		50.0	87%	
				525-2100	24	LED50W-024		50.0	87%	●
				438-1750	29	LED50W-029		50.0	87%	
				350-1400	36	LED50W-036		50.0	87%	
				313-1250	40	LED50W-040		50.0	87%	
				298-1190	42	LED50W-042		50.0	87%	
				263-1050	48	LED50W-048		50.0	88%	
				208-830	60	LED50W-060		49.8	88%	
				175-700	72	LED50W-072		50.0	88%	
113-450	111			LED50W-111	49.9	89%				
88-350	142			LED50W-142	49.7	89%				

# LED DRIVERS

Series	Constant Current or Voltage	Dimming	Output Current (mA) <i>(range if CV)</i>	Output Voltage (VDC) <i>(range if CC)</i>	Catalog Number	Nominal Input Voltage (Vac)	Max Output Power (Watts)	Efficiency	In Stock (typical)	
<b>60W</b> • Standard LED Series • Black Aluminum Case • OA: 7.25" x 2.81" x 1.83" 	C	No	350	56-170	LED60W-170-C0350	100-277	59.5	92%	●	
			450	44-134	LED60W-134-C0450		60.0	92%	●	
			700	28-86	LED60W-086-C0700		60.0	92%		
			1050	19-58	LED60W-058-C1050		60.0	91%	●	
			1250	16-48	LED60W-048-C1250		60.0	91%		
			1400	14-43	LED60W-043-C1400		60.0	91%	●	
			1670	12-36	LED60W-036-C1670		60.0	91%	●	
			2300	9-27	LED60W-027-C2300		60.0	90%	●	
			2500	8-24	LED60W-024-C2500		60.0	90%		
			2720	7-22	LED60W-022-C2720		59.8	89%	●	
			3000	7-20	LED60W-020-C3000		60.0	89%	●	
			3330	6-18	LED60W-018-C3330		59.9	88%		
			4000	5-15	LED60W-015-C4000		60.0	87%		
			5000	4-12	LED60W-012-C5000		60.0	87%	●	
			0-10	350	56-170		LED60W-170-C0350-D	100-277	59.5	92%
		450		44-134	LED60W-134-C0450-D	60.0	92%		●	
		700		28-86	LED60W-086-C0700-D	60.0	92%			
		1050		19-58	LED60W-058-C1050-D	60.0	91%		●	
		1250		16-48	LED60W-048-C1250-D	60.0	91%			
		1400		14-43	LED60W-043-C1400-D	60.0	91%			
		1670		12-36	LED60W-036-C1670-D	60.0	91%		●	
		2300		9-27	LED60W-027-C2300-D	60.0	90%		●	
		2500		8-24	LED60W-024-C2500-D	60.0	90%			
		2720		7-22	LED60W-022-C2720-D	59.8	89%		●	
		3000		7-20	LED60W-020-C3000-D	60.0	89%			
		3330		6-18	LED60W-018-C3330-D	59.9	88%			
		4000		5-15	LED60W-015-C4000-D	60.0	87%			
		5000		4-12	LED60W-012-C5000-D	60.0	87%			
		V		No	1250-5000	12	LED60W-012		100-277	60.0
			1000-4000		15	LED60W-015	60.0	87%		
			833-3330		18	LED60W-018	59.9	88%		
			750-3000		20	LED60W-020	60.0	89%		
			680-2720		22	LED60W-022	59.8	89%		
625-2500	24		LED60W-024		60.0	90%	●			
575-2300	27		LED60W-027		60.0	90%				
418-1670	36		LED60W-036		60.0	91%				
350-1400	43		LED60W-043		60.0	91%				
313-1250	48		LED60W-048		60.0	91%				
263-1050	58		LED60W-058		60.0	91%				
175-700	86		LED60W-086		60.0	92%				
113-450	134		LED60W-134		60.0	92%				
88-350	170	LED60W-170	59.5	92%						
<b>60W</b> • LEDDC Series • Black Aluminum • AC or DC input, DC output • OA: 7.25" x 2.81" x 1.83"	C	No	700	28-86	LEDDC60W-086-C0700	100-277 Vac or 108-205 Vdc	60	92%		
		0-10	700	28-86	LEDDC60W-086-C0700-D		60	92%		
	V	No	175-700	86	LEDDC60W-086		60	92%		





Class 2: US/Canada US Only

# LED DRIVERS

Series	Constant Current or Voltage	Dimming	Output Current (mA) <i>(range if CV)</i>	Output Voltage (VDC) <i>(range if CC)</i>	Catalog Number	Nominal Input Voltage (Vac)	Max Output Power (Watts)	Efficiency	In Stock (typical)	
<b>75W</b> • Standard LED Series • Black Aluminum Case • OA: 7.25" x 2.81" x 1.83" 	C	No	300	85-257	LED75W-257-C0300	100-277	75.0	91%		
			350	66-200	LED75W-200-C0350		70.0	91%		
			600	42-128	LED75W-128-C0600		75.0	91%		
			900	28-85	LED75W-085-C0900		75.0	90%		
			1200	21-64	LED75W-064-C1200		75.0	90%		
			1400	18-56	LED75W-056-C1400		75.0	90%	●	
			1600	16-48	LED75W-048-C1600		75.0	90%		
			2100	12-36	LED75W-036-C2100		75.0	89%		
			2500	10-30	LED75W-030-C2500		75.0	89%		
			2800	9-27	LED75W-027-C2800		75.0	88%	●	
			3000	8-25	LED75W-025-C3000		75.0	88%		
			3400	7-22	LED75W-022-C3400		74.8	88%		
			3750	7-20	LED75W-020-C3750		75.0	87%		
			4200	6-18	LED75W-018-C4200		75.0	86%		
			5000	5-15	LED75W-015-C5000		75.0	86%		
			0-10	300	85-257		LED75W-257-C0300-D	75.0	91%	●
				350	66-200		LED75W-200-C0350-D	70.0	91%	
				600	42-128		LED75W-128-C0600-D	75.0	91%	
		900		28-85	LED75W-085-C0900-D	75.0	90%			
		1200		21-64	LED75W-064-C1200-D	75.0	90%			
		1400		18-56	LED75W-056-C1400-D	75.0	90%			
		1600		16-48	LED75W-048-C1600-D	75.0	90%			
		2100		12-36	LED75W-036-C2100-D	75.0	89%	●		
		2500		10-30	LED75W-030-C2500-D	75.0	89%			
		2800		9-27	LED75W-027-C2800-D	75.0	88%	●		
		3000		8-25	LED75W-025-C3000-D	75.0	88%	●		
		3400		7-22	LED75W-022-C3400-D	74.8	88%			
		3750		7-20	LED75W-020-C3750-D	75.0	87%			
		4200		6-18	LED75W-018-C4200-D	75.0	86%			
		5000		5-15	LED75W-015-C5000-D	75.0	86%			
		V		No	1250-5000	15	LED75W-015	75.0	86%	
					1050-4200	18	LED75W-018	75.0	86%	
					938-3750	20	LED75W-020	75.0	87%	
			850-3400		22	LED75W-022	74.8	88%		
			750-3000		25	LED75W-025	75.0	88%		
			700-2800		27	LED75W-027	75.0	88%		
625-2500	30		LED75W-030		75.0	89%				
525-2100	36		LED75W-036		75.0	89%				
400-1600	48		LED75W-048		75.0	90%				
350-1400	56		LED75W-056		75.0	90%				
300-1200	64		LED75W-064		75.0	90%				
225-900	85		LED75W-085		75.0	90%				
150-600	128		LED75W-128		75.0	91%				
88-350	200		LED75W-200		70.0	91%				
75-300	257		LED75W-257		75.0	91%				
75W	C	No	350	72-214	LEG75W-214-C0350	120-277	74.9	92%		
			530	48-142	LEG75W-142-C0530		75.0	91%	●	
			700	36-108	LEG75W-108-C0700		75.0	90%	●	
		0-10	1050	24-72	LEG75W-072-C1050	75.0	89%			
			350	72-214	LEG75W-214-C0350-D	74.9	92%	●		
			530	48-142	LEG75W-142-C0530-D	75.0	91%			
700	36-108	LEG75W-108-C0700-D	75.0	90%	●					
1050	24-72	LEG75W-072-C1050-D	75.0	89%	●					
75W	C	No	350	72-214	PLED75W-214-C0350	100-277	75	92%		
			450	56-166	PLED75W-166-C0450			92%		
			700	36-108	PLED75W-108-C0700			92%		
			1050	24-72	PLED75W-072-C1050			91%		
			1400	18-54	PLED75W-054-C1400			91%		
			1560	16-48	PLED75W-048-C1560			90%		
			1790	14-42	PLED75W-042-C1790			89%		
			2100	12-36	PLED75W-036-C2100			89%		
			2800	9-27	PLED75W-027-C2800			88%		
			3130	8-24	PLED75W-024-C3130			88%		
			3750	7-20	PLED75W-020-C3750			87%		
			5000	5-15	PLED75W-015-C5000			86%		
			6250	4-12	PLED75W-012-C6250			86%		

Class 2: US/Canada US Only


# LED DRIVERS

Series	Constant Current or Voltage	Dimming	Output Current (mA) <i>(range if CV)</i>	Output Voltage (VDC) <i>(range if CC)</i>	Catalog Number	Nominal Input Voltage (Vac)	Max Output Power (Watts)	Efficiency	In Stock (typical)
<b>75W</b> • Premium PLED Series • Black Aluminum Case • OA: 5.79" x 2.35" x 1.46" 	C	0-10	350	72-214	PLED75W-214-C0350-D	100-277	75	92%	●
			450	56-166	PLED75W-166-C0450-D			92%	●
			700	36-108	PLED75W-108-C0700-D			92%	●
			1050	24-72	PLED75W-072-C1050-D			91%	●
			1400	18-54	PLED75W-054-C1400-D			91%	●
			1560	16-48	PLED75W-048-C1560-D			90%	
			1790	14-42	PLED75W-042-C1790-D			89%	
			2100	12-36	PLED75W-036-C2100-D			89%	●
			2800	9-27	PLED75W-027-C2800-D			88%	●
			3130	8-24	PLED75W-024-C3130-D			88%	●
			3750	7-20	PLED75W-020-C3750-D			87%	
			5000	5-15	PLED75W-015-C5000-D			86%	
	6250	4-12	PLED75W-012-C6250-D	86%					
	V	No	214	88-350	PLED75W-214	100-277	75	92%	
			166	113-450	PLED75W-166			92%	
			108	175-700	PLED75W-108			92%	
			72	263-1050	PLED75W-072			91%	
			54	350-1400	PLED75W-054			91%	
			48	390-1560	PLED75W-048			90%	
			42	448-1790	PLED75W-042			89%	
			36	525-2100	PLED75W-036			89%	
			27	700-2800	PLED75W-027			88%	
24			783-3130	PLED75W-024	88%			●	
20			938-3750	PLED75W-020	87%				
15			1250-5000	PLED75W-015	86%				
12	1563-6250	PLED75W-012	86%	●					
<b>75W</b> • Value TRC Series • Aluminum Case • OA: 6.97" x 2.66" x 1.46" 	C	No	350	107-214	TRC-075S035ST	100-277	75	92%	
			450	83-166	TRC-075S045ST			92%	
			700	54-108	TRC-075S070ST			91%	
			1050	36-72	TRC-075S105ST			90%	
			1400	27-54	TRC-075S140ST			90%	●
			100	18-36	TRC-075S210ST			89%	
			2800	13-27	TRC-075S280ST			89%	
			3750	10-20	TRC-075S375ST			88%	●
			5000	7-15	TRC-075S500ST			88%	
			0-10	350	107-214			TRC-075S035DT	100-277
	450	83-166		TRC-075S045DT	92%				
	700	54-108		TRC-075S070DT	91%				
	1050	36-72		TRC-075S105DT	90%				
	1400	27-54		TRC-075S140DT	90%				
	2100	18-36		TRC-075S210DT	89%	●			
	2800	13-27		TRC-075S280DT	89%	●			
	3750	10-20		TRC-075S375DT	88%				
	5000	7-15	TRC-075S500DT	88%					
<b>75W</b> • Value TRV Series • Aluminum Case • OA: 8.31" x 2.66" x 1.46" 	V	No	0-6250	12	TRV-075S012ST	100-277	75	90%	●
			0-3130	24	TRV-075S024ST			92%	
			0-2080	36	TRV-075S036ST			92%	
			0-1790	42	TRV-075S042ST			93%	
			0-1560	48	TRV-075S048ST			92%	
			0-1390	54	TRV-075S054ST			92%	
			0-930	81	TRV-075S081ST			92%	
			0-710	105	TRV-075S105ST			92%	
<b>75W</b> • Value TSC Series • 277-480V Input • Aluminum Case • OA: 8.74" x 3.46" x 1.54" 	C	No	350	107-214	TSC-075S035ST	277-480	75	87%	
			700	53-107	TSC-075S070ST			86%	●
			1050	36-72	TSC-075S105ST			87%	
			1400	26-53	TSC-075S140ST			87%	
			2100	18-36	TSC-075S210ST			86%	
3150	12-24	TSC-075S315ST	85%						

Class 2: US/Canada US Only


# LED DRIVERS

Series	Constant Current or Voltage	Dimming	Output Current (mA) <i>(range if CV)</i>	Output Voltage (VDC) <i>(range if CC)</i>	Catalog Number	Nominal Input Voltage (Vac)	Max Output Power (Watts)	Efficiency	In Stock (typical)
<b>75W</b> • Value TSC Series • 277-480V Input • Aluminum Case • OA: 8.74" x 3.46" x 1.54"	C	0-10	350	107-214	TSC-075S035DT	277-480	75	87%	
			700	53-107	TSC-075S070DT			86%	
			1050	36-72	TSC-075S105DT			87%	
			1400	26-53	TSC-075S140DT			87%	●
			2100	18-36	TSC-075S210DT			86%	●
			3150	12-24	TSC-075S315DT			85%	●

Series	Constant Current or Voltage	Dimming	Output Current (mA) <i>(range if CV)</i>	Output Voltage (VDC) <i>(range if CC)</i>	Catalog Number	Nominal Input Voltage (Vac)	Max Output Power (Watts)	Efficiency	In Stock (typical)		
<b>90W</b> • Standard LED Series • Black Aluminum Case • OA: 7.25" x 2.81" x 1.83" 	C	No	350	85-257	LED90W-257-C0350	100-277	90.0	92%	●		
			450	66-200	LED90W-200-C0450		90.0	92%			
			700	42-128	LED90W-128-C0700		89.6	92%	●		
			1050	28-85	LED90W-085-C1050		89.2	91%	●		
			1400	21-64	LED90W-064-C1400		89.6	91%	●		
			1600	18-56	LED90W-056-C1600		89.6	91%			
			1875	16-48	LED90W-048-C1875		90.0	91%			
			2500	12-36	LED90W-036-C2500		90.0	90%			
			3000	10-30	LED90W-030-C3000		90.0	90%			
			3330	9-27	LED90W-027-C3330		89.9	89%			
			3500	8-25	LED90W-025-C3500		87.5	89%			
			4090	7-22	LED90W-022-C4090		90.0	89%			
			4500	7-20	LED90W-020-C4500		90.0	88%			
			5000	6-18	LED90W-018-C5000		90.0	87%			
			6000	5-15	LED90W-015-C6000		90.0	87%			
			0-10	350	85-257		LED90W-257-C0350-D	100-277	90.0	92%	●
				450	66-200		LED90W-200-C0450-D		90.0	92%	●
				700	42-128		LED90W-128-C0700-D		89.6	92%	●
		1050		28-85	LED90W-085-C1050-D	89.2	91%		●		
		1400		21-64	LED90W-064-C1400-D	89.6	91%		●		
		1600		18-56	LED90W-056-C1600-D	89.6	91%				
		1875		16-48	LED90W-048-C1875-D	90.0	91%				
		2500		12-36	LED90W-036-C2500-D	90.0	90%				
		3000		10-30	LED90W-030-C3000-D	90.0	90%				
		3330		9-27	LED90W-027-C3330-D	89.9	89%				
		3500		8-25	LED90W-025-C3500-D	87.5	89%				
		4090		7-22	LED90W-022-C4090-D	90.0	89%				
		4500		7-20	LED90W-020-C4500-D	90.0	88%				
		5000		6-18	LED90W-018-C5000-D	90.0	87%				
		6000	5-15	LED90W-015-C6000-D	90.0	87%					
		V	No	1500-6000	15	LED90W-015	100-277	90.0	87%		
				1250-5000	18	LED90W-018		90.0	87%		
				1125-4500	20	LED90W-020		90.0	88%		
				1023-4090	22	LED90W-022		90.0	89%		
				875-3500	25	LED90W-025		87.5	89%		
				833-3330	27	LED90W-027		89.9	89%		
				750-3000	30	LED90W-030		90.0	90%		
				625-2500	36	LED90W-036		90.0	90%		
				469-1875	48	LED90W-048		90.0	91%		
				400-1600	56	LED90W-056		89.6	91%		
				350-1400	64	LED90W-064		89.6	91%		
				263-1050	85	LED90W-085		89.2	91%		
175-700	128			LED90W-128	89.6	92%					
113-450	200			LED90W-200	90.0	92%					
88-350	257	LED90W-257	90.0	92%							



Class 2: US/Canada US Only

# LED DRIVERS



Series	Constant Current or Voltage	Dimming	Output Current (mA) <i>(range if CV)</i>	Output Voltage (VDC) <i>(range if CC)</i>	Catalog Number	Nominal Input Voltage (Vac)	Max Output Power (Watts)	Efficiency	In Stock (typical)
<b>96W</b> • Premium PLED Series • Black Aluminum Case • OA: 6.30" x 2.32" x 1.46" 	C	No	350	92-274	PLED96W-274-C0350	100-277	96	92%	
			450	71-213	PLED96W-213-C0450			92%	
			700	46-137	PLED96W-137-C0700			92%	
			1050	31-92	PLED96W-092-C1050			91%	
			1400	23-69	PLED96W-069-C1400			91%	
			1750	18-54	PLED96W-054-C1750			94.5	91%
			2000	16-48	PLED96W-048-C2000		96	90%	
			2100	16-46	PLED96W-046-C2100			90%	
			2450	14-39	PLED96W-039-C2450			89%	
			2660	12-36	PLED96W-036-C2660			89%	
			2800	12-34	PLED96W-034-C2800			89%	
			3150	10-30	PLED96W-030-C3150			89%	
			3500	9-27	PLED96W-027-C3500			88%	
			3840	9-25	PLED96W-025-C3840			88%	
			4000	8-24	PLED96W-024-C4000			88%	
			4800	7-20	PLED96W-024-C4800			87%	
			5350	6-18	PLED96W-018-C5350			86%	
			0-10	350	92-274			PLED96W-274-C0350-D	100-277
		450		71-213	PLED96W-213-C0450-D	92%			
		700		46-137	PLED96W-137-C0700-D	92%			
		1050		31-92	PLED96W-092-C1050-D	91%			
		1400		23-69	PLED96W-069-C1400-D	91%			
		1750		18-54	PLED96W-054-C1750-D	94.5	91%		
		2000		16-48	PLED96W-048-C2000-D	96	90%		
		2100		16-46	PLED96W-046-C2100-D		90%		
		2450		14-39	PLED96W-039-C2450-D		89%		
		2660		12-36	PLED96W-036-C2660-D		89%		
		2800		12-34	PLED96W-034-C2800-D		89%		
		3150		10-30	PLED96W-030-C3150-D		89%		
		3500		9-27	PLED96W-027-C3500-D		88%		
		3840		9-25	PLED96W-025-C3840-D		88%		
		4000		8-24	PLED96W-024-C4000-D		88%		
		4800		7-20	PLED96W-024-C4800		87%		
		5350		6-18	PLED96W-018-C5350-D		86%		
		V	No	1338-5350	18	PLED96W-018	100-277	96	86%
1200-4800	20			PLED96W-020	87%				
1000-4000	24			PLED96W-024	88%				
960-3840	25			PLED96W-025	88%				
875-3500	27			PLED96W-027	88%				
788-3150	30			PLED96W-030	89%				
700-2800	34			PLED96W-034	89%				
665-2660	36			PLED96W-036	89%				
613-2450	39	PLED96W-039	89%						

Class 2: US/Canada US Only

# LED DRIVERS



Series	Constant Current or Voltage	Dimming	Output Current (mA) <i>(range if CV)</i>	Output Voltage (VDC) <i>(range if CC)</i>	Catalog Number	Nominal Input Voltage (Vac)	Max Output Power (Watts)	Efficiency	In Stock (typical)
<b>96W</b> • Premium PLED Series • Black Aluminum Case • OA: 6.30" x 2.32" x 1.46" 	V	No	525-2100	46	PLED96W-046	100-277	96	90%	
			500-2000	48	PLED96W-048			90%	
			438-1750	54	PLED96W-054			91%	
			350-1400	69	PLED96W-069			91%	
			263-1050	92	PLED96W-092			91%	
			175-700	137	PLED96W-137			92%	
			113-450	213	PLED96W-213			92%	
			88-350	274	PLED96W-274			92%	
<b>96W</b> • Value TRC Series • Aluminum Case • OA: 7.91" x 2.66" x 1.46" 	C	No	350	137-274	TRC-096S035ST	100-277	96	92%	
			450	106-213	TRC-096S045ST			92%	
			700	68-137	TRC-096S070ST			91%	
			1050	46-92	TRC-096S105ST			91%	
			1400	35-69	TRC-096S140ST			90%	
			1750	27-54.8	TRC-096S175ST			90%	
			2100	22-45.7	TRC-096S210ST			89%	
			2450	19-39.1	TRC-096S245ST			89%	
			2800	17-34.2	TRC-096S280ST			89%	
			3150	15-30.4	TRC-096S315ST			88%	
		0-10	350	137-274	TRC-096S035DT	100-277	96	92%	
			450	106-213	TRC-096S045DT			92%	
			700	68-137	TRC-096S070DT			91%	
			1050	46-92	TRC-096S105DT			91%	●
			1400	35-69	TRC-096S140DT			90%	
			1750	27-54.8	TRC-096S175DT			90%	
			2100	22-45.7	TRC-096S210DT			89%	
			2450	19-39.1	TRC-096S245DT			89%	
			2800	17-34.2	TRC-096S280DT			89%	●
			3150	15-30.4	TRC-096S315DT			88%	
<b>96W</b> • Value TRV Series • Aluminum Case • OA: 7.91" x 2.66" x 1.46"	V	No	0-4000	24	TRV-096S024ST	100-277	96	88%	●
			0-2660	36	TRV-096S036ST			89%	
			0-2000	48	TRV-096S048ST			89%	●
			0-1770	54	TRV-096S054ST			90%	



# LED DRIVERS

Series	Constant Current or Voltage	Dimming	Output Current (mA) <i>(range if CV)</i>	Output Voltage (VDC) <i>(range if CC)</i>	Catalog Number	Nominal Input Voltage (Vac)	Max Output Power (Watts)	Efficiency	In Stock (typical)	
<b>100W</b> • Standard LED Series • Black Aluminum Case • OA: 7.25" x 2.81" x 1.83" 	C	No	350	96-286	LED100W-286-C0350	100-277	100.0	92%	●	
			450	74-222	LED100W-222-C0450		99.9	92%		
			700	47-143	LED100W-143-C0700		100.0	91%		
			1050	31-95	LED100W-095-C1050		99.8	91%	●	
			1400	23-71	LED100W-071-C1400		99.4	91%	●	
			1750	19-57	LED100W-057-C1750		99.7	90%	●	
			2100	16-48	LED100W-048-C2100		100.0	90%		
			2450	13-41	LED100W-041-C2450		100.0	90%		
			2800	12-36	LED100W-036-C2800		100.0	90%		
			3150	10-32	LED100W-032-C3150		100.0	90%		
			3570	9-28	LED100W-028-C3570		100.0	89%	●	
			4200	8-24	LED100W-024-C4200		100.0	89%		
			5000	7-20	LED100W-020-C5000		100.0	88%		
			5550	6-18	LED100W-018-C5550		99.9	88%		
			0-10	350	96-286		LED100W-286-C0350-D	100-277	100.0	92%
		450		74-222	LED100W-222-C0450-D	99.9	92%			
		700		47-143	LED100W-143-C0700-D	100.0	91%		●	
		1050		31-95	LED100W-095-C1050-D	99.8	91%		●	
		1400		23-71	LED100W-071-C1400-D	99.4	91%			
		1750		19-57	LED100W-057-C1750-D	99.7	90%		●	
		2100		16-48	LED100W-048-C2100-D	100.0	90%		●	
		2450		13-41	LED100W-041-C2450-D	100.0	90%		●	
		2800		12-36	LED100W-036-C2800-D	100.0	90%		●	
		3150		10-32	LED100W-032-C3150-D	100.0	90%		●	
		3570		9-28	LED100W-028-C3570-D	100.0	89%		●	
		4200		8-24	LED100W-024-C4200-D	100.0	89%		●	
		5000		7-20	LED100W-020-C5000-D	100.0	88%		●	
		5550		6-18	LED100W-018-C5550-D	99.9	88%			
		V		No	1388-5550	18	LED100W-018		100-277	99.9
			1250-5000		20	LED100W-020	100.0	88%		
			1050-4200		24	LED100W-024	100.0	89%		●
			893-3570		28	LED100W-028	100.0	89%		
			788-3150		32	LED100W-032	100.0	90%		
700-2800	36		LED100W-036		100.0	90%				
613-2450	41		LED100W-041		100.0	90%				
525-2100	48		LED100W-048		100.0	90%	●			
438-1750	57		LED100W-057		99.7	90%				
350-1400	71		LED100W-071		99.4	91%				
263-1050	95		LED100W-095		99.8	91%				
175-700	143		LED100W-143		100.0	91%				
113-450	222		LED100W-222		99.9	92%				
88-350	286		LED100W-286		100.0	92%				
<b>100W</b> • Standard LEG Series • Black Steel F-Can Style Case • OA: 9.47" x 1.80" x 1.32" 	C		No		350	95-286	LEG100W-286-C0350	120-277		100.0
		530		63-188	LEG100W-188-C0530	99.6	91%		●	
		700		48-143	LEG100W-143-C0700	100.0	90%		●	
		1050		32-95	LEG100W-095-C1050	99.8	89%		●	
		0-10	350	95-286	LEG100W-286-C0350-D	120-277	100.0	92%		
			530	63-188	LEG100W-188-C0530-D		99.6	91%		
			700	48-143	LEG100W-143-C0700-D		100.0	90%	●	
			1050	32-95	LEG100W-095-C1050-D		99.8	89%		





# LED DRIVERS

Series	Constant Current or Voltage	Dimming	Output Current (mA) <i>(range if CV)</i>	Output Voltage (VDC) <i>(range if CC)</i>	Catalog Number	Nominal Input Voltage (Vac)	Max Output Power (Watts)	Efficiency	In Stock (typical)					
<b>100W</b> • Value TRC Series • Aluminum Case • OA: 8.70" x 2.66" x 1.46" 	C	No	350	172-286	TRC-100S035ST	100-277	100	92%	●					
			450	132-222	TRC-100S045ST			92%						
			700	86-143	TRC-100S070ST			91%						
			1050	57-95	TRC-100S105ST			91%	●					
			1400	43-71	TRC-100S140ST			91%						
			1750	34-57	TRC-100S175ST			91%						
			2100	29-48	TRC-100S210ST			91%						
			2450	25-41	TRC-100S245ST			91%	●					
			2800	22-36	TRC-100S280ST			90%						
			3150	19-32	TRC-100S315ST			90%						
			3570	17-28	TRC-100S357ST			90%						
			4200	14-24	TRC-100S420ST			90%	●					
			0-10	350	172-286			TRC-100S035DT	100-277	100	91%			
				450	132-222			TRC-100S045DT			91%			
		700		86-143	TRC-100S070DT	91%								
		1050		57-95	TRC-100S105DT	91%								
		1400		43-71	TRC-100S140DT	91%								
		1750		34-57	TRC-100S175DT	91%								
		2100		29-48	TRC-100S210DT	91%								
		2450		25-41	TRC-100S245DT	91%								
		2800		22-36	TRC-100S280DT	90%								
		3150		19-32	TRC-100S315DT	90%								
		3570		17-28	TRC-100S357DT	90%								
		4200		14-24	TRC-100S420DT	90%	●							
		<b>100W</b> • Value TRV Series • Aluminum Case • OA: 8.31" x 2.66" x 1.46" 		V	No	0-8330	12	TRV-100S012ST			100-277	100	91%	
						0-4050	24	TRV-100S024ST					93%	
			0-2750			36	TRV-100S036ST	93%						
			0-2350			42	TRV-100S042ST	93%						
0-2080	48		TRV-100S048ST			92%								
0-1950	54		TRV-100S054ST			92%								
0-1230	81		TRV-100S081ST			93%								
0-950	105		TRV-100S105ST			93%								

Series	Constant Current or Voltage	Dimming	Output Current (mA) <i>(range if CV)</i>	Output Voltage (VDC) <i>(range if CC)</i>	Catalog Number	Nominal Input Voltage (Vac)	Max Output Power (Watts)	Efficiency	In Stock (typical)					
<b>120W</b> • Standard LEG Series • Black Steel F-Can Style Case • OA: 9.47" x 1.80" x 1.32" 	C	No	350	114-343	LEG120W-343-C0350	120-277	120.0	91%						
			530	75-226	LEG120W-226-C0530			91%						
			700	57-171	LEG120W-171-C0700			90%						
			1050	38-114	LEG120W-114-C1050			119.7	89%	●				
		0-10	350	114-343	LEG120W-343-C0350-D	120-277	120.0	91%	●					
			530	75-226	LEG120W-226-C0530-D			91%						
			700	57-171	LEG120W-171-C0700-D			119.7	90%	●				
			1050	38-114	LEG120W-114-C1050-D			119.7	89%					
			<b>120W</b> • Premium PLED Series • Black Aluminum Case • OA: 7.60" x 2.32" x 1.48" 	C	No			350	171-343	PLED120W-343-C0350	100-277	120	93%	
								450	133-266	PLED120W-266-C0450			93%	
700	85-171	PLED120W-171-C0700				93%								
1050	57-114	PLED120W-114-C1050				92%								
1400	43-86	PLED120W-086-C1400				92%								
1750	34-68	PLED120W-068-C1750				92%								
2100	28-57	PLED120W-057-C2100				92%								
2450	24-49	PLED120W-049-C2450				92%								
2800	21-43	PLED120W-043-C2800				91%								
3150	19-38	PLED120W-038-C3150				91%								
3500	17-34	PLED120W-034-C3500				91%								
4200	14-28	PLED120W-028-C4200				91%								
5000	12-24	PLED120W-024-C5000	89%											



# LED DRIVERS

Series	Constant Current or Voltage	Dimming	Output Current (mA) <i>(range if CV)</i>	Output Voltage (VDC) <i>(range if CC)</i>	Catalog Number	Nominal Input Voltage (Vac)	Max Output Power (Watts)	Efficiency	In Stock (typical)				
<b>120W</b> • Premium PLED Series • Black Aluminum Case • OA: 7.60" x 2.32" x 1.48" 	<b>C</b>	<b>0-10</b>	350	171-343	PLED120W-343-C0350-D	100-277	120	93%					
			450	133-266	PLED120W-266-C0450-D			93%					
			700	85-171	PLED120W-171-C0700-D			93%					
			1050	57-114	PLED120W-114-C1050-D			92%					
			1400	43-86	PLED120W-086-C1400-D			92%					
			1750	34-68	PLED120W-068-C1750-D			92%					
			2100	28-57	PLED120W-057-C2100-D			92%					
			2450	24-49	PLED120W-049-C2450-D			92%					
			2800	21-43	PLED120W-043-C2800-D			91%					
			3150	19-38	PLED120W-038-C3150-D			91%					
			3500	17-34	PLED120W-034-C3500-D			91%					
			4200	14-28	PLED120W-028-C4200-D			91%					
			5000	12-24	PLED120W-024-C5000-D			89%					
			<b>V</b>	<b>No</b>	1250-5000			24	PLED120W-024	100-277	120	89%	
					1050-4200			28	PLED120W-028			91%	
	875-3500	34			PLED120W-034	91%							
	788-3150	38			PLED120W-038	91%							
	700-2800	43			PLED120W-043	91%							
	613-2450	49			PLED120W-049	92%							
	525-2100	57			PLED120W-057	92%							
	438-1750	68			PLED120W-068	92%							
	350-1400	86			PLED120W-086	92%							
	263-1050	114			PLED120W-114	92%							
	<b>120W</b> • Value TRC Series • Aluminum Case • OA: 8.70" x 2.66" x 1.46" 	<b>C</b>	<b>No</b>	350	206-343	TRC-120S035ST	100-277	120	92%	●			
				450	160-266	TRC-120S045ST			92%				
700				103-171	TRC-120S070ST	92%							
1050				68-114	TRC-120S105ST	91%							
1400				52-86	TRC-120S140ST	91%							
1750				41-68	TRC-120S175ST	91%							
2100				34-57	TRC-120S210ST	91%			●				
2450				29-49	TRC-120S245ST	91%							
2800				26-43	TRC-120S280ST	91%							
3150				23-38	TRC-120S315ST	90%			●				
3500				20-34	TRC-120S350ST	90%			●				
4200				17-28	TRC-120S420ST	90%							
4900				14-24	TRC-120S490ST	89%							
<b>V</b>				<b>0-10</b>	350	206-343			TRC-120S035DT	100-277	120	92%	●
					450	160-266			TRC-120S045DT			92%	
		700	103-171		TRC-120S070DT	92%	●						
		1050	68-114		TRC-120S105DT	91%							
		1400	52-86		TRC-120S140DT	91%							
		1750	41-68		TRC-120S175DT	91%							
		2100	34-57		TRC-120S210DT	91%							
	2450	29-49	TRC-120S245DT		91%								
	2800	26-43	TRC-120S280DT		91%								
	3150	23-38	TRC-120S315DT		90%								
3500	20-34	TRC-120S350DT	90%	●									
4200	17-28	TRC-120S420DT	90%	●									
4900	14-24	TRC-120S490DT	89%										

# LED DRIVERS

Series	Constant Current or Voltage	Dimming	Output Current (mA) <i>(range if CV)</i>	Output Voltage (VDC) <i>(range if CC)</i>	Catalog Number	Nominal Input Voltage (Vac)	Max Output Power (Watts)	Efficiency	In Stock (typical)				
<b>150W</b> • Standard <b>LEG</b> Series • Black Steel F-Can Style Case • OA: 9.47" x 2.30" x 1.65" 	<b>C</b>	<b>No</b>	350	120-425	LEG150W-425-C0350	120-277	148.7	92%					
			530	94-280	LEG150W-280-C0530		148.4	91%	●				
			700	70-210	LEG150W-210-C0700		147.0	90%	●				
		<b>0-10</b>	350	120-425	LEG150W-425-C0350-D	120-277	148.7	92%					
			530	94-280	LEG150W-280-C0530-D		148.4	91%					
			700	70-210	LEG150W-210-C0700-D		147.0	90%					
<b>150W</b> • Premium <b>PLED</b> Series • Black Aluminum Case • OA: 7.60" x 2.32" x 1.48" 	<b>C</b>	<b>No</b>	350	142-428	PLED150W-428-C0350	100-277	150	92%					
			450	111-333	PLED150W-333-C0450			92%					
			530	95-283	PLED150W-283-C0530			91%					
			700	72-214	PLED150W-214-C0700			91%					
			1050	48-142	PLED150W-142-C1050			91%					
			1400	36-107	PLED150W-107-C1400			91%					
			1750	29-85	PLED150W-085-C1750			90%					
			2100	24-71	PLED150W-071-C2100			90%					
			2450	21-61	PLED150W-061-C2450			90%					
			2800	18-53	PLED150W-053-C2800			90%					
			3150	16-48	PLED150W-048-C3150			89%					
			3500	14-42	PLED150W-042-C3500			89%					
			4200	12-35	PLED150W-035-C4200			89%					
			4900	10-30	PLED150W-030-C4900			88%					
			6250	8-24	PLED150W-024-C6250			88%					
			<b>0-10</b>	350	142-428			PLED150W-428-C0350-D	100-277	150	92%		
				450	111-333			PLED150W-333-C0450-D			92%		
				530	95-283			PLED150W-283-C0530-D			91%		
		700		72-214	PLED150W-214-C0700-D	91%							
		1050		48-142	PLED150W-142-C1050-D	91%							
		1400		36-107	PLED150W-107-C1400-D	91%							
		1750		29-85	PLED150W-085-C1750-D	90%							
		2100		24-71	PLED150W-071-C2100-D	90%							
		2450		21-61	PLED150W-061-C2450-D	90%							
		2800		18-53	PLED150W-053-C2800-D	90%							
		3150		16-48	PLED150W-048-C3150-D	89%							
		3500		14-42	PLED150W-042-C3500-D	89%							
		4200		12-35	PLED150W-035-C4200-D	89%							
		4900		10-30	PLED150W-030-C4900-D	88%							
		6250		8-24	PLED150W-024-C6250-D	88%							
		<b>V</b>		<b>No</b>	1563-6250	24	PLED150W-024	100-277			150	88%	
					1225-4900	30	PLED150W-030					88%	
					1050-4200	35	PLED150W-035					89%	
			875-3500		42	PLED150W-042	89%						
			788-3150		48	PLED150W-048	89%						
			700-2800		53	PLED150W-053	90%						
613-2450	61		PLED150W-061		90%								
525-2100	71		PLED150W-071		90%								
438-1750	85		PLED150W-085		90%								
350-1400	107		PLED150W-107		91%								
263-1050	142		PLED150W-142		91%								
175-700	214		PLED150W-214		91%								
133-530	283		PLED150W-283		91%								
113-450	333		PLED150W-333		92%								
88-350	428		PLED150W-428		92%								



# LED DRIVERS

Series	Constant Current or Voltage	Dimming	Output Current (mA) <i>(range if CV)</i>	Output Voltage (VDC) <i>(range if CC)</i>	Catalog Number	Nominal Input Voltage (Vac)	Max Output Power (Watts)	Efficiency	In Stock (typical)
<b>150W</b> • Value TRC Series • Aluminum Case • OA: 10.43" x 3.13" x 1.81" 	C	No	350	256-428	TRC-150S035ST	100-277	150	92%	●
			450	200-333	TRC-150S045ST			92%	
			700	128-214	TRC-150S070ST			92%	
			1050	85-142	TRC-150S105ST			92%	
			1400	64-107	TRC-150S140ST			91%	
			1750	51-85	TRC-150S175ST			91%	
			2100	42-71	TRC-150S210ST			91%	
			2450	36-61	TRC-150S245ST			91%	
			2800	31-53	TRC-150S280ST			91%	●
			3150	28-47	TRC-150S315ST			91%	
			3500	25-42	TRC-150S350ST			91%	
			4200	21-35	TRC-150S420ST			90%	
			4900	18-30	TRC-150S490ST			90%	
		5950	15-25	TRC-150S595ST	90%				
		0-10	350	214-428	TRC-150S035DT	100-277	150	93.5%	
			450	166-333	TRC-150S045DT			93%	
			700	107-214	TRC-150S070DT			93%	
			1050	107-142	TRC-150S105DT			93%	
			1400	53-107	TRC-150S140DT			92.5%	
		<b>150W</b> • Value TRV Series • Aluminum Case • OA: 8.90" x 2.66" x 1.57"	V	No	0-12.5	12	TRV-150S012ST	100-277	150
0-7.50	20				TRV-150S020ST	92%			
0-6.25	24				TRV-150S024ST	93%	●		
0-4.17	36				TRV-150S036ST	93%			
0-3.13	48				TRV-150S048ST	93%			
<b>150W</b> • TSC Series • 277-480V Input • Aluminum Case • OA: 8.74" x 3.70" x 1.71" 	C	No	580	129-258	TSC-150S058ST	277-480	150	91%	
			700	107-214	TSC-150S070ST			91%	●
			1050	71-142	TSC-150S105ST			90%	
			1400	53-107	TSC-150S140ST			90%	
			2100	35-71	TSC-150S210ST			90%	
			2800	27-54	TSC-150S280ST			90%	
			3500	21-43	TSC-150S350ST			89%	
			4200	18-36	TSC-150S420ST			89%	
		0-10	580	129-258	TSC-150S058DT	277-480	150	91%	
			700	107-214	TSC-150S070DT			91%	
			1050	71-142	TSC-150S105DT			90%	
			1400	53-107	TSC-150S140DT			90%	
			2100	35-71	TSC-150S210DT			90%	
			2800	27-54	TSC-150S280DT			90%	●
3500	21-43	TSC-150S350DT	89%						
4200	18-36	TSC-150S420DT	89%						


Series	Constant Current or Voltage	Dimming	Output Current (mA) <i>(range if CV)</i>	Output Voltage (VDC) <i>(range if CC)</i>	Catalog Number	Nominal Input Voltage (Vac)	Max Output Power (Watts)	Efficiency	In Stock (typical)
<b>152W</b> • TRC-Q Series • 4 Channel Output • Aluminum Case • OA: 8.37" x 3.46" x 1.50"	C	No	4 X 700	29-54	TRC-152Q070ST	100-277	151 W	91%	
			4 X 1050	19-36	TRC-152Q105ST		151 W	90%	
			4 X 1400	14-25	TRC-152Q140ST		140 W	89%	
		0-10	4 X 700	29-54	TRC-152Q070DT	100-277	151 W	91%	●
			4 X 1050	19-36	TRC-152Q105DT		151 W	90%	
			4 X 1400	14-25	TRC-152Q140DT		140 W	89%	


Class 2: US/Canada US Only


# LED DRIVERS

Series	Constant Current or Voltage	Dimming	Output Current (mA) <i>(range if CV)</i>	Output Voltage (VDC) <i>(range if CC)</i>	Catalog Number	Nominal Input Voltage (Vac)	Max Output Power (Watts)	Efficiency	In Stock (typical)				
<b>200W</b> • Premium PLED Series • Black Aluminum Case • OA: 9.32" x 2.32" x 1.48" 	C	No	450	149-445	PLED200W-445-C0450	100-277	200	93%					
			700	95-285	PLED200W-285-C0700			93%					
			1050	64-190	PLED200W-190-C1050			93%					
			1400	48-142	PLED200W-142-C1400			93%					
			1750	38-114	PLED200W-114-C1750			92%					
			2100	32-95	PLED200W-095-C2100			92%					
			2450	27-81	PLED200W-081-C2450			92%					
			2800	24-71	PLED200W-071-C2800			91%					
			3150	21-63	PLED200W-063-C3150			91%					
			3500	19-57	PLED200W-057-C3500			91%					
			4200	16-47	PLED200W-047-C4200			91%					
			4900	14-40	PLED200W-040-C4900			91%					
			5600	12-35	PLED200W-035-C5600			91%					
			6300	11-32	PLED200W-032-C6300			91%					
			8330	8-24	PLED200W-024-C8330			90%					
			0-10	450	149-445			PLED200W-445-C0450-D	100-277	200	93%		
				700	95-285			PLED200W-285-C0700-D			93%		
				1050	64-190			PLED200W-190-C1050-D			93%		
		1400		48-142	PLED200W-142-C1400-D	93%							
		1750		38-114	PLED200W-114-C1750-D	92%							
		2100		32-95	PLED200W-095-C2100-D	92%							
		2450		27-81	PLED200W-081-C2450-D	92%							
		2800		24-71	PLED200W-071-C2800-D	91%							
		3150		21-63	PLED200W-063-C3150-D	91%							
		3500		19-57	PLED200W-057-C3500-D	91%							
		4200		16-47	PLED200W-047-C4200-D	91%							
		4900		14-40	PLED200W-040-C4900-D	91%							
		5600		12-35	PLED200W-035-C5600-D	91%							
		6300		11-32	PLED200W-032-C6300-D	91%							
		8330		8-24	PLED200W-024-C8330-D	90%							
		V		No	2083-8330	24	PLED200W-024	100-277			200	90%	
					1575-6300	32	PLED200W-032					91%	
					1400-5600	35	PLED200W-035					91%	
			1225-4900		40	PLED200W-040	91%						
			1050-4200		47	PLED200W-047	91%						
			875-3500		57	PLED200W-057	91%						
788-3150	63		PLED200W-063		91%								
700-2800	71		PLED200W-071		91%								
613-2450	81		PLED200W-081		92%								
525-2100	95		PLED200W-095		92%								
438-1750	114		PLED200W-114		92%								
350-1400	142		PLED200W-142		93%								
163-1050	190		PLED200W-190		93%								
175-700	285		PLED200W-285		93%								
113-450	445		PLED200W-445		93%								
<b>200W</b> • Value TRC Series • Aluminum Case • OA: 10.43" x 3.13" x 1.81" 	C	No	450	267-445	TRC-200S045ST	100-277	200	92%					
			700	171-285	TRC-200S070ST			92%					
			1050	114-190	TRC-200S105ST			92%	●				
			1400	85-142	TRC-200S140ST			92%					
			1750	68-114	TRC-200S175ST			91%					
			2100	57-95	TRC-200S210ST			91%					
			2450	48-81	TRC-200S245ST			91%					
			2800	42-71	TRC-200S280ST			91%					
			3150	38-63	TRC-200S315ST			91%					
			3500	34-57	TRC-200S350ST			91%					
			4200	28-47	TRC-200S420ST			91%					
			4900	24-40	TRC-200S490ST			91%					
			5600	21-35	TRC-200S560ST			91%					
			6300	19-32	TRC-200S630ST			91%					
			8330	14-24	TRC-200S833ST			90%					

# LED DRIVERS & ACCESSORIES

Series	Constant Current or Voltage	Dimming	Output Current (mA) <i>(range if CV)</i>	Output Voltage (VDC) <i>(range if CC)</i>	Catalog Number	Nominal Input Voltage (Vac)	Max Output Power (Watts)	Efficiency	In Stock (typical)
<b>200W</b> • Value TRC Series • Aluminum Case • OA: 10.43" x 3.13" x 1.81"	<b>C</b>	<b>0-10</b>	450	223-445	TRC-200S045DT	100-277	200	93.5%	
			700	143-285	TRC-200S070DT			93.0%	
			1050	95-190	TRC-200S105DT			93.0%	
			1400	71-142	TRC-200S140DT			92.5%	
<b>200W</b> • Value TRV Series • Aluminum Case • OA: 8.90" x 2.66" x 1.57" 	<b>V</b>	<b>No</b>	0-15000	12	TRV-200S012ST	100-277	180	91%	
			0-8330	24	TRV-200S024ST		200	92%	●
			0-5560	36	TRV-200S036ST		200	93%	
			0-4760	42	TRV-200S042ST		200	93%	
			0-4170	48	TRV-200S048ST		200	93%	
			0-4000	50	TRV-200S050ST		200	93%	
			0-3840	52	TRV-200S052ST		200	93%	
			0-3700	54	TRV-200S054ST		200	93%	
			0-2470	81	TRV-200S081ST		200	93%	
			0-1900	105	TRV-200S105ST		200	93%	

Series	Constant Current or Voltage	Dimming	Output Current (mA) <i>(range if CV)</i>	Output Voltage (VDC) <i>(range if CC)</i>	Catalog Number	Nominal Input Voltage (Vac)	Max Output Power (Watts)	Efficiency	In Stock (typical)
<b>250W</b> • Value TRV Series • Aluminum Case • OA: 9.88" x 3.46" x 1.32" 	<b>V</b>	<b>No</b>	0-18.33	12	TRV-250S012ST	100-277	220	92%	
			0-10.41	24	TRV-250S024ST		250	93%	●
			0-6.94	36	TRV-250S036ST		250	94%	
			0-5.95	42	TRV-250S042ST		250	94%	
			0-5.20	48	TRV-250S048ST		250	94%	
			0-4.80	52	TRV-250S052ST		250	94%	
			0-4.62	54	TRV-250S054ST		250	94%	
			0-4.46	56	TRV-250S056ST		250	94%	
			0-4.16	60	TRV-250S060ST		250	94%	
			0-2.97	84	TRV-250S084ST		250	94%	
			0-2.38	105	TRV-250S105ST		250	94%	
			0-1.66	150	TRV-250S150ST		250	94%	

Series	Constant Current or Voltage	Dimming	Output Current (mA) <i>(range if CV)</i>	Output Voltage (VDC) <i>(range if CC)</i>	Catalog Number	Nominal Input Voltage (Vac)	Max Output Power (Watts)	Efficiency	In Stock (typical)
<b>300W</b> • Value TRV Series • Aluminum Case • OA: 9.88" x 3.86" x 1.75" 	<b>V</b>	<b>No</b>	0-22.90	12	TRV-300S012ST	100-277	275	91.5%	
			0-12.50	24	TRV-300S024ST		300	91%	●
			0-10.71	28	TRV-300S028ST		300	91.5%	
			0-8.33	36	TRV-300S036ST		300	92%	
			0-6.25	48	TRV-300S048ST		300	94%	
			0-5.55	54	TRV-300S054ST		300	94%	
<b>300W</b> • TSV Series • Aluminum Case • 277-480V Input • OA: 9.88" x 3.69" x 1.75"	<b>V</b>	<b>No</b>	0-12.5	24	TSV-300S024ST	277-480	300	90%	
			0-10.7	28	TSV-300S028ST		300	91%	
			0-8.33	36	TSV-300S036ST		300	91%	
			0-6.25	48	TSV-300S048ST		300	91%	

## SPECIALTY TRANSFORMERS

TRP's step-down autotransformers allow LED drivers to operate on 480 or 347V mains. They are also typically used in conjunction with 277V T-8 or T-5 Electronic Fluorescent Ballasts or Electronic HID Ballasts in Industrial and Commercial applications. Step-up models also available.



Model Number	Input Voltage	Output Voltage	VA Rating	Dimensions
480:347:277-125VA	480 or 347	277	125	3.74" x 2.56" x 2.36"
480:347:277:220-245VA	480 or 347	277 & 220	245	3.39" x 3.07" x 3.34"
480:347:277-460VA	480 or 347	277	460	3.82" x 3.34" x 3.74"

## SURGE PROTECTORS

TRP surge protectors are designed for use in conjunction with LED Drivers to provide an additional level of protection from dangerous powerline disturbances in industrial and commercial applications. Perfect for critical 24/7 applications.

- Protects Line-Ground, Line-Neutral, and Neutral-Ground in accordance with IEEE / ANSI C62.41.2 guidelines
- High-temp, flameproof plastic enclosure with 85°C max surface rating
- Surge Location Rated Category C3



BSP3 Model	Clamping Voltage	Surge Rating (2mS)	UL1449	UL935/UL1029	Pulse Rating	
					Strikes	Surge
BSP3-120	345	120 Joules		✓	1	10,000 A
BSP3-208/240	710	190 Joules		✓	2	6,500 A
BSP3-277	840	270 Joules	✓	✓	10	3,000 A
BSP3-347	1120	320 Joules	✓	✓	100	1,500 A
BSP3-480	1500	360 Joules	✓	✓	1,000	700 A

### BSP3

- 10,000 Amp protection for 120 to 480V power
- 1.55" Ø x 2.82" Nom, three leads

BSP3 (LC) Model	Clamping Voltage	Surge Rating (2mS)	UL1449	UL935/UL1029	Pulse Rating	
					Strikes	Surge
BSP3-120 (LC)	395	120 Joules		✓	1	10,000 A
BSP3-208/240(LC)	710	190 Joules		✓	2	6,500 A
BSP3-277 (LC)	840	270 Joules		✓	10	3,000 A
BSP3-347 (LC)	1120	320 Joules	✓	✓	100	1,500 A
BSP3-480 (LC)	1500	360 Joules	✓	✓	1,000	700 A

### BSP3 (LC)

- Same protection in low-cost, compact housing
- 1.55" Ø x 1.51" Nom, three leads

BSP3-20KA Model	Clamping Voltage	Surge Rating (2mS)	UL1449	UL935/UL1029	Pulse Rating	
					Strikes	Surge
BSP3-277-20KA	825	540 Joules	✓	✓	1	22,000 A
BSP3-480-20KA	1475	765 Joules	✓	✓	2	15,000 A

### BSP3-20KA

- 20,000 Amp protection for 277V or 480V power
- Available "TN" option includes threaded nipple
- 1.55" Ø x 2.25" Nom, three leads

FSP-20KA Model	Clamping Voltage	Surge Rating (2mS)	UL1449	UL935/UL1029	Pulse Rating	
					Strikes	Surge
FSP3-277-20KA	825	540 Joules	✓		1	22,000 A

Pulse Rating	
Strikes	Surge
1	22,000 A
2	15,000 A
10	6,500 A
120	3,000 A
1,000	2,000 A

### FSP3-277-20KA

- Includes In-line fusing
- At End-of-Life, opens voltage to the fixture, turning off the fixture
- Includes a green LED indicator. Lit indicates unit is functioning to protect the fixture. Unlit indicates End-of-Life and unit needs to be replaced.
- 20,000 Amp protection for 277V power
- 7.0 Amp maximum load
- 1.89" Ø x 2.95" Nom, four leads



## SD SERIES STEP-DIMMING MODULES

The SD Series universal step dimming control modules work with two standard wall switches to provide quick switching between light levels from LED luminaires, eliminating the need for dimming switches. Designed to locate within luminaire. Works with occupancy sensors.

- Same compact case as LED-12W Series Drivers, 3.35" x 1.42" x 0.75"
- Compatible with any industry-standard 0-10V dimmable LED driver
- IP66

Model	Output Levels	Max Pass Current	LED Driver Max Power	Insertion Loss
SD2	50-100%	1.0 A	100W	<1.5W
SD3-25	25-50-100%	1.0 A	100W	<1.5W
SD3-33	33-66-100%	1.0 A	100W	<1.5W





# Thomas Research Products

*SSL Solutions Faster Than The Speed Of Light®*

SSL Solutions Faster Than The Speed Of Light...

Because of our intense focus on continuous innovation, Thomas Research Products has grown into a global supplier of advanced energy-saving electronic lighting components. Founded in 1997, we operate from our headquarters in Huntley, Illinois USA.

We design, manufacture and supply advanced drivers and power solutions for solid state lighting. Our LED Driver product line is one of the most comprehensive in North America. TRP designs are optimized for quality, efficiency, longevity, and cost-competitiveness. TRP sets the standard for "cool" in LED Drivers.

Our LED accessories include surge protectors, step dimming controls and step-down transformers. LED Core™ integrated light engine modules combine components and simplify system development for luminaire manufacturers.

TRP also manufactures energy-saving electronic controls, switches and relays for commercial HID and fluorescent lighting, for both indoor and outdoor applications.

We take pride in producing unique standard and custom products tailored to our customers' needs. We commit to provide superior quality and technology, along with superior service, to our OEM customers and replacement parts channels.



11548 SMITH DR.  
HUNTLEY, IL 60142

T 847-515-3057  
F 847-515-3047

[WWW.TRPSSL.COM](http://WWW.TRPSSL.COM)

## NORLUX®

### Custom Solutions From Our Sister Company:

- Custom LED Light Engine design
- Electrical, Optical & Thermal design
- Rapid prototyping
- Fully-equipped development and quality testing labs
- Automated cleanroom manufacturing: class 10,000
- COB production and SMT assembly

575 Randy Rd. Carol Stream, IL 60188  
T 630-784-7500 • F 630-871-8506  
[www.norluxcorp.com](http://www.norluxcorp.com)