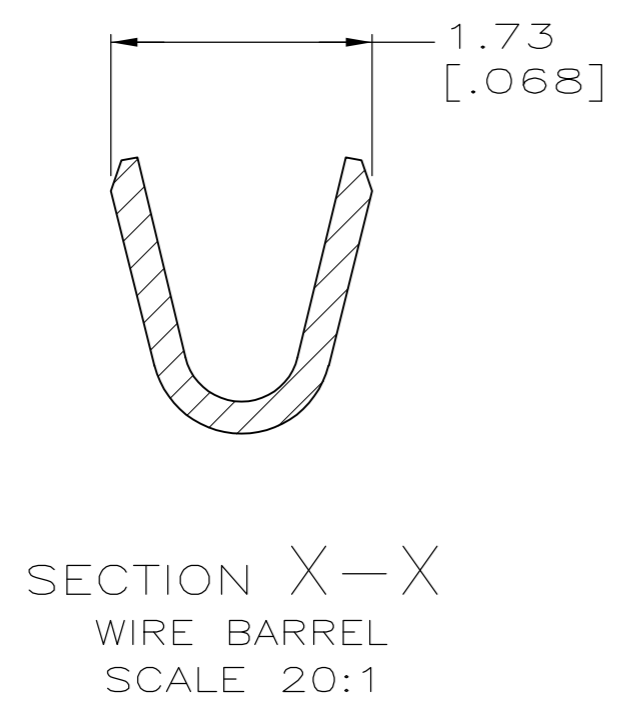
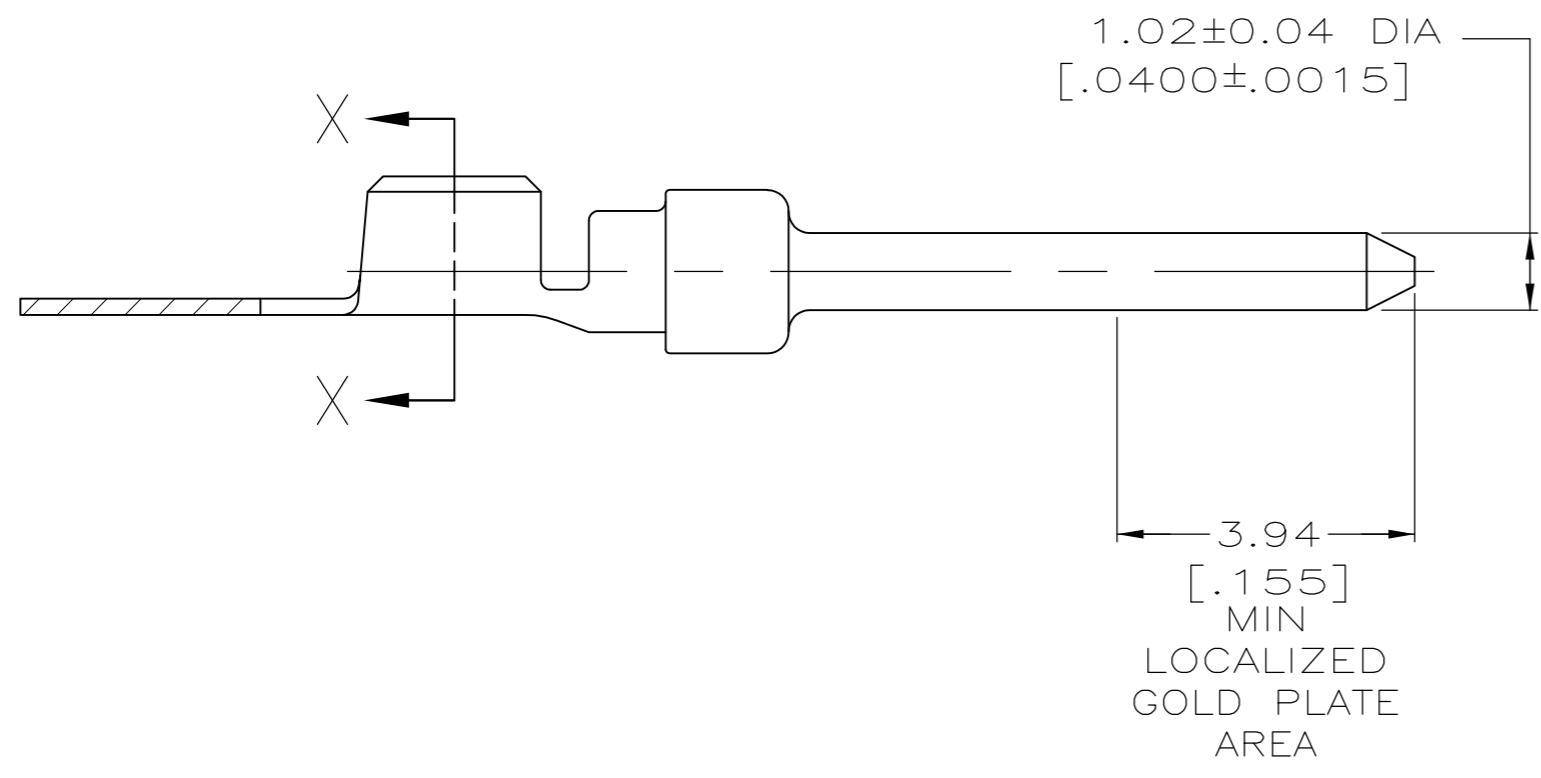
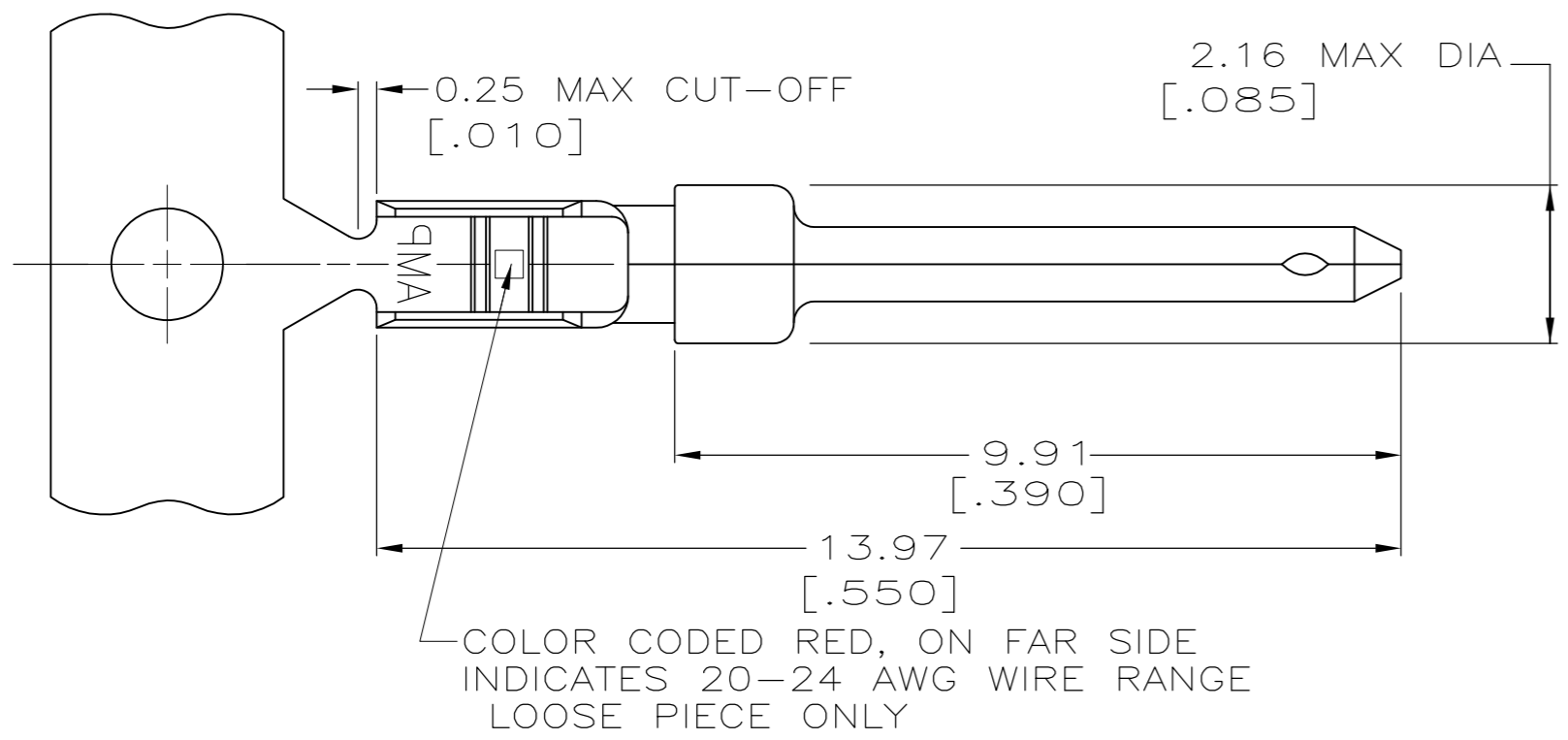


THIS DRAWING IS UNPUBLISHED. RELEASED FOR PUBLICATION
 © COPYRIGHT - By - ALL RIGHTS RESERVED.

LOC		DIST		REVISIONS			
P	LTR	DESCRIPTION		DATE	DWN	APVD	
GP	00	BC1	REVISED PER ECO-11-004835	11MAR11	RK	HMR	



- 1 FOR MINI-APPLICATOR.
- 2 FOR HAND TOOL USE ONLY.
- 3 FOR STANDARD APPLICATOR PART #566051 & #566110 ONLY.
- 4. WIRE RANGE OF 20-24 AWG, .068 MAX INSULATION DIA.
- 5. GOLD PLATING MAY NOT APPEAR ON CARRIER STRIP.
- 6 GOLD PLATING PER MIL-G-45204. NICKEL PLATING PER QQ-N-290. TIN PLATING PER MIL-T-10727.
- 7 GOLD PLATED IN LOCALIZED GOLD PLATE AREA AS FOLLOWS:
 0.76µm [.000030] MIN GOLD IN MATED AREA, GOLD FLASH ON REMAINDER OF CONTACT, ALL OVER
 1.27µm [.000050] MIN NICKEL UNDERPLATE.
 OR
 GOLD FLASH OVER
 PALLADIUM-NICKEL PLATE, 0.76µm [.000030] MIN TOTAL IN MATED AREA, GOLD FLASH ON REMAINDER OF CONTACT. ALL OVER
 1.27µm [.000050] MIN NICKEL UNDERPLATE.
- 8 PLATED WITH GOLD FLASH OVER
 0.76µm [.000030] MIN NICKEL.
- 9 PLATED WITH 2.54µm-5.08µm [.000100-.000200] TIN.
- 10 PLATED WITH GOLD FLASH IN LOCALIZED GOLD PLATE AREA, TIN PLATED WIRE BARREL, OVER
 0.76µm [.000030] NICKEL.
- 11 GOLD PLATED IN LOCALIZED GOLD PLATED AREA, 0.76µm [.000030] GOLD IN MATED AREA, TIN PLATED WIRE BARREL, OVER
 1.27µm [.000050] NICKEL.

SUPERSEDED BY 205202-2	STANDARD	11	1	STRIP	2-205202-5
SUPERSEDED BY 205202-6	STANDARD	10	1	STRIP	2-205202-2
SUPERSEDED BY 205202-6	STANDARD	9	1	STRIP	1-205202-4
	STANDARD	8	2	LOOSE PIECE	205202-7
	STANDARD	8	1	STRIP	205202-6
OBSOLETE	STANDARD	7	2	LOOSE PIECE	205202-4
	STANDARD	7	1	STRIP	205202-2
PACKAGING TYPE	FINISH	USE	TYPE	PART NUMBER	

THIS DRAWING IS A CONTROLLED DOCUMENT.

DWN S. WELDON 9-9-86	 TE Connectivity
CHK C. RICHARD 9-9-86	
APVD V. KUMAR 9-10-86	
PRODUCT SPEC	
MATERIAL BRASS PER MIL-C-50	NAME PIN CONTACT, SIZE 20 DF, 20-24 AWG, AMPLIMITE
DIMENSIONS: mm [INCHES]	APPLICATION SPEC 114-10000
TOLERANCES UNLESS OTHERWISE SPECIFIED:	SIZE A2 CAGE CODE 00779 DRAWING NO C=205202
0 PLC ± -	WEIGHT -
1 PLC ± -	CUSTOMER DRAWING
2 PLC ± 0.13 [.005]	SCALE 10:1 SHEET 1 OF 1
3 PLC ± -	REV BC1
4 PLC ± -	
ANGLES ± -	
FINISH SEE TABLE 6	