

NOTES:

1. MATERIALS OF CONSTRUCTION:
 - CONNECTOR BODY = ZINC DIE CAST, NICKEL PLATED (.000100 THICK MIN)
 - REAR COVER = ZINC DIE CAST, NICKEL PLATED
 - CENTER CONTACTS = PHOSPHOR BRONZE, GOLD FLASH OVER NICKEL PLATED (.000100 THICK MIN)
 - IN CONTACT AREA, CONTACT TAILS ARE TIN OVER NICKEL (.000100 THICK MIN)
 - GROUNDING TERMINAL = COPPER, TIN PLATED (.000080 THICK)
 - MOUNTING HOOKS = BRASS, TIN PLATED (.000080 THICK MIN)
 - LOCK WASHER = PHOSPHOR BRONZE, NICKEL PLATED (.000080 THICK MIN)
 - SPANNER NUT = BRASS, NICKEL PLATED (.000080 THICK MIN)
 - INSULATORS = POLYPROPYLENE UL94 HB
 - FASTENERS = STEEL
 - RETENTION INSULATOR = PBT+15% GLASS FIBER
 - SPACER = PBT+15% GLASS FIBER

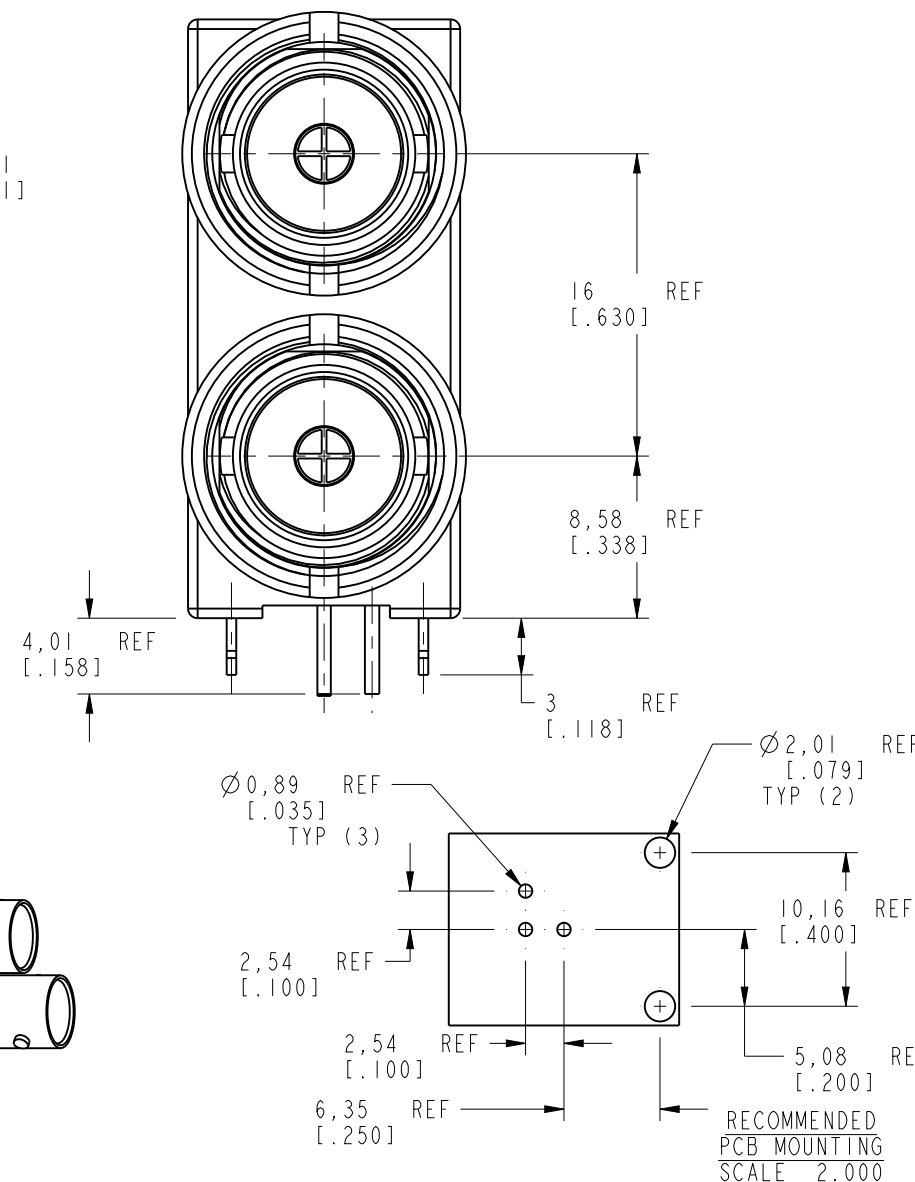
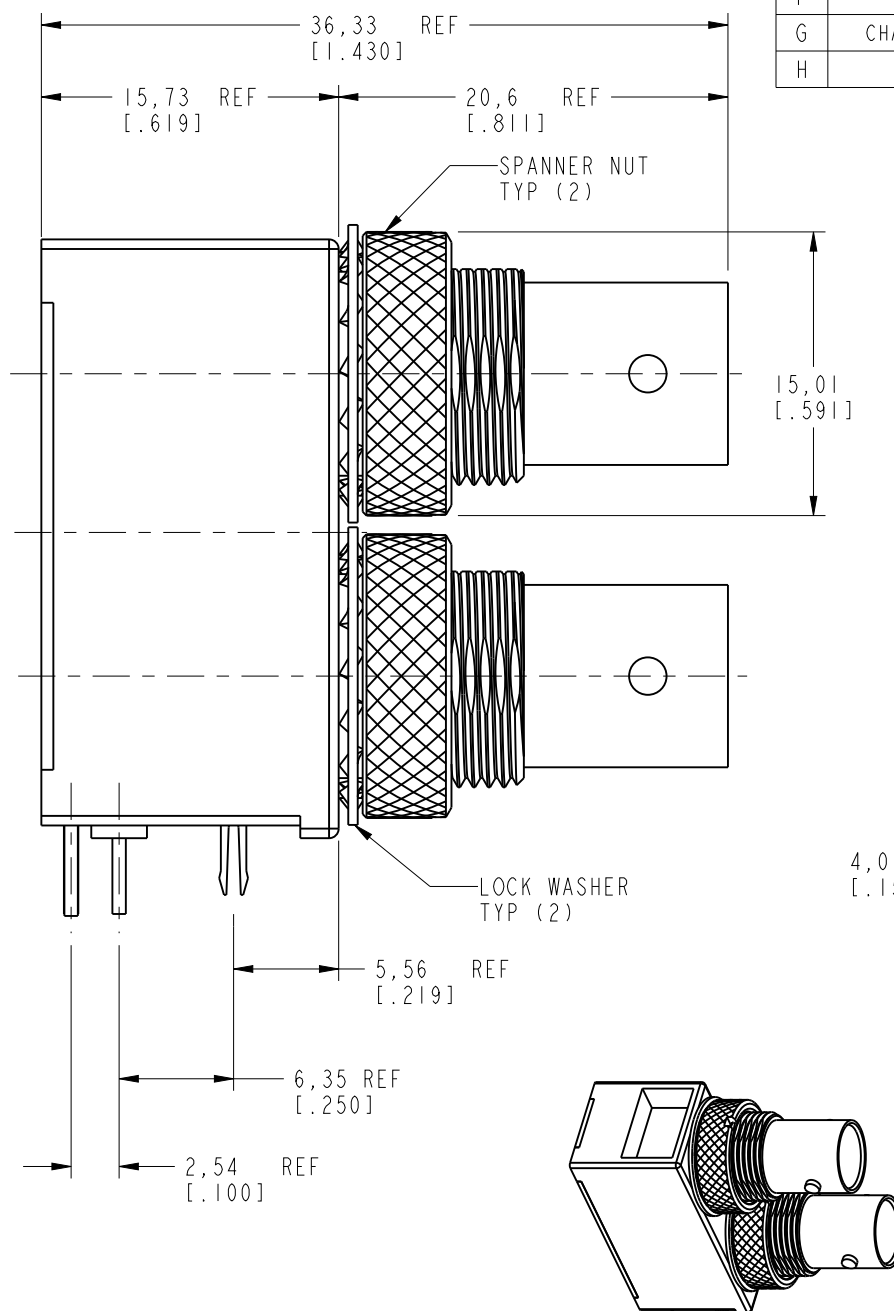
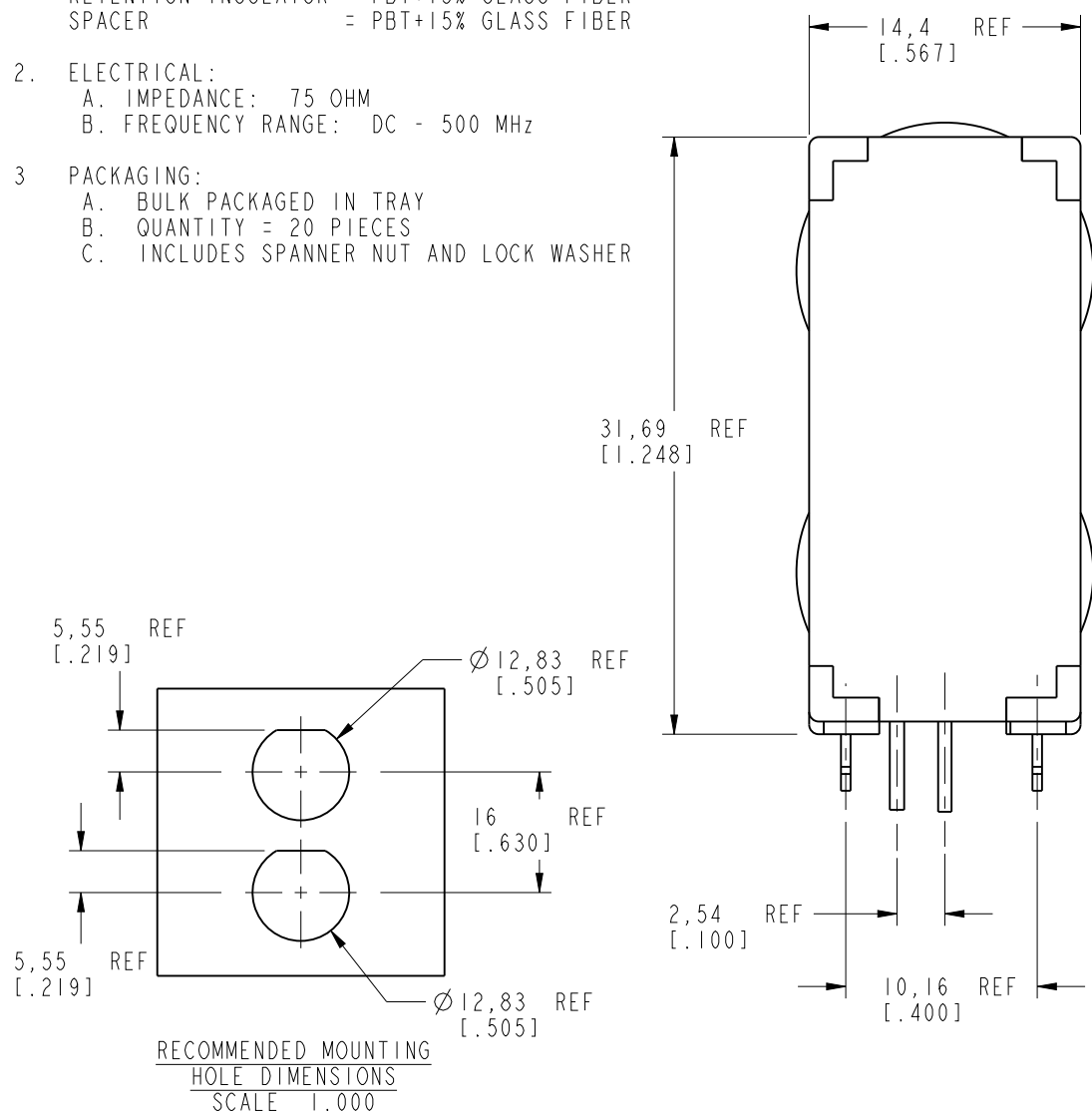
2. ELECTRICAL:
 - A. IMPEDANCE: 75 OHM
 - B. FREQUENCY RANGE: DC - 500 MHz

3. PACKAGING:
 - A. BULK PACKAGED IN TRAY
 - B. QUANTITY = 20 PIECES
 - C. INCLUDES SPANNER NUT AND LOCK WASHER

THIRD ANGLE PROJ.

REVISIONS

REV	DESCRIPTION	DATE	ECO	APPR
A	RELEASE TO MFG.	4/19/01	43739	CPM
B	SEE SHEET 1	5/22/01	43762	CPM
C	MAIN VIEW 6.35 REF WAS 6.06 REF	11/14/01	43887	CPM
D	REPLACED HEX NUT WITH SPANNER NUT	11/5/03	44660	JML
E	ADDED 50 OHM	12/16/04	45177	CPM
F	75 OHM WAS INCORECTLY SPECIFIED AS 50 OHM	5/4/06	46061	MAH
G	CHANGED SMOOTH NUTS TO KNURLED NUTS (KIT 31-13336)	6/29/06	46136	MY
H	SEE SHEET 1	1/27/14	49867	JTS



CUSTOMER OUTLINE DRAWING
ALL OTHER SHEETS ARE FOR INTERNAL USE ONLY

UNLESS OTHERWISE SPECIFIED, DIMENSIONS ARE IN METRIC AND TOLERANCES ARE:
 <0.5mm ±0.05mm 0.5 - 6mm ±0.1mm 6 - 30mm ±0.2mm 30 - 120mm ±0.3mm ANGLES ±1°

NOTICE - These drawings, specifications, or other data (1) are, and remain the property of Amphenol corp. (2) must be returned upon request; and (3) are confidential and not to be disclosed to any person other than those to whom they are given by Amphenol Corp. the furnishing of these drawings, specifications, or other data by Amphenol Corp., or to any other person to anyone for any purpose is not to be regarded by implication or otherwise in any manner licensing, granting rights to permitting such holder or any other person to manufacture, use or sell any product, process or design, patented or otherwise, that may in any way be related to or disclosed by said drawings, specifications, or other data.

MATERIAL	-
REFERENCE	EAR # 248 AND
CONFIGURATION LEVEL:	In Work
FINISH	

DRAWN	C. McGRATH	DATE	05-Apr-01
ENGINEER	O. BARTHELMES	DATE	05-Apr-01
APPROVED	O. BARTHELMES	DATE	4/11/01
CAD FILE			

TITLE		DUAL PORT BNC PCB MOUNT RECEPTACLE HOOK 75 OHMS	
SCALE:	2.5:1.0	SHEET	2 OF 2
DWG SIZE	B	REV	H

Amphenol RF	
www.amphenolrf.com	
DRAWING NO. B705001-NPB3G-75	
ITEM NO. B705001-NPB3G-75	
PART NO. 31-6051	