



FCI  
FCIconnect.com

Copyright FCI

1

2

3

4

5

6

A

B

C

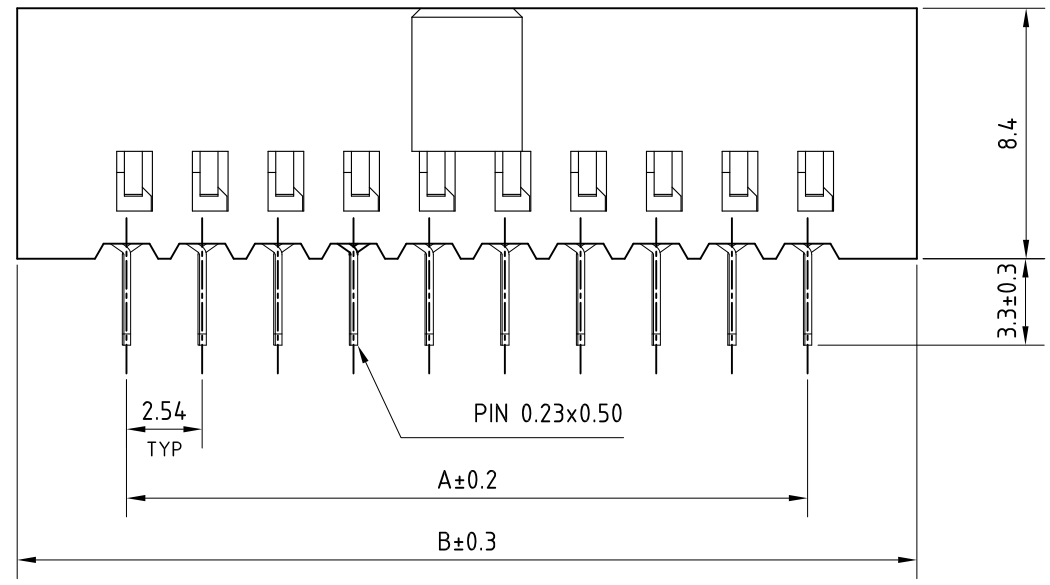
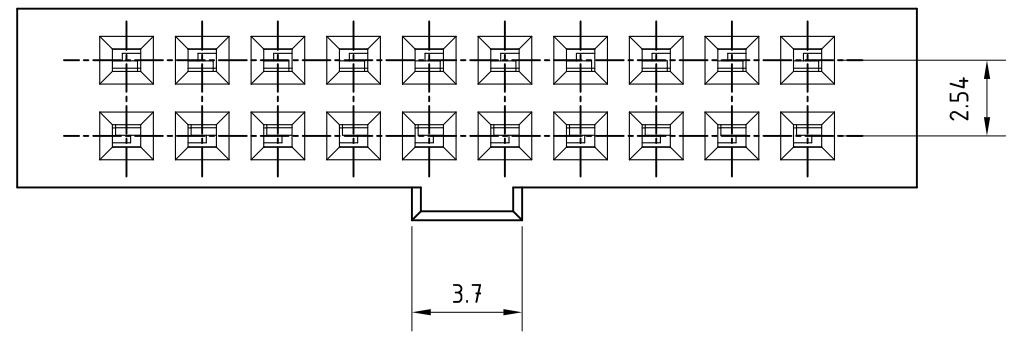
D

A

B

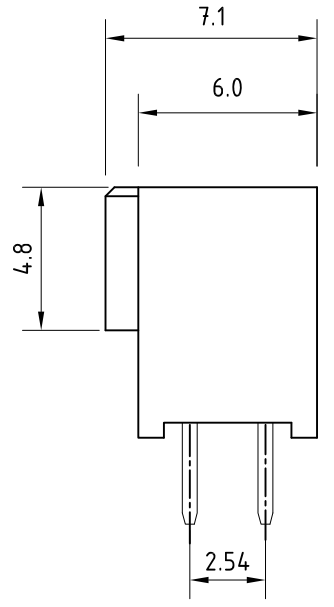
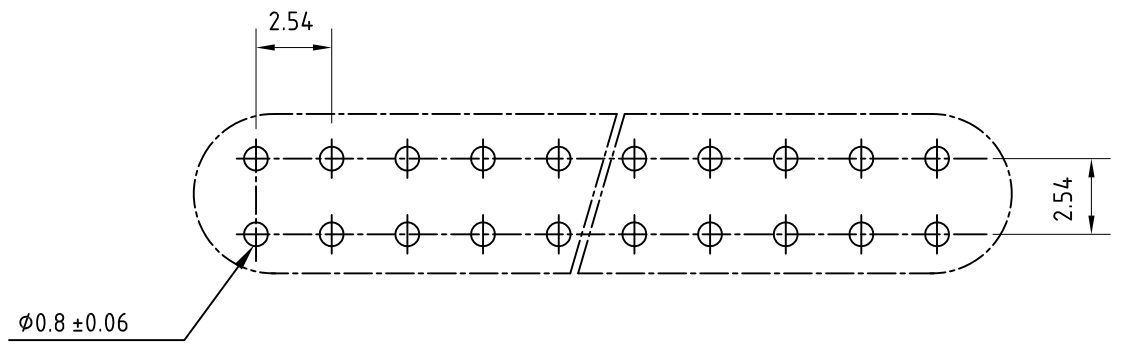
C

D



A = 2.54 \* No. OF SPACES  
B = A + 7.34  
\* AVAILABLE CIRCUITS : 8 & 20

PCB DRILLING DETAILS



ORDERING INFORMATION

SERIES NO.	10121492 08 YO 7 LF	LEAD FREE
NO.OF CONTACTS	D/R - 8 & 20	PLATING 7 - GOLD FLASH SELECTIVE
		YO - STRAIGHT SOLDER

TECHNICAL SPECIFICATION

INSULATOR MATERIAL	: SELF EXTINGUISHING THERMOPLASTIC (UL94 V0)
CONTACT MATERIAL	: COPPER ALLOY
MAXIMUM VOLTAGE	: 1000 V rms.
NOMINAL CURRENT	: 3A AT 20°C
INSULATION RESISTANCE	: ≥ 5000 M Ω
CONTACT RESISTANCE	: ≤ 20 m Ω
CLIMATIC CATAGORY	: -55°C TO +125°C / 21 DAYS EXPOSURE TO- INDUSTRIAL ENVIRONMENT HUMIDITY TEST AS HE-14.

NOTES :  
1. THIS PRODUCT MEETS EUROPEAN UNION DIRECTIVES AND OTHER COUNTRY REGULATIONS AS DESCRIBED IN GS-47-0004

mat'l. code		surface		tolerance		projection		product family	
REF TECH SPEC		ISO 1302		ISO 406 ISO 1101				8614	
ltr	ecn no	dr	date	tolerances unless otherwise specified		MM		title	
A	-	GRM	2013-07-12	angles	linear	4:1		FEMALE CONNECTOR (DUAL ROW SS WITH POL.)	
				0° ± 1°				dwg no	
								sheet 1 of 1	
				dr	MINI K VANDANATH	2012-06-13		size	
				enr	ALEX BABU	2012-06-13		A3	
				chr	ALEX BABU	2012-06-13		10121492	
				appd	BIJU K P	2012-06-13		type Product Customer Drawing	
sheet index	revision sheet	A	1						