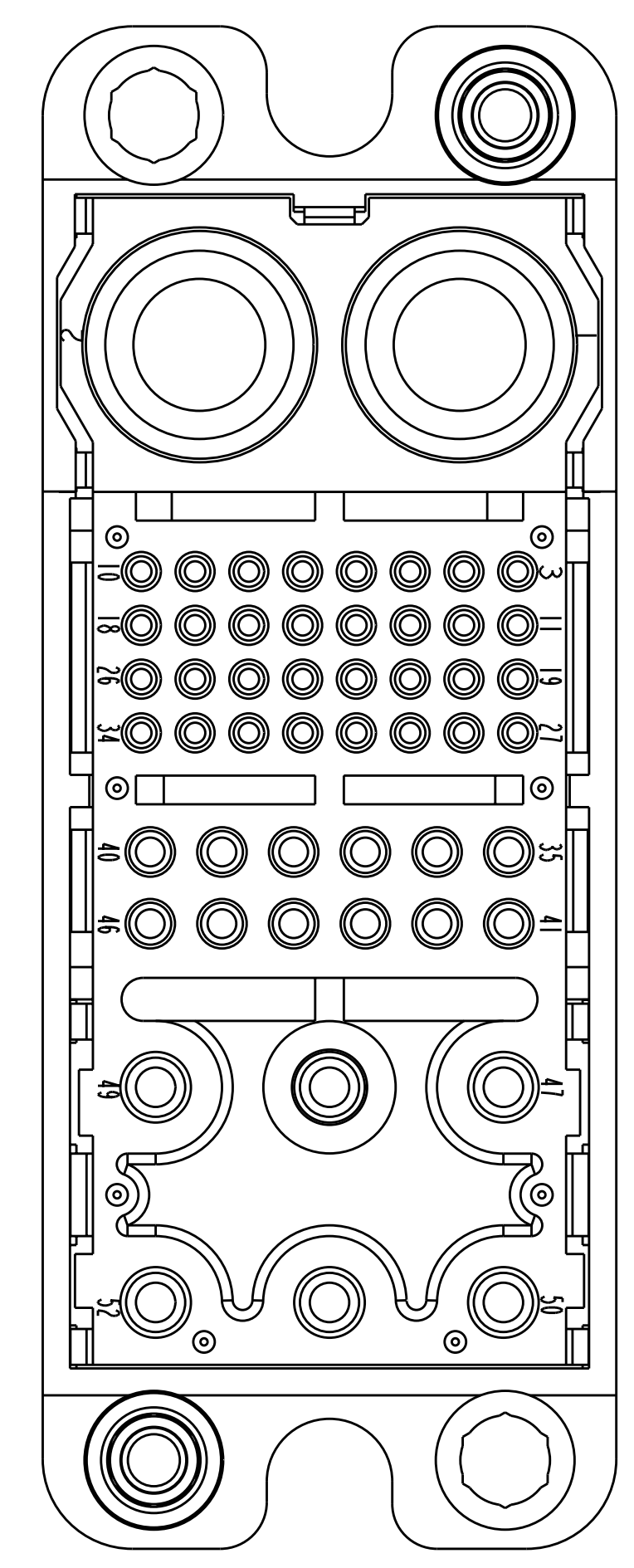
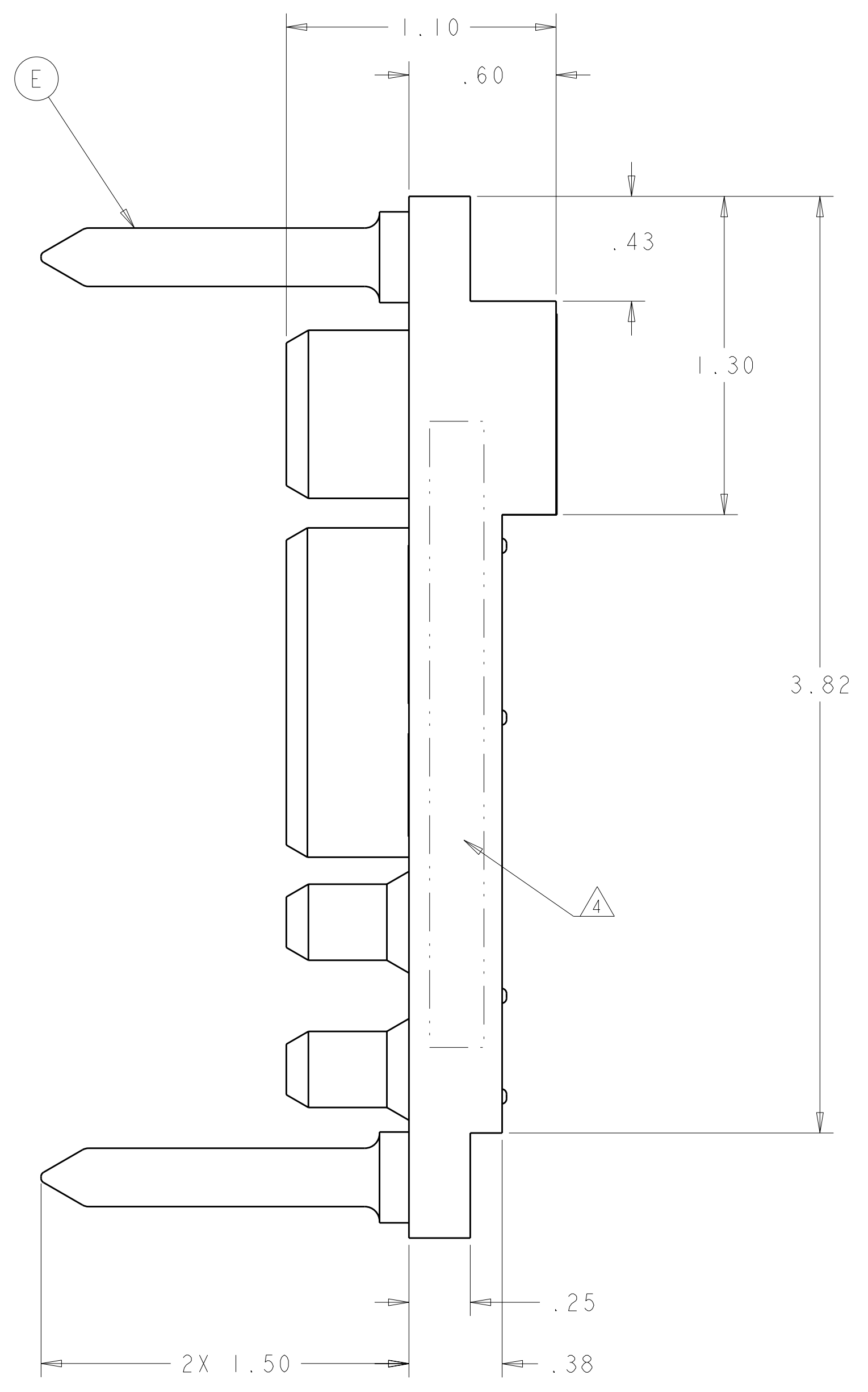
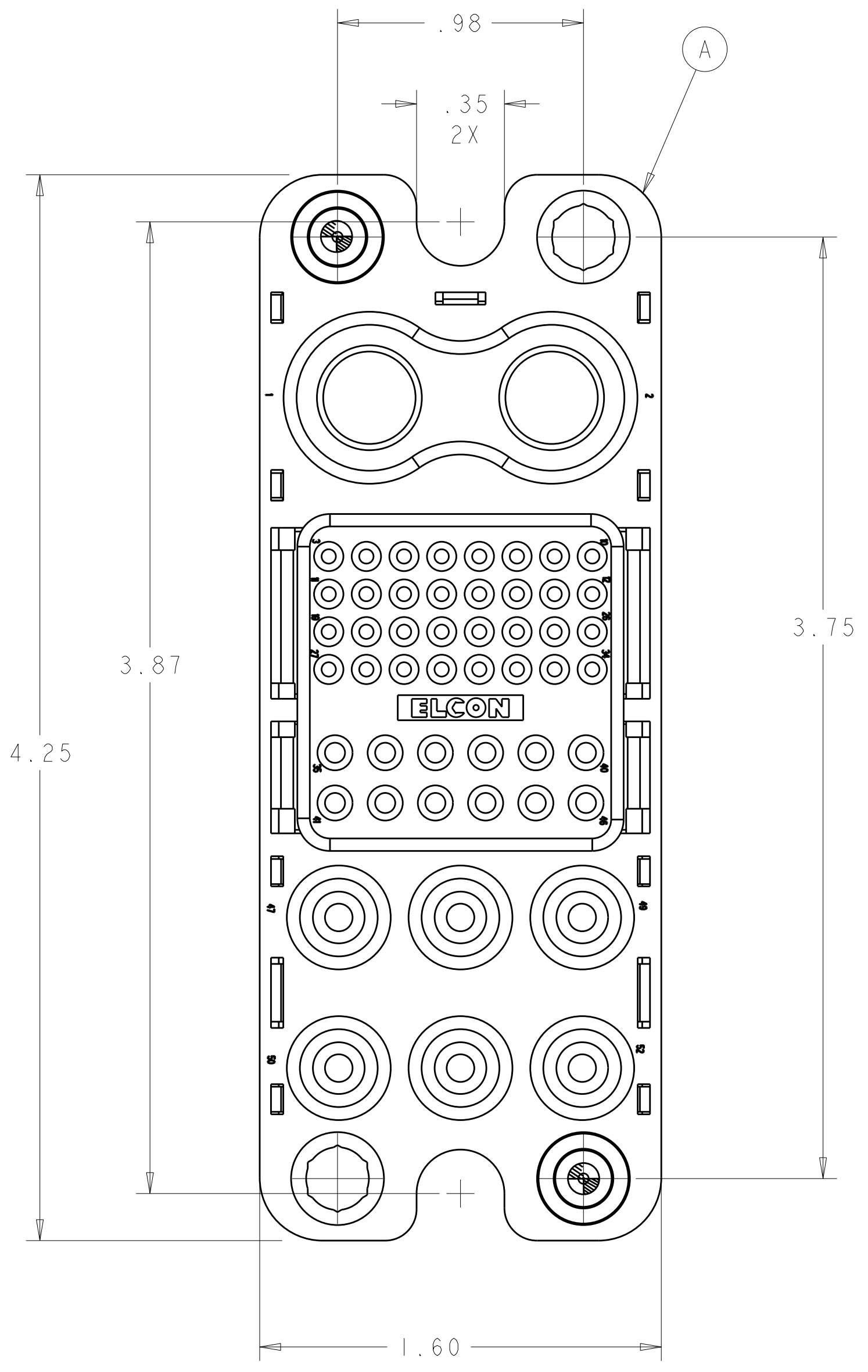


LOC	DIST	REVISIONS			
GP	00	REV	DATE	DWN	APVD
		A	RELEASED	20FEB2008	RG DO
		B	REV PER ECO-09-019486	25AUG2009	RG DO



SOCKET CONTACT (B)  
 SIZE #20

SOCKET CONTACT (C)  
 SIZE #16

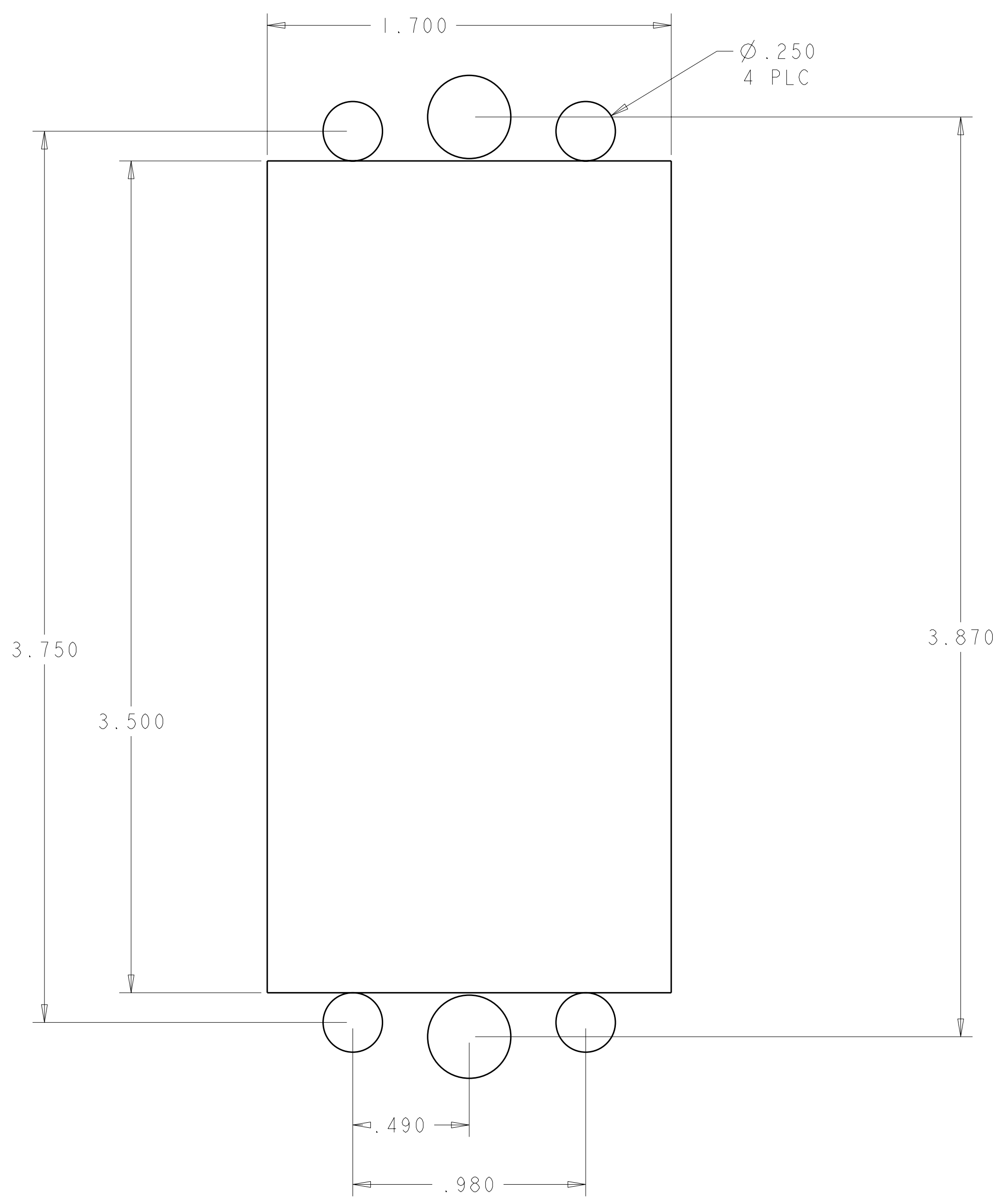
SOCKET CONTACT (D)  
 SIZE #12

2	1650094-2	COLLAR, LOCKING, 3/8 DIA	G
2	1650399-1	SHOULDER SCREW, NO. 10-32 UNC -2A	F
2	1650560-1	GUIDE PIN, 1/4 DIA. W/6-32 INT. THD.	E
4	6648318-1	CONTACT, SOCKET, #12, CRIMP	D
8	6648319-1	CONTACT, SOCKET, #16, CRIMP	C
30	1648325-1	CONTACT, SOCKET, #20, CRIMP	B
1	1648186-2	CONNECTOR, SOCKET	A
-1	PART NUMBER	DESCRIPTION	ITEM

**ELCON TOP DRAWER**

DIMENSIONS: INCHES 		TOLERANCES UNLESS OTHERWISE SPECIFIED: 9 PLC ±. 1 PLC ±.02 5 PLC ±.010 4 PLC ±. ANGLES ±.5		DWN: R. GRZYBOWSKI CHK: D. ORRIS APVD: S. FLICKINGER		Tyco Electronics Harrisburg, PA 17105-3608	
MATERIAL: - FINISH: -		WEIGHT: -		NAME: CONNECTOR, SOCKET TOP DRAWER W/ GUIDE PINS		SIZE: A   00779   C=1926771	
CUSTOMER DRAWING				SCALE: 2:1		SHEET 1 OF 2 REV B	

LOC	DIST	REVISIONS					
GP	00	P	LTB	DESCRIPTION	DATE	DWN	APVD
		-	-	SEE SHEET 1	-	-	-



SUGGESTED PANEL CUTOUT  
 VIEWED FROM CONNECTOR MOUNTING SIDE

- PART NUMBER CHANGES AND OR DESIGN CHANGES AFFECTING THE INTERCHANGEABILITY REQUIRE PRIOR TYCO ELECTRONICS APPROVAL AND AUTHORIZATION BY REVISION TO THIS DRAWING.
- MATERIAL:  
 INSULATOR: THERMOPLASTIC, GLASS REINFORCED, FLAMMABILITY RATED, COLOR: BLACK  
 SOCKET BODY: COPPER ALLOY  
 CROWN BAND: BERYLLIUM COPPER ALLOY  
 RETENTION CLIP: BERYLLIUM COPPER ALLOY OR STAINLESS STEEL
- FINISH: SOCKET BODY  
 SIZE #12 & 16: SILVER PLATE .000200 MIN THK. OVER  
 NICKEL .000050 MIN THK.  
 SIZE #20: GOLD PLATE .000010 MIN THK OVER  
 NICKEL .000040 MIN THK.
- ITEMS PROVIDED TO THIS SPECIFICATION TO BE PERMANENTLY IDENTIFIED PER THE FOLLOWING IDENTIFIER:  
 TYCO ELECTRONICS P/N: XXXXXXXX-X  
 DATE CODE (e.g. 0216): YEAR 1 WEEK 1  
 XXXX
- CRIMP CONTACTS AND SHOULDER SCREWS (ITEM B, C, D & F) SHALL BE PACKAGED SEPARATELY AND PLACED IN THE BOX WITH THE CONN. ASSEMBLY.
- SYMBOL INDICATES LOCATION OF GUIDE PIN.

<small>THIS DRAWING IS UNPUBLISHED. RELEASED FOR PUBLICATION BY TYCO ELECTRONICS CORPORATION. ALL RIGHTS RESERVED.</small>		DWN: R. GRZYBOWSKI CHK: D. ORRIS APVD: S. FLICKINGER	Tyco Electronics Harrisburg, PA 17105-3608
DIMENSIONS: INCHES	TOLERANCES UNLESS OTHERWISE SPECIFIED: 9 PLC ±. 1 PLC ±. 2 PLC ±.02 3 PLC ±.010 4 PLC ±. ANGLES ± 5	PRODUCT SPEC: APPLICATION SPEC: WEIGHT: CUSTOMER DRAWING	NAME: CONNECTOR, SOCKET TOP DRAWER W/ GUIDE PINS SIZE: A   00779   C=1926771 SCALE: 2:1 SHEET 2 OF 2 REV B