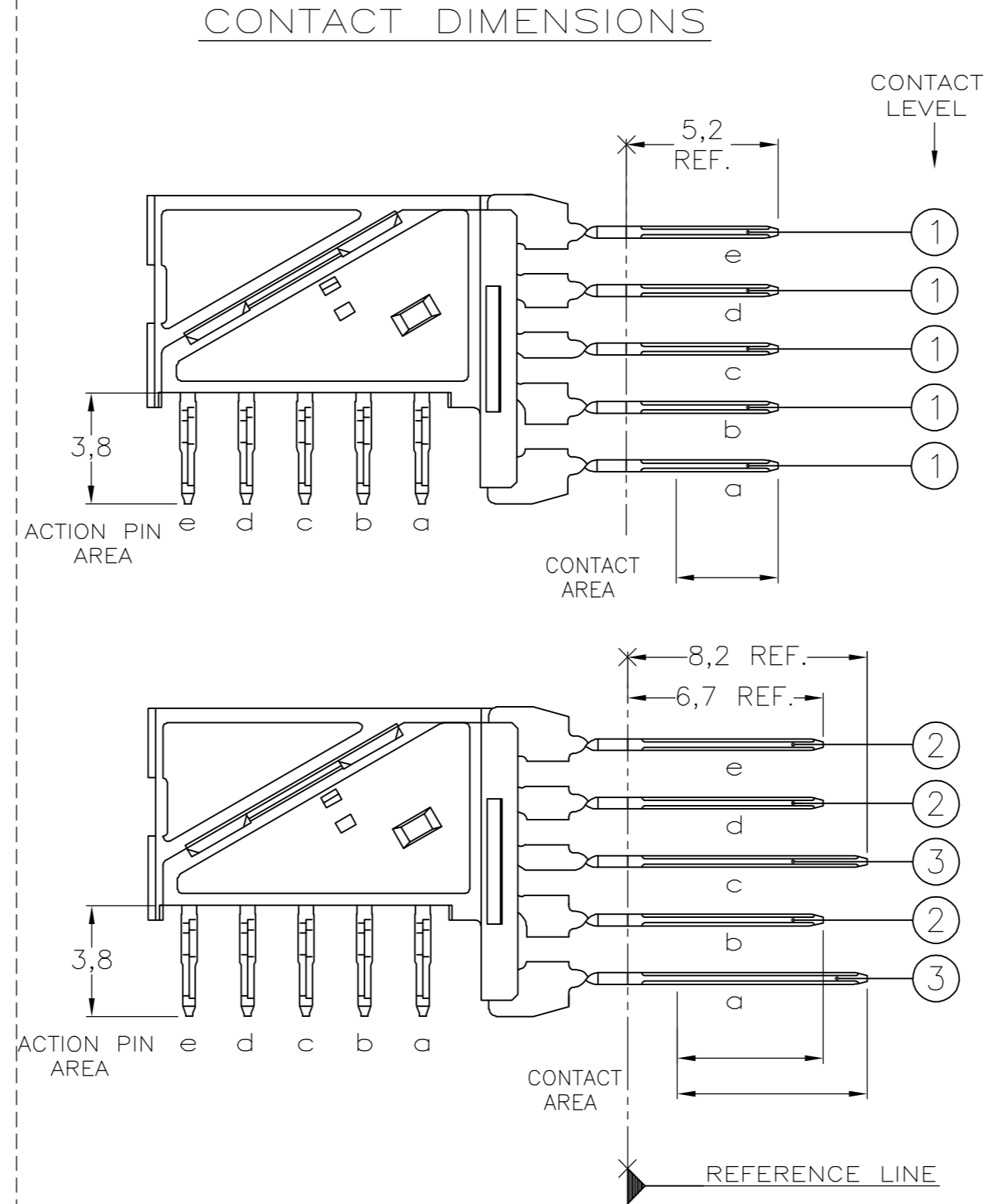
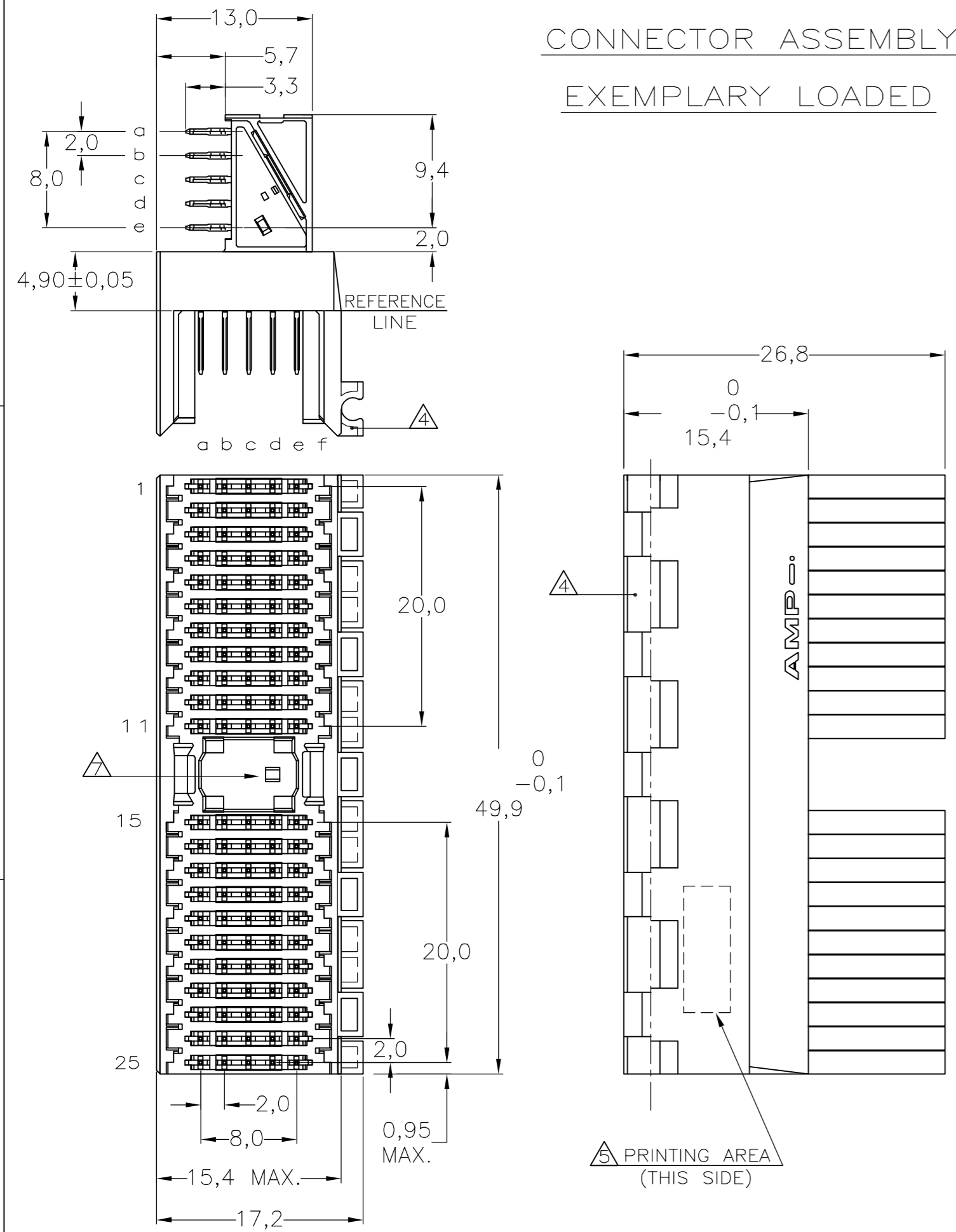
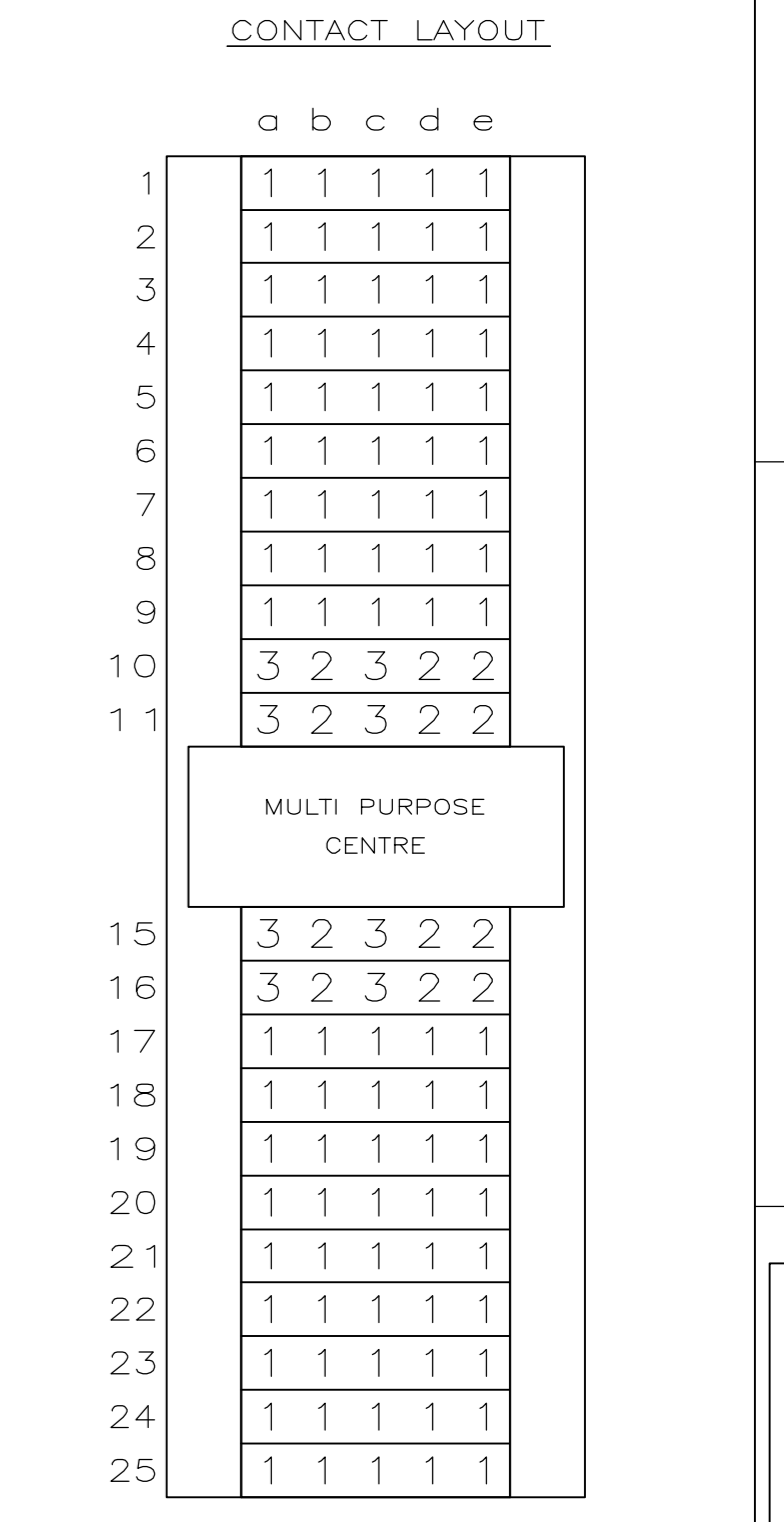
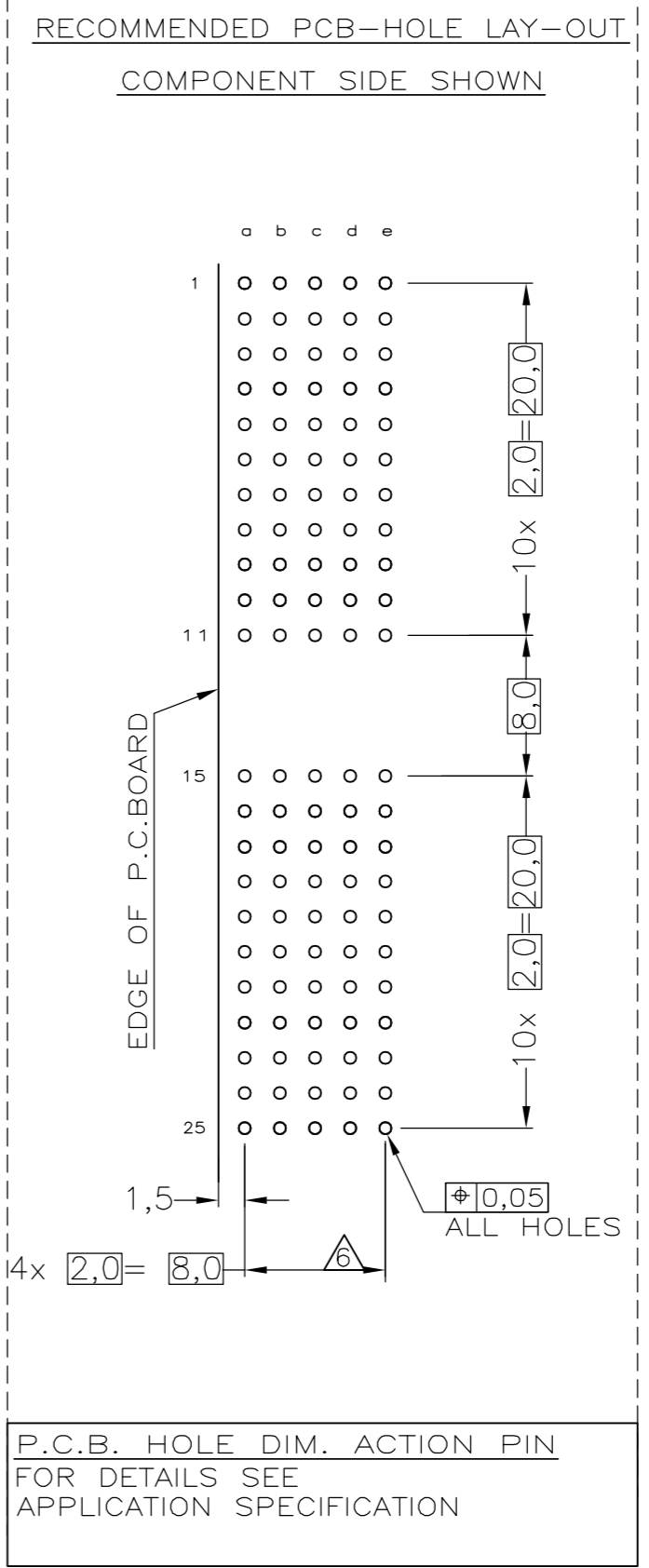


THIS DRAWING IS UNPUBLISHED. RELEASED FOR PUBLICATION
 © COPYRIGHT BY TYCO ELECTRONICS CORPORATION. ALL RIGHTS RESERVED.



Loc		DIST		REVISIONS			
P	LTR	DESCRIPTION	DATE	DWN	APVD		
C		EHC0-0195-04	06-07-04	DvdB	BM		
D		EH10-0680-05	06-06-05	BSV	BM		
D1		ECR-06-002635	07-02-06	BSV	BM		



- NOTES:**
- ① MATERIAL HOUSING : GREY GLASSFILLED POLYESTER UL-RATING V0
 - ② CONTACT : PHOSPHORBRONZE
 - ③ GENERAL PLATING SPECIFICATION: UNDERPLATING (ENTIRE CONTACT): 1,27µm NICKEL MIN. AND ACTION PIN: 0,5µm TIN-LEAD MIN. FOR PLATING OF MATING SURFACES SEE APPLICABLE SPECIFICATION REFERENCE FOR EACH DASH NUMBER.
 - ④ CONFORMS TO ALL TESTING ACCORDING IEC 61076-4-101 PERFORMANCE LEVEL 2.
 - ⑤ CONNECTOR ASSEMBLY WITH LATCH HINGE FOR CABLE CONNECTOR.
 - ⑥ CONNECTOR PRINTED WITH PARTNUMBER AND DATECODE
 - ⑦ PLATED-THROUGH HOLES AT 2x2mm SQUARE GRID.
 - ⑧ AREA FOR KEYING PART (BASIC PART NUMBER 100525).

THIS DRAWING IS A CONTROLLED DOCUMENT.		DWN 15DEC97 L.v.d.HEIJDEN	Tyco Electronics Corporation s-HertogenBosch, Netherlands,	
DIMENSIONS: mm		CHK 15DEC97 D. TRUREN	NAME	
TOLERANCES UNLESS OTHERWISE SPECIFIED:		APVD - F.v.KONINGSBRUGGE	PRODUCT SPEC	
0 PLC ± - 1 PLC ± - 2 PLC ± - 3 PLC ± - 4 PLC ± - ANGLES ± - FINISH -		APPLICATION SPEC 114-19029	Z-PACK 2MM HM TYPE A 110 POS. RIGHT ANGLE MALE CONNECTOR ASSEMBLY	
MATERIAL -		WEIGHT -	SIZE A2	CAGE CODE 00779
		CUSTOMER DRAWING	DRAWING NO. C=352106	RESTRICTED TO -
			SCALE NTS	SHEET 1 OF 1 REV D1