

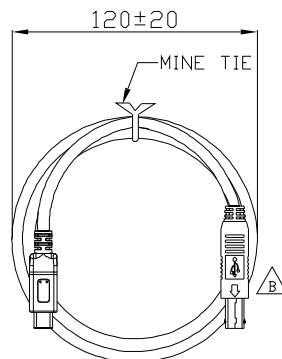
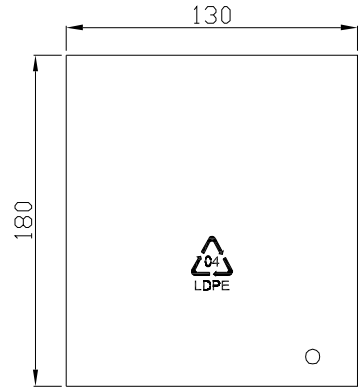
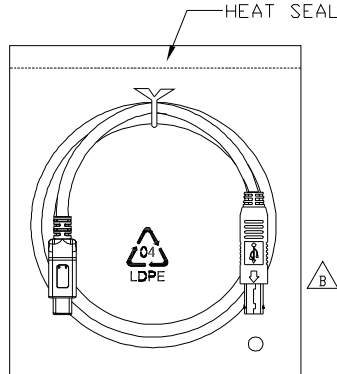
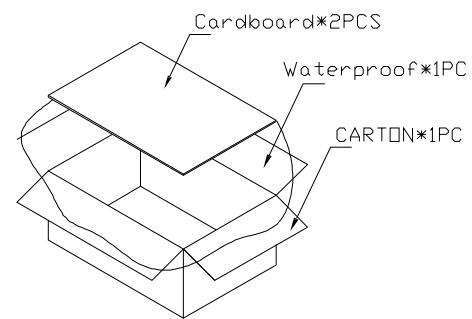
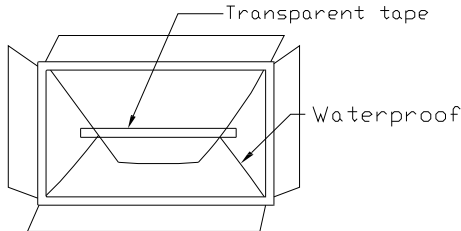
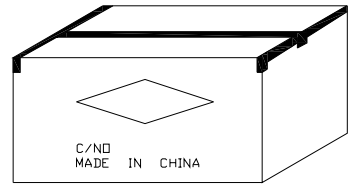

NOTE:
 1. CABLE ASSEMBLY MUST BE RoHS COMPLIANT.
 2. CABLE MUST BE OPEN, SHORT, MISWIRE 100% TEST.
 3. USB CABLE ELECTRIC TEST:
 A. VOLTAGE: 300V DC.
 B. CONTACT RESISTANCE: 5Ω Max.
 C. INSULATION RESISTANCE: 2MΩ Min.

8	Over Mold	PVC COLOR BLACK	
7	INNER Mold	PE	
6	FOIL	COPPER FOIL	
5	TIN	TIN STICK, TIN WIRE	
②	4	PCB	PCBA, W/Resistor(Rd 5.1KΩ)
②	3	CONN P2	USB 2.0 BM, BLACK INSULATOR, CONTACT PLATING: Au 30", SHELL PLATED NICKEL.(W/TIN PLATE)
②	2	CONN P1	USB C PLUG, BLACK INSULATOR, CONTACT PLATING: Pd-Ni 30u" + Gold 2u" SHELL PLATED NICKEL.(W/TIN PLATE)
②	1	CABLE	USB 2.0 UL2725 28/24 ADB OD: 4.0mm, BLACK PVC JACKET
NO.	TITLE	DESCRIPTION	

P1		WIRING DIAGRAM			P2	
USB C PLUG		WIRE			USB 2.0 BM	
PIN	SINGNAL NAME	WIRE NUMBER	SINGNAL NAME	COLOR AWG	PIN	SINGNAL NAME
A1,B1,A12,B12	GND	1	GND_PWRr1	BLACK	4	GND
A4,B4,A9,B9	VBUS	2	PWR_VBUS1	RED	1	VBUS
A5	CC	W/RESISTOR ②				
B5	vconn	N/A				
A6	Dp1	3	UTP_Dp	GREEN	3	D+
A7	Dn1	4	UTP_Dn	WHITE	2	D-
SHEEL	SHIELD	BRIAD	SHIELD	BRIAD	SHELL	SHIELD

RoHS compliant
 Unit: mm

Scale	FREE					Date	Name	Customer-No.
TOLERANCE						Drawn	31.03.2015	Joanna
X.	±1					Approved	31.05.2018	Winnie
.X	±0.5							ASSMANN WSW-No. A-USB31C-20B-XXX
.XX	±0.25	②	Change of connector dimensions and design	31.05.2018	Segal			Drawing-No.
DIM	TOL	①	Update	24.05.2018	Segal			ASS 7349 CA
		①	Drawn	31.03.2015	Joanna			rev02
Angle	TOL	Id.	Modification	Date	Name	Replace	Sheet	1/2

	1	2	3	4	5	6	7													
A	①							A												
B								B												
C	② USB C/BM 2.0 CABLE	PE BAG:L180*W130*T0.05mm		1PC CABLE/PE BAG		<CARTON:L457*W298*H228mm Material K=K>		C												
D								D												
E						<table border="1" data-bbox="1624 813 1825 949"> <tr><td>PO NO:</td><td></td></tr> <tr><td>ITEM NO:</td><td></td></tr> <tr><td>QTY:</td><td>PCS</td></tr> <tr><td>N.W.:</td><td>KGS</td></tr> <tr><td>G.W.:</td><td>KGS</td></tr> <tr><td>MEAS:</td><td>1.1'</td></tr> </table>	PO NO:		ITEM NO:		QTY:	PCS	N.W.:	KGS	G.W.:	KGS	MEAS:	1.1'		E
PO NO:																				
ITEM NO:																				
QTY:	PCS																			
N.W.:	KGS																			
G.W.:	KGS																			
MEAS:	1.1'																			
F	(After the installed Product, carton sealing tape should be transparent)			(CARTON:L457*W298*H228mm,Material K=K) (200PCS CABLE/CARTON)				F												
G	RoHS compliant Unit: mm	Scale	FREE				Date	Name	Customer-No.											
		TOLERANCE					Drawn	31.03.2015	Joanna											
		X.	±1				Approved	31.05.2018	Winnie	ASSMANN WSW-No. A-USB31C-20B-XXX										
		.X	±0.5																	
		.XX	±0.25	②	Change of connector dimensions and design	31.05.2018	Segal			Drawing-No.										
		DIM	TOL	①	Update	24.05.2018	Segal			ASS 7349 CA										
				③	Drawn	31.03.2015	Joanna			rev02										
H		Angle	TOL	Id.	Modification	Date	Name			Sheet 2/2										
	1	2	3	4	5	6	7			SV372E										