

SPECIFICATION

Revised B: 1/Sep./'08 ER , Revised A: 20/Aug./'08 KY

1. PART NUMBER

B>A>

Part Number	Packaging	Quantity	Remarks
MM8030-2600B	Bulk Package		
MM8030-2600RJ3	178mm dia. Reel	3000pcs/reel	ESD protection
MM8030-2600RK0	330mm dia. Reel	10000pcs/reel	ESD protection

2. MECHANICAL

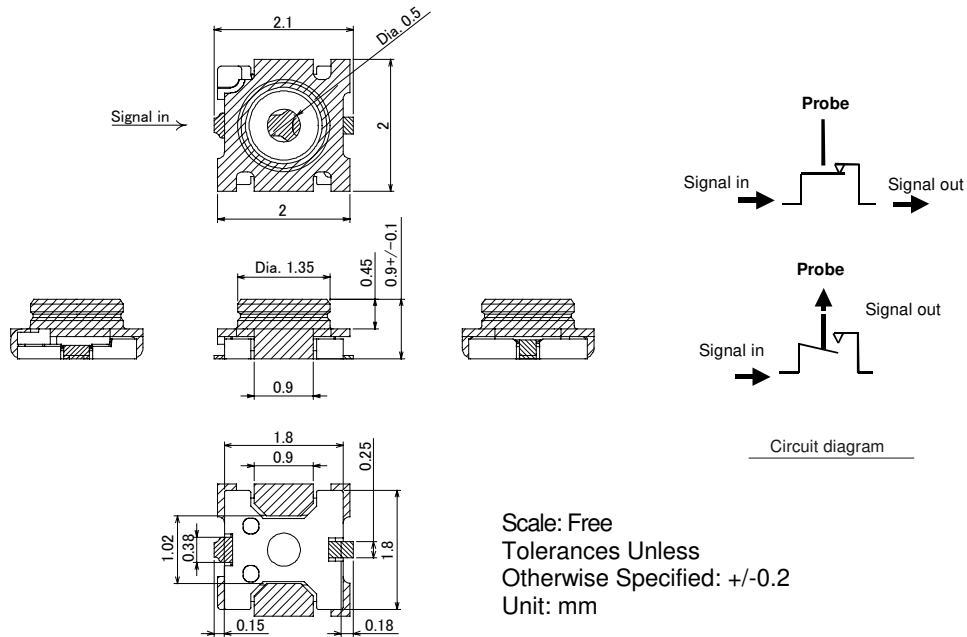


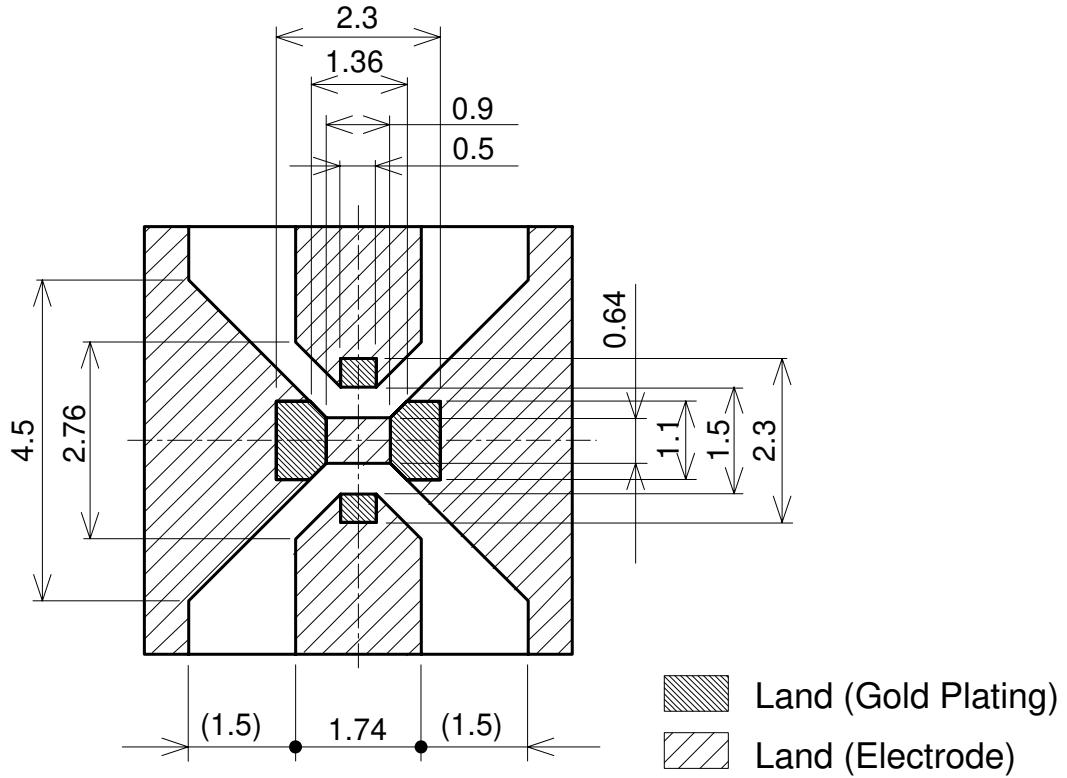
FIGURE1. Construction

3. RATING :

Item	Specification
Voltage Rating	250V r.m.s. maximum
Nominal Frequency Range	DC to 11GHz
Nominal Impedance	50 Ω
Power Rating	2W
Temperature Rating	-40°C to +85°C
Insulation Resistance	500 MΩ minimum
Withstanding Voltage	No evidence of break down in AC300+/-20Vr.m.s, 1minute
Initial Contact Resistance (without conductor resistance)	70m Ω max.
Voltage Standing Wave Ratio (V.S.W.R.)	1.2 max. (DC to 3GHz) 1.3 max. (3GHz to 6GHz) 1.5max. (6GHz to 11GHz)
Insertion Loss	0.1dBmax. (DC to 3GHz) 0.2dBmax.(3GHz to 6GHz) 0.5dBmax. (6GHz to 11GHz)
Isolation	20dBmin.(DC to 3GHz) 15dBmin.(3GHz to 6GHz) 10dBmin. (6GHz to 11GHz)
Durability	100 cycles

4. STANDARD PATTERN DIMENSION

A>



(Note) ·The material of PWB is the epoxy resin of glass fabric base. ($\epsilon_r=4.8$). Thickness is 1.0mm.

·The solder resist should be printed except for the land pattern on the PWB

FIGURE2. Standard pattern dimensions

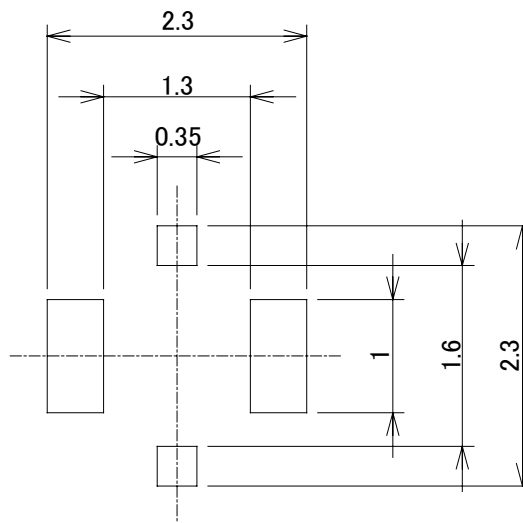


FIGURE3. Standard stencil mask pattern