

**DESIGNED AND DIMENSIONED IN INCHES[MILLIMETERS]
ALL DIMENSIONS REFERENCE EXCEPT AS SHOWN**

240-J-P-EP-ST-CMM-X

GENDER

-J: JACK

TYPE

-P: PCB

FINISH

-EP: 50µ" EXTRA HEAVY GOLD
CENTER CONTACT, PASSIVATED
OUTER CONTACT

OPTION

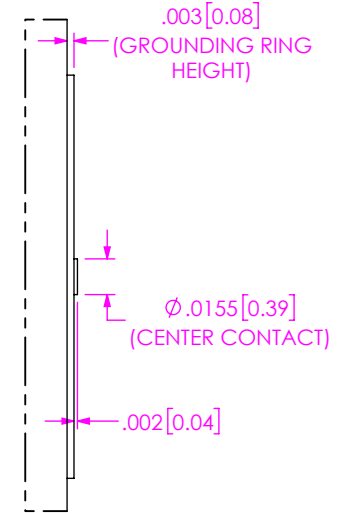
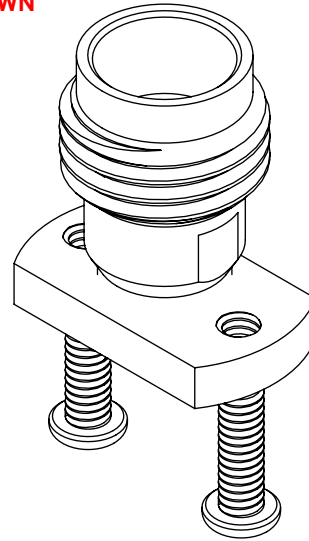
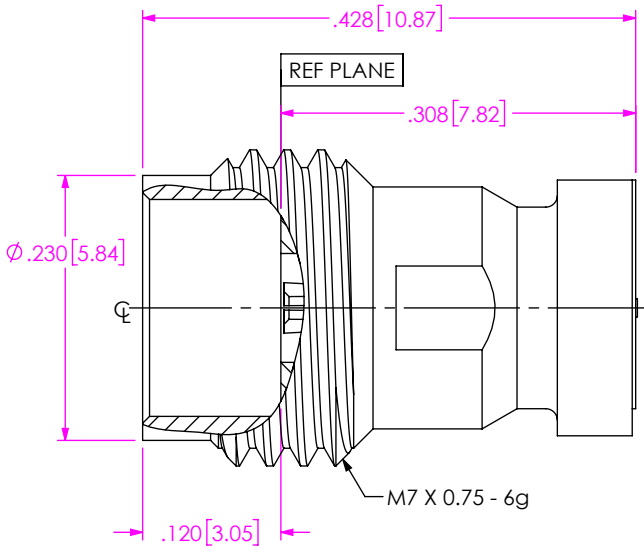
-1: OPTION 1 (WITHOUT SCREWS)
-2: OPTION 2 (WITH SCREWS)

TERMINATION

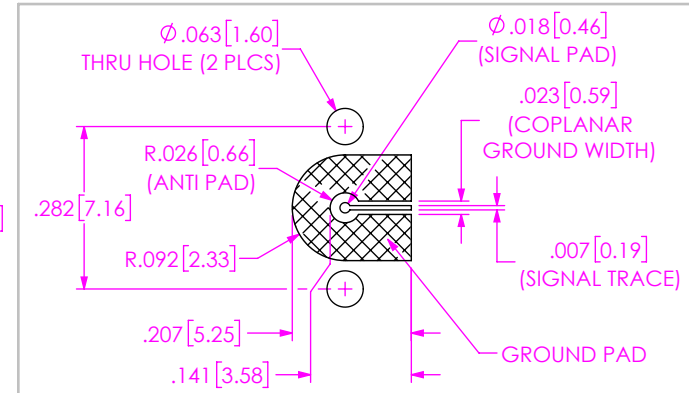
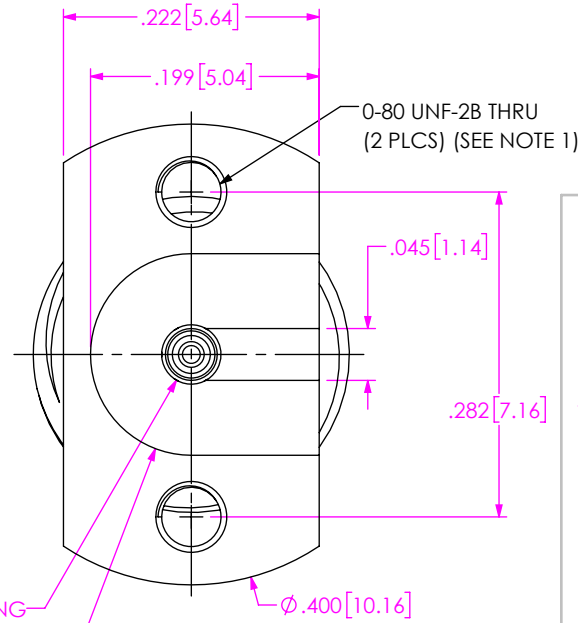
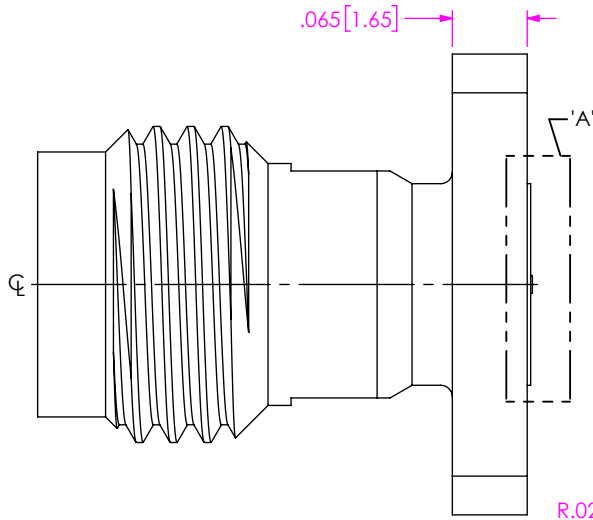
-CMM: COMPRESSION MOUNT
MICROSTRIP

ORIENTATION

-ST: STRAIGHT



**DETAIL 'A'
SCALE 12 : 1**



**RECOMMENDED PCB LAYOUT
(SEE NOTE 2)**

**FIG 1
240-J-P-EP-ST-CMM-X SHOWN**

R.026 [0.66]
(GROUNDING RING
INSIDE DIAMETER)

R.088 [2.22]
(GROUNDING RING
OUTSIDE DIAMETER)

NOTES:

1. RECOMMENDED TORQUE 0.5-0.8 INCH-POUNDS.
2. THIS IS A GENERAL FOOTPRINT AND IS NOT OPTIMIZED FOR ELECTRICAL PERFORMANCE, CONTACT SIG@SAMTEC.COM FOR ASSISTANCE WITH ELECTRICAL LAYOUT.

PROPRIETARY NOTE

THIS DOCUMENT CONTAINS CONFIDENTIAL AND PROPRIETARY INFORMATION AND ALL DESIGN, MANUFACTURING, REPRODUCTION, USE, PATENT RIGHTS AND SALES RIGHTS ARE EXPRESSLY RESERVED BY SAMTEC, INC. THIS DOCUMENT SHALL NOT BE DISCLOSED, IN WHOLE OR PART, TO ANY UNAUTHORIZED PERSON OR ENTITY NOR REPRODUCED, TRANSFERRED OR INCORPORATED IN ANY OTHER PROJECT IN ANY MANNER WITHOUT THE EXPRESS WRITTEN CONSENT OF SAMTEC, INC.

DO NOT SCALE DRAWING
SHEET SCALE: 6:1

MATERIAL:

BODY, BUSHING & SCREW: STAINLESS STEEL
SOCKET: COPPER ALLOY

DESCRIPTION:
2.40MM ST JACK FOR COMPRESSION MOUNT MICROSTRIP

DWG. NO.

240-J-P-EP-ST-CMM-X

BY: SHERRY W 2/24/2019 SHEET 1 OF 1

520 PARK EAST BLVD, NEW ALBANY, IN 47150
PHONE: 812-944-6733 FAX: 812-948-5047
e-Mail: info@SAMTEC.com code: 55322