SHEET OF

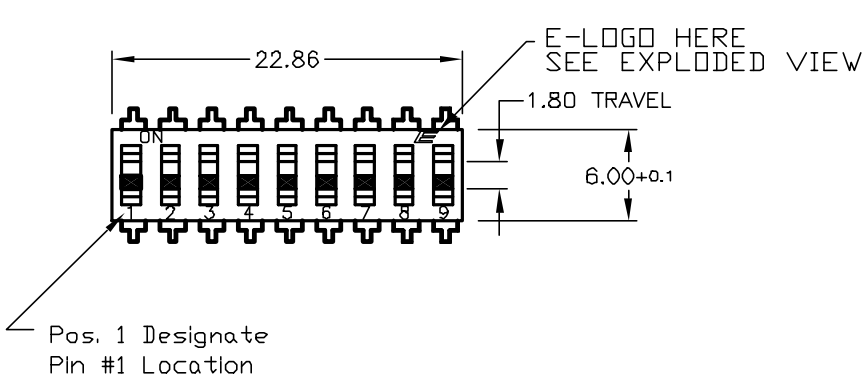

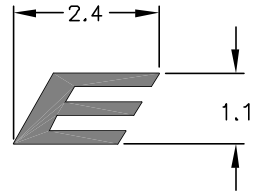

EXPLODED VIEW

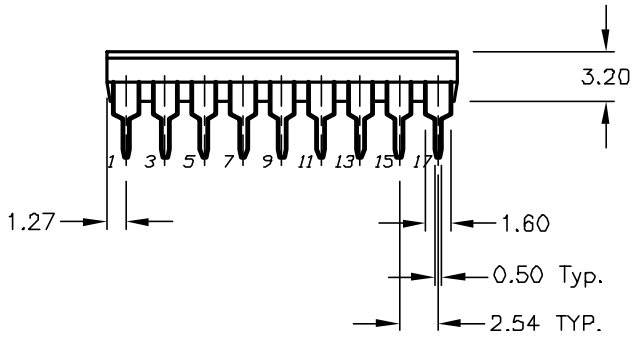

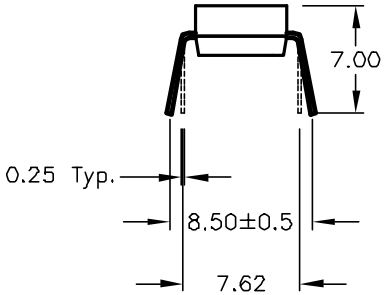

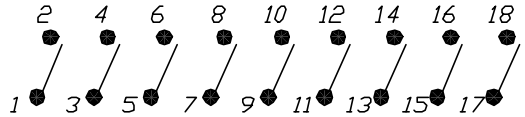

CIRCUIT 9 POS.

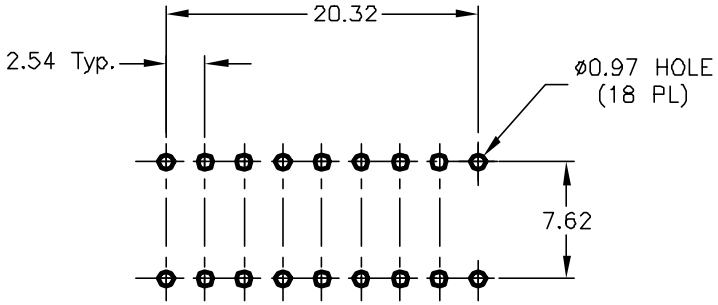

RECOMMENDED P.C.B. LAYOUT

NOTES:

1. ALL DIMENSIONS IN MM
2. GENERAL TOLERANCE: X.X=±0.4
   X.XX=±0.25
3. TERM. NOS. FOR REFERENCE ONLY.
4. CONTACT RATINGS: 25mA @24VDC. (Switch)
   100mA @50VDC. (Carry)
5. ▲ CONTACT MATERIAL:
   CONTACTS: (MOVABLE) Copper w/Gold Plate
   TERMINALS: BRASS w/Gold Plate
6. INSULATION RESISTANCE;
   100 Mega-OHMS min. @500VDC
7. CONTACT RESISTANCE;
   50 mILLI-OHMS typical @2-4VDC @100mA
8. OPERATING TEMP.;
   -40°C to +80°C
9. PACKAGE: IN DISPENSING TUBES
   WITH ALL POLES IN THE "OFF" POSITION.
10. ▲ TOP TAPE SEAL FOR FLUX WASH

REV.	ECN No.	DESCRIPTION	DATE	CHKD
A	12416	RELEASED FOR PRODUCTION	9/12/02	CJB

THE INFORMATION CONTAINED IN THIS DOCUMENT IS PROPRIETARY TO E-SWITCH AND IS NOT TO BE COPIED OR TRANSFERRED

E-SWITCH®

TITLE: KAJ09 TA GT
LOW PROFILE W/TAPE SEAL

SCALE	DATE	DR	DWG	REV
2:1	9/12/02	CJB	W823329	A