

DO NOT SCALE FROM THIS PRINT

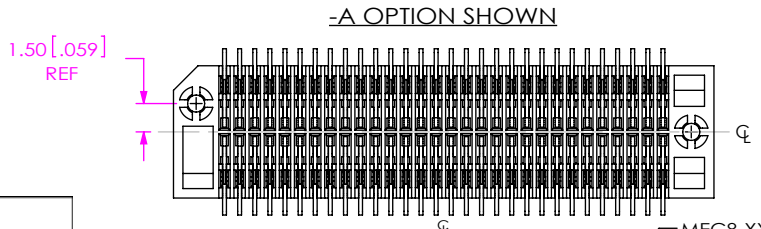
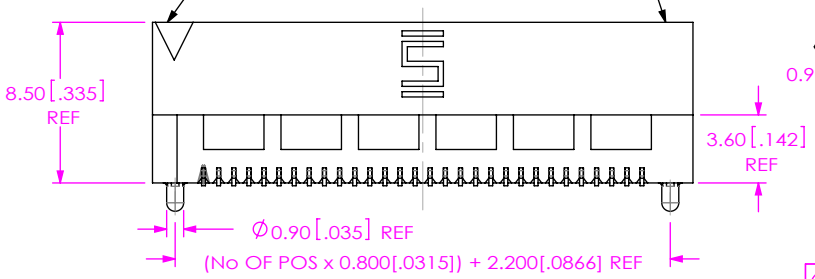
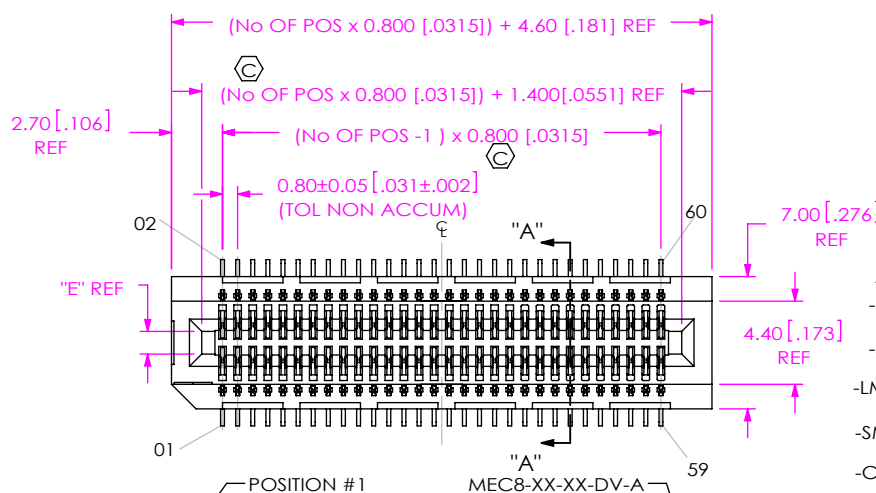
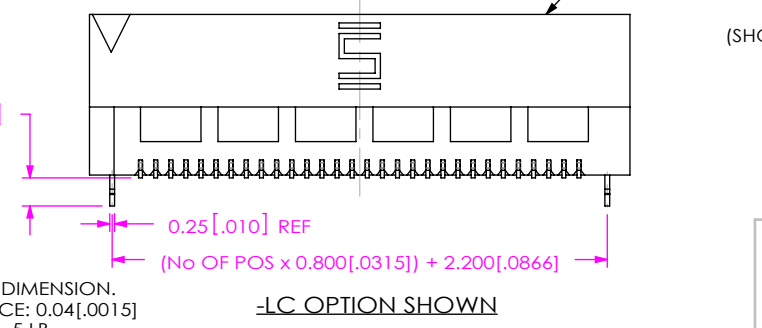


TABLE 1

No OF POS	COPLANARITY
-10 THRU -50	0.102 [.0040]
-60 & -70	0.152 [.0060]



- NOTES:
- ⊕ REPRESENTS A CRITICAL DIMENSION.
 - MAXIMUM BURR ALLOWANCE: 0.04 [.0015]
 - MINIMUM PUSHOUT FORCE: .5 LB
 - NOTE DELETED.
 - DUE TO THE HIGH AMOUNT OF INSERTION FORCE NEEDED, THE -LC OPTION IS NOT COMPATIBLE WITH AUTO PLACEMENT. SAMTEC RECOMMENDS MANUAL PLACEMENT FOR ALL ASSEMBLIES WITH THE -LC OPTION."
 - TRAYS ARE STANDARD PACKAGING.
 - ORDERS WILL BE PACKAGED ACCORDING TO THE SAMTEC PACKAGING EFFICIENCY STANDARDS (SPES) FOUND ON WWW.SAMTEC.COM.
 - ATTACH LABEL TO EACH REEL.

MEC8-1XX-XX-XX-DV-XX-X-XX

No OF POSITIONS
-10, -20, -30, -35, -40, -45, -50, -60, -70

CARD THICKNESS
-01: 1mm [.039] THICK CARD
-02: 1.57mm [.062] THICK CARD

PACKAGING
BLANK: TRAY (SEE NOTE 6 & 7)
-TR: TAPE & REEL (SEE NOTES 7 & 8)
-FR: FULL REEL QTY TAPE & REEL (SEE NOTES 7 & 8)

PICK & PLACE OPTION
-K: POLYAMIDE FILM PAD (USE K-DOT-217-.313-.005) (SEE FIG. 3)

OPTION
-A: ALIGNMENT PINS (USE MEC8-XX-XX-DV-A)
-LC: LOCKING CLIP (SEE NOTE 5) (USE LC-05-TM)

ROW SPECIFICATION
-DV: DUAL VERTICAL (USE MEC8-XX-XX-DV-XX)

PLATING SPECIFICATION
-L: 10µ" SELECTIVE GOLD, IN CONTACT AREA, MATTE TIN ON TAIL
-S: 30µ" SELECTIVE GOLD IN CONTACT AREA, MATTE TIN ON TAIL
-LM: 10µ" SELECTIVE GOLD IN CONTACT AREA, MATTE TIN ON TAIL
-SM: 30µ" SELECTIVE GOLD IN CONTACT AREA, MATTE TIN ON TAIL
-C: 50µ" ELECTRO-POLISHED SELECTIVE GOLD, IN CONTACT AREA, MATTE TIN ON TAIL

*=NOT RELEASED

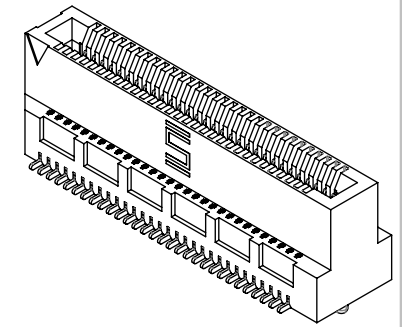
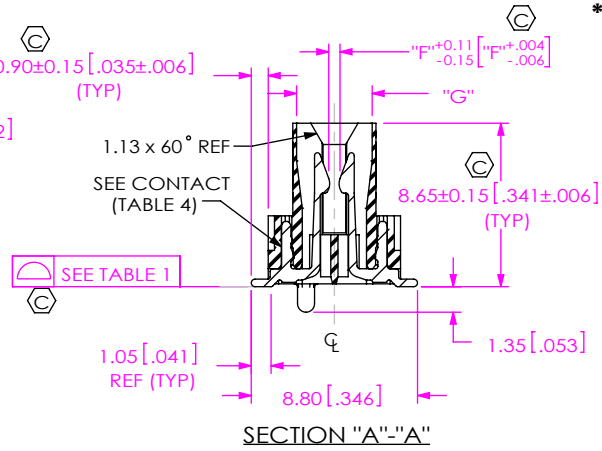


FIG 1
FOR POSITIONS -10, -20, -30 & -35
(SHOWN: MEC8-130-01-XX-DV-XX AS NOTED)

DESIGNED & DIMENSIONED IN MILLIMETERS (INCHES FOR REFERENCE ONLY)

TABLE 4

CARD	"E"	"F"	"G"	BODY	CONTACT
-01	1.20 [.047]	.50 [.020]	3.400 [.1338]	MEC8-XX-01-DV-XX	C-199-01-XX
-02	1.80 [.071]	1.00 [.039]	4.000 [.1575]	MEC8-XX-02-DV-XX	C-182-02-XX

UNLESS OTHERWISE SPECIFIED, DIMENSIONS ARE IN MILLIMETERS.

TOLERANCES ARE:
DECIMALS ANGLES
X.X: ±0.3 [.01] 2°
X.XX: ±0.13 [.005]
X.XXX: ±0.051 [.0020]

PROPRIETARY NOTE
THIS DOCUMENT CONTAINS CONFIDENTIAL AND PROPRIETARY INFORMATION AND ALL DESIGN, MANUFACTURING, REPRODUCTION, USE, PATENT RIGHTS AND SALES RIGHTS ARE EXPRESSLY RESERVED BY SAMTEC, INC. THIS DOCUMENT SHALL NOT BE DISCLOSED, IN WHOLE OR PART, TO ANY UNAUTHORIZED PERSON OR ENTITY NOR REPRODUCED, TRANSFERRED OR INCORPORATED IN ANY OTHER PROJECT IN ANY MANNER WITHOUT THE EXPRESS WRITTEN CONSENT OF SAMTEC, INC.



520 PARK EAST BLVD, NEW ALBANY, IN 47150
PHONE: 812-944-6733 FAX: 812-948-5047
e-Mail: info@SAMTEC.com code: 53322

MATERIAL: DO NOT SCALE DRAWING SHEET SCALE: 1:0.4
INSULATOR: LCP
-01: COLOR: NATURAL
-02: COLOR: BLACK
CONTACT: PHOS BRONZE

DESCRIPTION: 0.8mm DUAL VERTICAL MOUNT MINI-EDGE CARD ASSEMBLY
DWG. NO. MEC8-1XX-XX-XX-DV-XX-X-XX
BY: CHAD F 04/09/2002 SHEET 1 OF 2

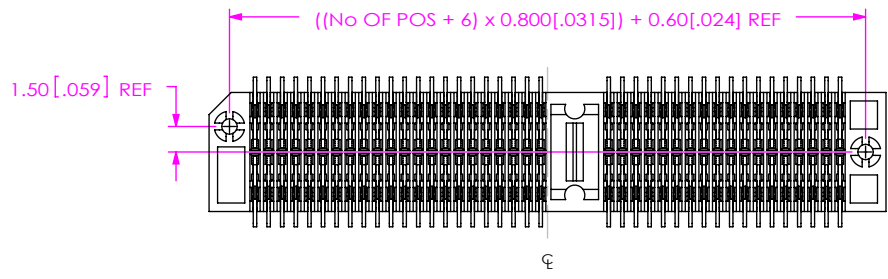
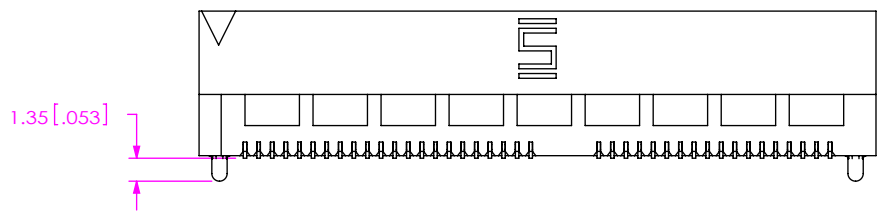
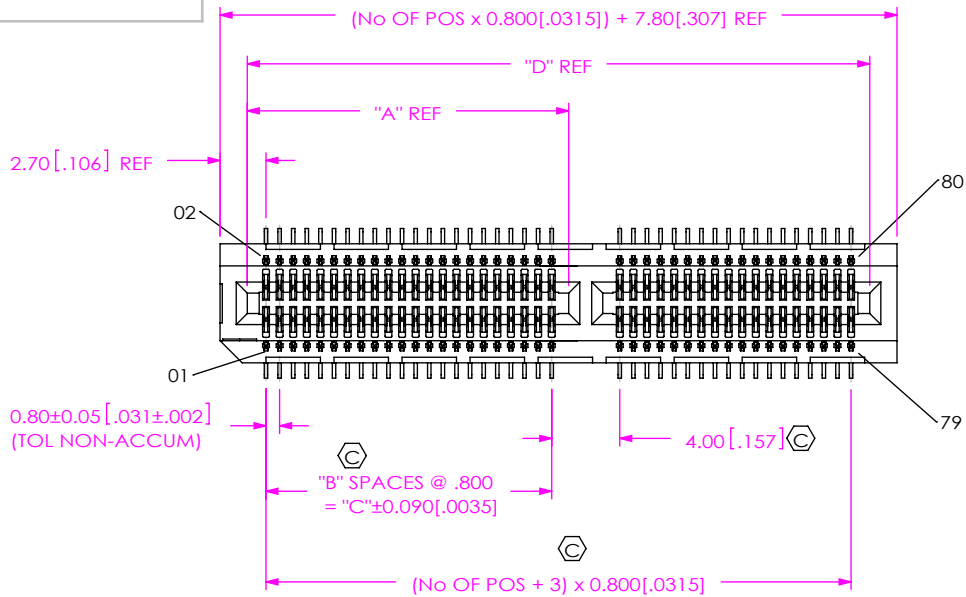


FIG 2

FOR POSITIONS -40 THRU 70
(SAME AS FIG 1, UNLESS OTHERWISE STATED)
(SHOWN: MEC8-140-01-XX-DV-A)

No OF POS	"A" REF	"B"	"C"	"D" REF
-40	18.900[.744]	21	16.800[.661]	36.600[1.441]
-45	20.500[.807]	23	18.400[.724]	40.600[1.598]
-50	22.900[.902]	26	20.800[.819]	44.600[1.756]
-60	26.900[1.059]	31	24.800[.976]	52.600[2.071]
-70	30.900[1.217]	36	28.800[1.134]	60.600[2.386]

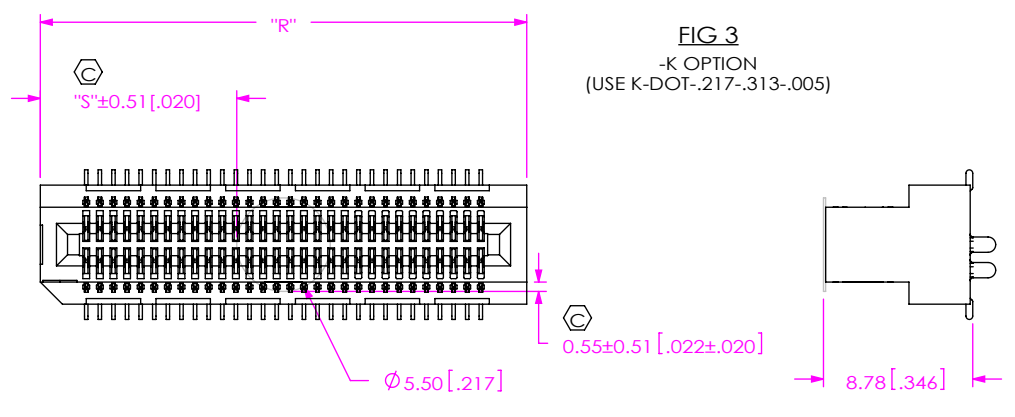


FIG 3
-K OPTION
(USE K-DOT-.217-.313-.005)

TABLE 3		
No OF POS	"R"	"S"
-10 THRU *-35	$(\text{No OF POS} \times 0.80 [0.0315]) + 4.60 [0.181] \text{ REF}$	$((\text{"R"} - 5.50 [0.217]) / 2) \pm 0.51 [0.020]$
-40 THRU -70	$(\text{No OF POS} \times 0.80 [0.0315]) + 7.80 [0.307] \text{ REF}$	

* = NOT RELEASED FOR SALE

F:\DWG\MISC\MKTG\MEC8-1XX-XX-XX-DV-XX-X-XX-MKT.SLDDRW

PROPRIETARY NOTE
 THIS DOCUMENT CONTAINS CONFIDENTIAL AND PROPRIETARY INFORMATION AND ALL DESIGN, MANUFACTURING, REPRODUCTION, USE, PATENT RIGHTS AND SALES RIGHTS ARE EXPRESSLY RESERVED BY SAMTEC, INC. THIS DOCUMENT SHALL NOT BE DISCLOSED, IN WHOLE OR PART, TO ANY UNAUTHORIZED PERSON OR ENTITY NOR REPRODUCED, TRANSFERRED OR INCORPORATED IN ANY OTHER PROJECT IN ANY MANNER WITHOUT THE EXPRESS WRITTEN CONSENT OF SAMTEC, INC.

DO NOT SCALE DRAWING
 SHEET SCALE: 1:0.444444



520 PARK EAST BLVD, NEW ALBANY, IN 47150
 PHONE: 812-944-6733 FAX: 812-948-5047
 e-Mail: info@SAMTEC.com code: 55322

DESCRIPTION:
 0.8mm DUAL VERTICAL MOUNT MINI-EDGE CARD ASSEMBLY

DWG. NO.
MEC8-1XX-XX-XX-DV-XX-X-XX

BY: CHAD F 04/09/2002 SHEET 2 OF 2