

1-292254-0 ✓ ACTIVE



## AMP CT

TE Internal #: 1-292254-0

Connector Assembly, Plug to Plug Relay Header, Wire-to-Panel, 10  
Position, .078 in [2 mm] Centerline, 1 Row, Natural, Mating  
Retention, Signal, AMP CT

[View on TE.com >](#)

Connectors > PCB Connectors > Wire-to-Board Connectors > Wire-to-Board Connector Assemblies & Housings



Connector Product Type: **Connector Assembly**

Connector & Housing Type: **Plug to Plug Relay Header**

Connector System: **Wire-to-Panel**

Number of Positions: **10**

Centerline (Pitch): **2 mm [ .078 in ]**

## Features

### Product Type Features

Connector Product Type	Connector Assembly
Connector & Housing Type	Plug to Plug Relay Header
Connector System	Wire-to-Panel
Sealable	No

### Configuration Features

Number of Positions	10
Number of Rows	1

### Electrical Characteristics

Operating Voltage	125 V
-------------------	-------

### Body Features

Primary Product Color	Natural
-----------------------	---------

### Contact Features

Contact Retention Within Housing	Without
----------------------------------	---------



Contact Type	Pin
--------------	-----

Contact Base Material	Brass
-----------------------	-------

Contact Current Rating (Max)	4 A
------------------------------	-----

### Mechanical Attachment

Strain Relief	Without
---------------	---------

Panel Mount Feature	With
---------------------	------

Panel Mount Feature Type	Latches
--------------------------	---------

Mating Retention Type	Locking Latch
-----------------------	---------------

Mating Retention	With
------------------	------

Connector Mounting Type	Panel Mount
-------------------------	-------------

### Housing Features

Housing Material	Nylon 66
------------------	----------

Centerline (Pitch)	2 mm [.078 in]
--------------------	----------------

### Dimensions

Connector Length	23.78 mm [.936 in]
------------------	--------------------

Panel Thickness (Recommended)	.81 – 1.6 mm [.032 – .063 in]
-------------------------------	-------------------------------

Connector Height	12 mm [.472 in]
------------------	-----------------

Connector Width	6 mm [.236 in]
-----------------	----------------

### Usage Conditions

Operating Temperature Range	-40 – 105 °C [-40 – 221 °F]
-----------------------------	-----------------------------

### Operation/Application

Circuit Application	Signal
---------------------	--------

### Industry Standards

Agency/Standard	CSA, UL
-----------------	---------

Approved Standards	UL Recognized
--------------------	---------------

UL Flammability Rating	UL 94V-0
------------------------	----------

### Packaging Features

Packaging Quantity	300
--------------------	-----

Packaging Method	Bag & Box
------------------	-----------

### Product Compliance

For compliance documentation, visit the product page on [TE.com](https://www.te.com)>



EU RoHS Directive 2011/65/EU	Compliant
EU ELV Directive 2000/53/EC	Compliant
China RoHS 2 Directive MIIT Order No 32, 2016	No Restricted Materials Above Threshold
EU REACH Regulation (EC) No. 1907/2006	<p>Current ECHA Candidate List: JUNE 2023 (235)</p> <p>Candidate List Declared Against: JUNE 2023 (235)</p> <p>SVHC &gt; Threshold:</p> <p>Melamine (3% in Component Part)</p> <p><b>Article Safe Usage Statements:</b>                      Wash thoroughly after handling. Do not handle until all safety precautions have been read and understood. Recycle if possible and dispose of the article by following all applicable governmental regulations relevant to your geographic location.</p>
Halogen Content	Low Halogen - Br, Cl, F, I < 900 ppm per homogenous material. Also BFR/CFR/PVC Free
Solder Process Capability	Not applicable for solder process capability

Product Compliance Disclaimer

This information is provided based on reasonable inquiry of our suppliers and represents our current actual knowledge based on the information they provided. This information is subject to change. The part numbers that TE has identified as EU RoHS compliant have a maximum concentration of 0.1% by weight in homogenous materials for lead, hexavalent chromium, mercury, PBB, PBDE, DBP, BBP, DEHP, DIBP, and 0.01% for cadmium, or qualify for an exemption to these limits as defined in the Annexes of Directive 2011/65/EU (RoHS2). Finished electrical and electronic equipment products will be CE marked as required by Directive 2011/65/EU. Components may not be CE marked. Additionally, the part numbers that TE has identified as EU ELV compliant have a maximum concentration of 0.1% by weight in homogenous materials for lead, hexavalent chromium, and mercury, and 0.01% for cadmium, or qualify for an exemption to these limits as defined in the Annexes of Directive 2000/53/EC (ELV). Regarding the REACH Regulation, the information TE provides on SVHC in articles for this part number is based on the latest European Chemicals Agency (ECHA) 'Guidance on requirements for substances in articles' posted at this URL: <https://echa.europa.eu/guidance-documents/guidance-on-reach>


## Compatible Parts




Also in the Series | **AMP CT**



PCB Connector Mounting(46)



PCB Headers & Receptacles(756)



Wire-to-Board Connector Assemblies & Housings(256)



Wire-to-Board Connector Contacts(8)


## Customers Also Bought



TE Part #292156-6  
CT RELAY HDR ASSY FREE HANGING



TE Part #4-353294-0  
AMP MINI D/R HDR HSG 40P NATU



TE Part #1-292215-2  
MINI CT SGL RELAY 12P NAT



TE Part #2-353294-8  
AMP MINI D/R HDR HSG 28P NATU



TE Part #3-353294-2  
AMP MINI D/R HDR HSG 32P NATU



TE Part #3-353293-6  
1.5MM CT MT REC ASSY 16P BLACK



TE Part #3-353293-7  
1.5MM CT MT REC ASSY 17P BLACK



TE Part #3-353293-0  
1.5MM CT MT REC ASSY 10P BLACK



TE Part #8-292112-6  
MT REC ASSY (#26,28)



TE Part #8-292112-4  
MT REC ASSY (#26,28)

## Documents

### Product Drawings

[CT RELAY HDR ASSY 10P NAT](#)

English

### CAD Files

[3D PDF](#)

[3D](#)

### Customer View Model

[ENG\\_CVM\\_CVM\\_1-292254-0\\_D.2d\\_dxf.zip](#)



English

Customer View Model

[ENG\\_CVM\\_CVM\\_1-292254-0\\_D.3d\\_igs.zip](#)

English

Customer View Model

[ENG\\_CVM\\_CVM\\_1-292254-0\\_D.3d\\_stp.zip](#)

English

By downloading the CAD file I accept and agree to the [Terms and Conditions](#) of use.

---

### Product Specifications

AMP COMMON TERMINATION (CT), CONNECTOR, 2mm PITCH, M/T TYPE, LEAD FREE VERSION

Japanese

[Product Specification](#)

Japanese

---

### Product Environmental Compliance

[MD\\_1-292254-0\\_02022017734\\_dmtec](#)

English

[MD\\_1-292254-0\\_02022017734\\_dmtec](#)

English