

SAW Filter 1280.180MHz
Part No: MP01065

Model: TA0726A
Rev No: 2

A. MAXIMUM RATING:

1. Input Power Level: 10dBm
2. DC Voltage: 3V
3. Operating Temperature: -40°C to +85°C
4. Storage Temperature: -50°C to +95°C

B. ELECTRICAL CHARACTERISTICS:

1. Terminating source impedance (differential): $Z_S = 150\Omega // 27nH$
2. Terminating load impedance (differential): $Z_L = 150\Omega // 27nH$

Item	Unit	Min.	Typ.	Max.	Note
Center Frequency Fc	MHz	-	1280.18	-	-
Bandwidth at -2dB	MHz	40	56	-	-
Insertion Loss in 1260.18 ~ 1300.18MHz	dB	-	2.1	5	-
Amplitude ripple (1260.18 ~ 1300.18MHz)	dB	-	0.8	2	-
Phase error (1260.18 ~ 1300.18MHz) (3)	deg	-	5.2	6.5	-
Group Delay ripple(1260.18 ~ 1300.18MHz)	ns	-	13	25	-
I/O VSWR (1260.18 MHz ~ 1300.18MHz)		-	2	2.5	-
Attenuation (1)					
50 ~ 1198.12MHz	dB	44	50	-	-
1362.24 ~ 2000MHz	dB	46	55	-	-
2000 ~ 4250MHz	dB	35	38	-	-
4250 ~ 6000MHz	dB	30	38	-	-

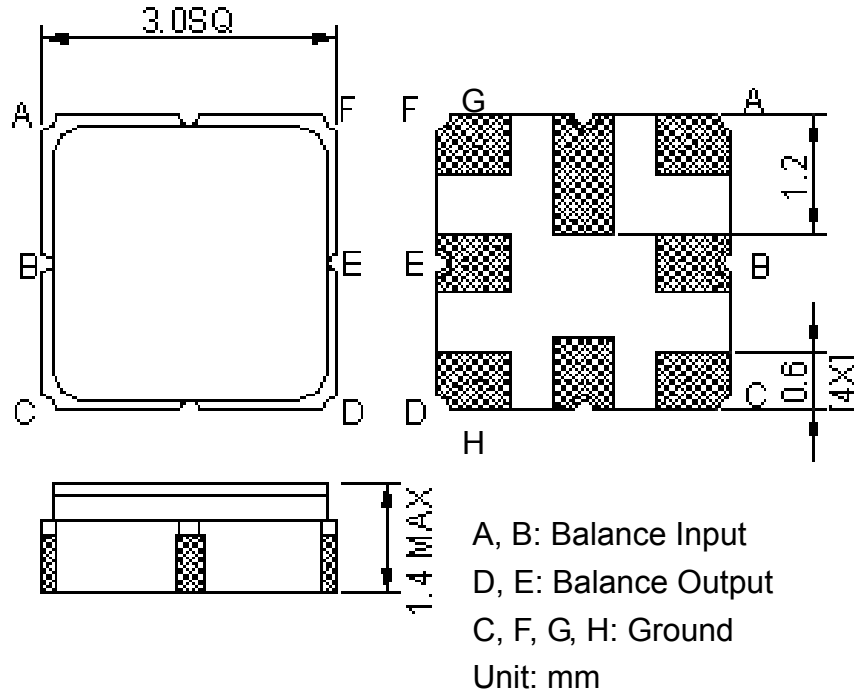
Notes:

1. The amplitude reference is insertion loss at Fc.
2. The amplitude ripple is defined as the max. level - min. level over any 30MHz block of the given bandwidth.
3. The phase error is measured over any 30 MHz block of the given bandwidth.

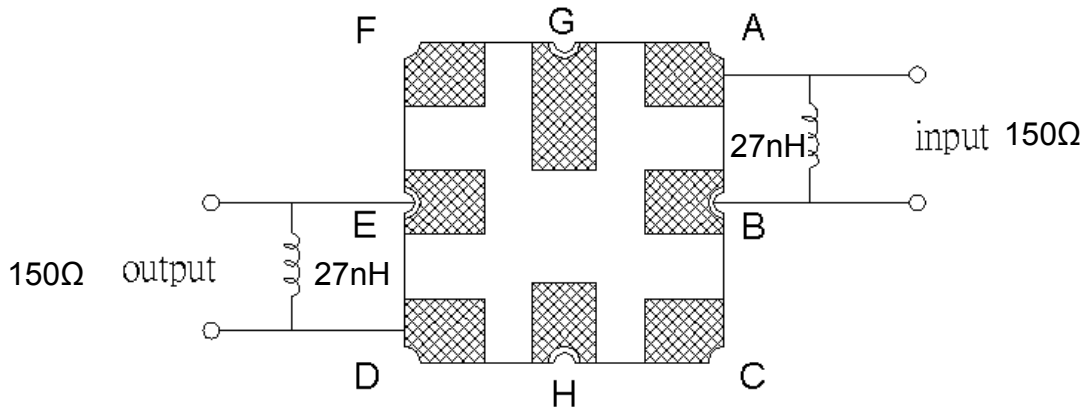
SAW Filter 1280.180MHz
Part No: MP01065

Model: TA0726A
Rev No: 2

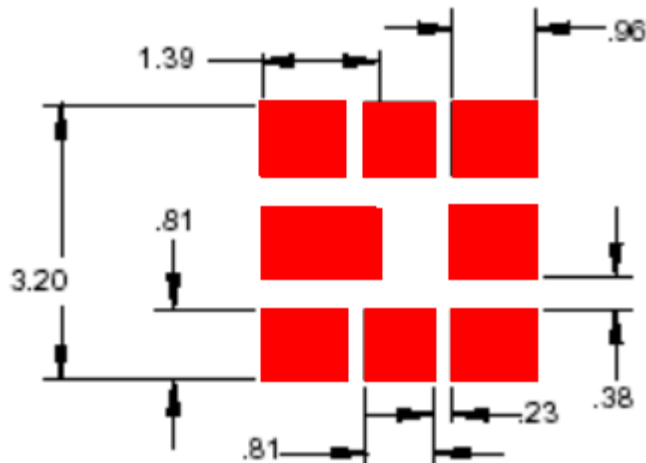
C. OUTLINE DRAWING:



D. MEASUREMENT CIRCUIT:



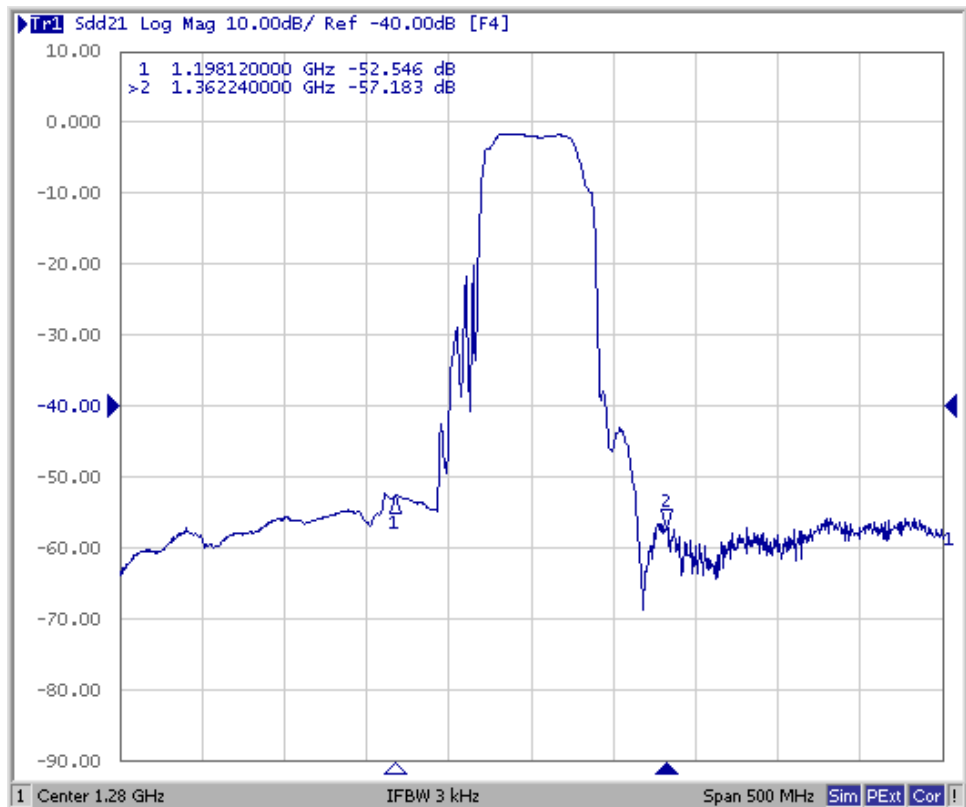
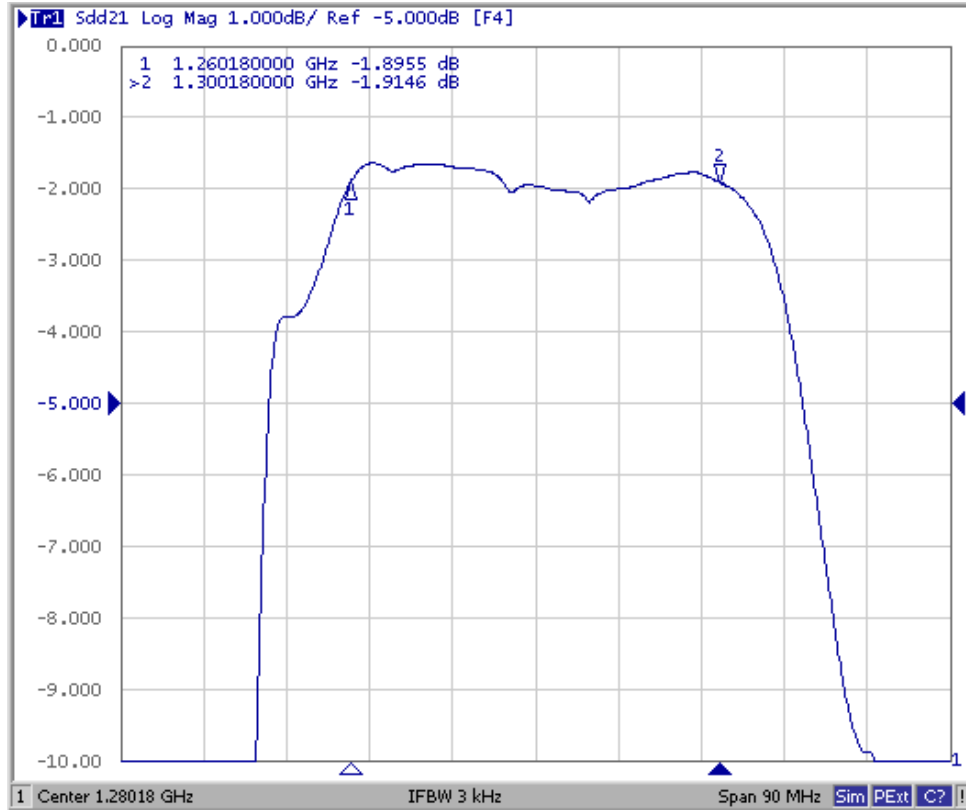
E. PCB FOOTPRINT:



SAW Filter 1280.180MHz
Part No: MP01065

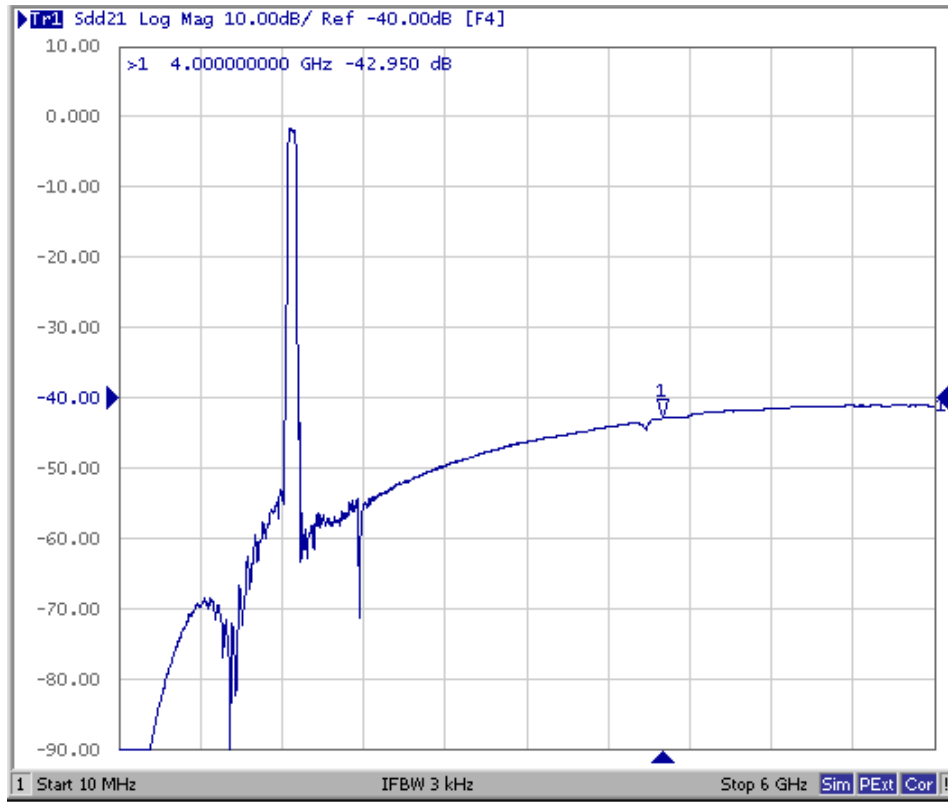
Model: TA0726A
Rev No: 2

F. FREQUENCY CHARACTERISTICS:



SAW Filter 1280.180MHz
Part No: MP01065

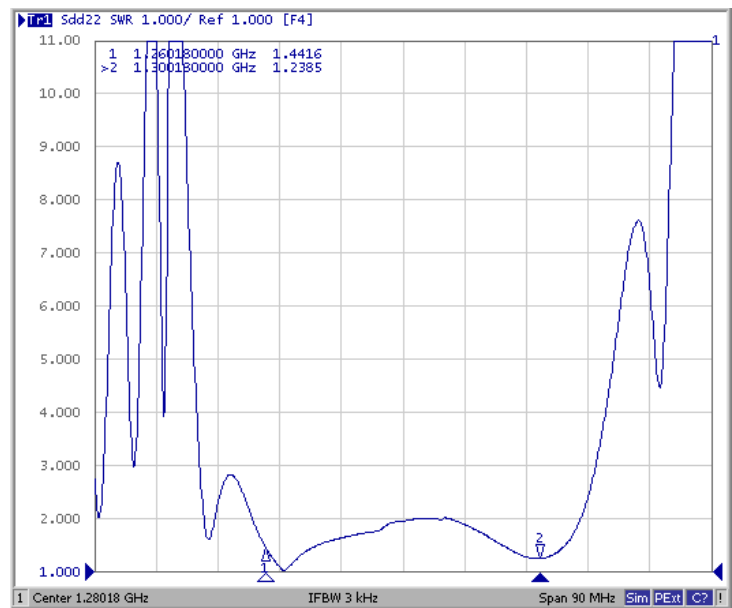
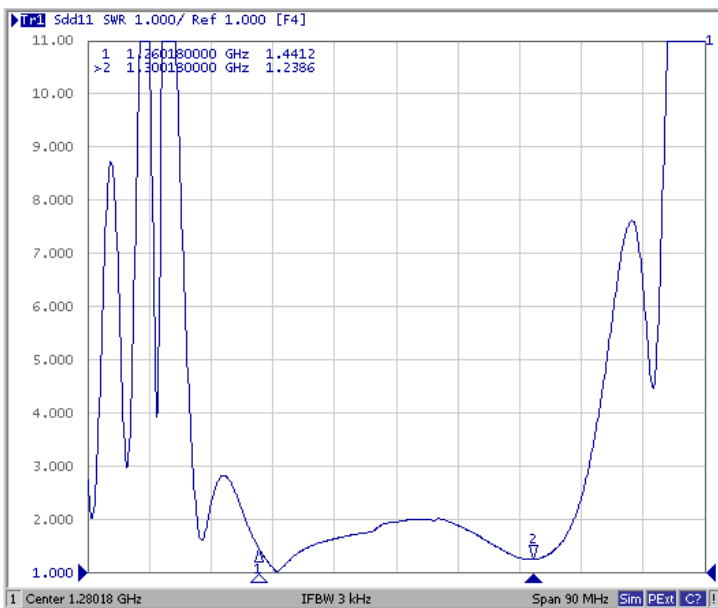
Model: TA0726A
Rev No: 2



Reflection Functions

S11

S22

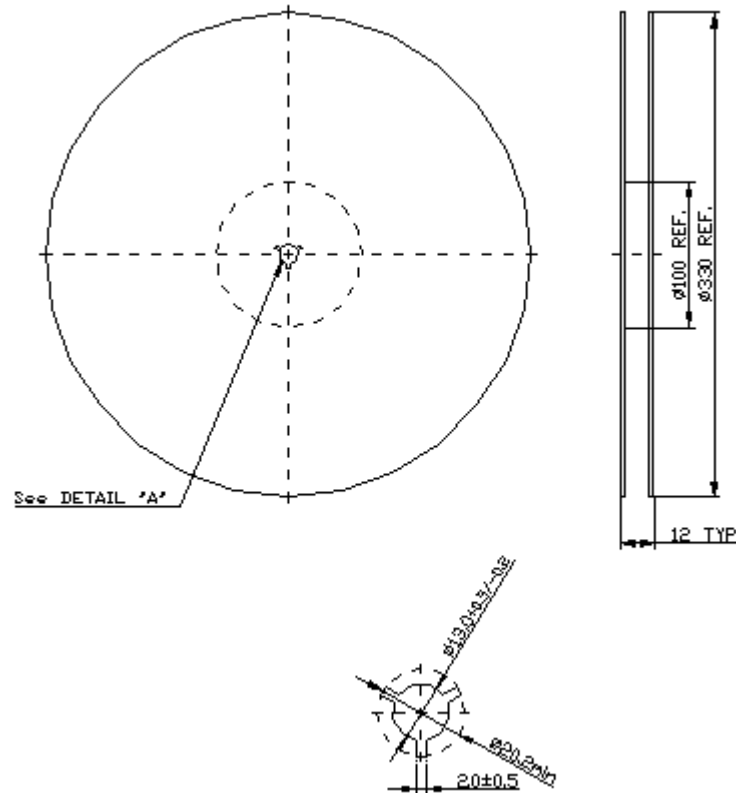


SAW Filter 1280.180MHz
Part No: MP01065

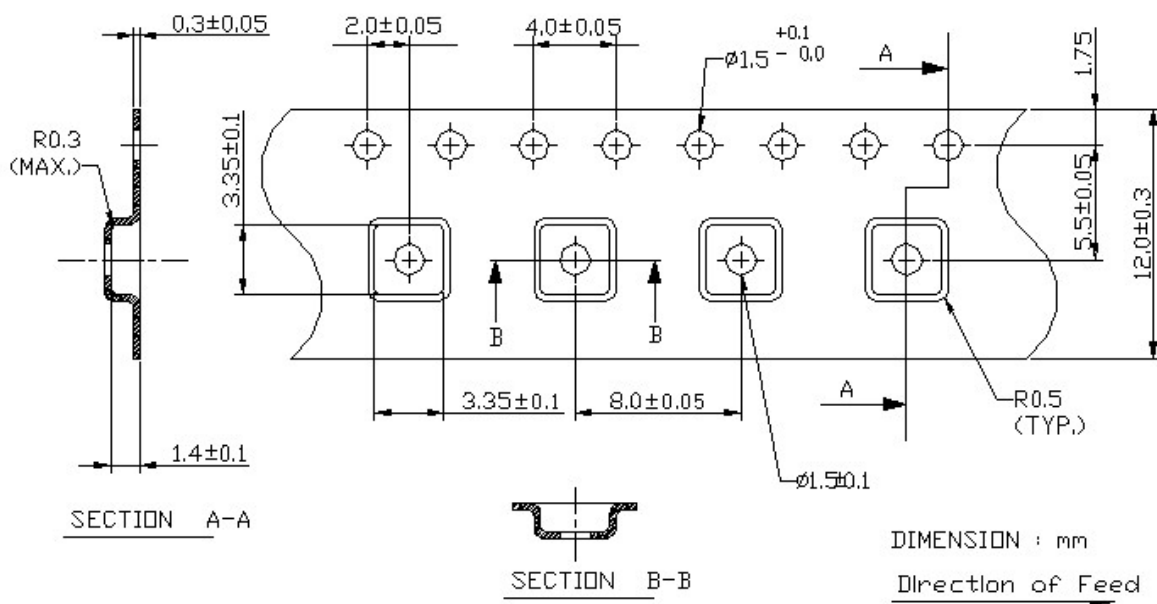
Model: TA0726A
Rev No: 2

G. PACKING:

- 1. Reel Dimension (Reel Count: 7" = 1000; 13" = 3000)



- 2. Tape Dimension



SAW Filter 1280.180MHz
Part No: MP01065

Model: TA0726A
Rev No: 2

H. RECOMMENDED REFLOW PROFILE:

