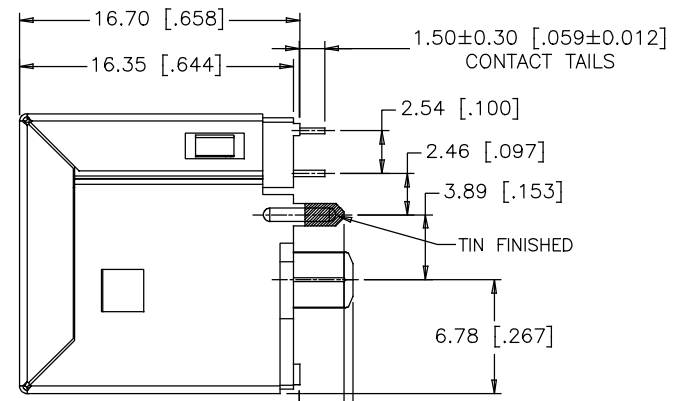
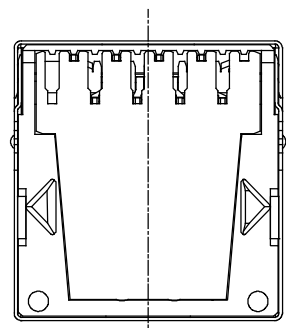


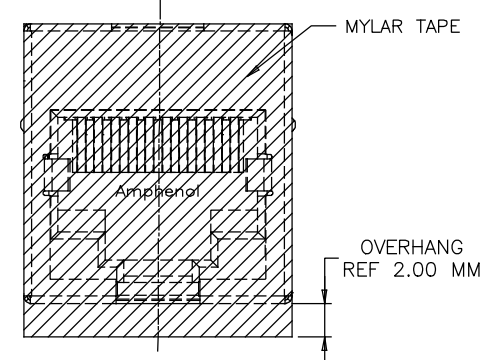
FRONT VIEW



SIDE VIEW

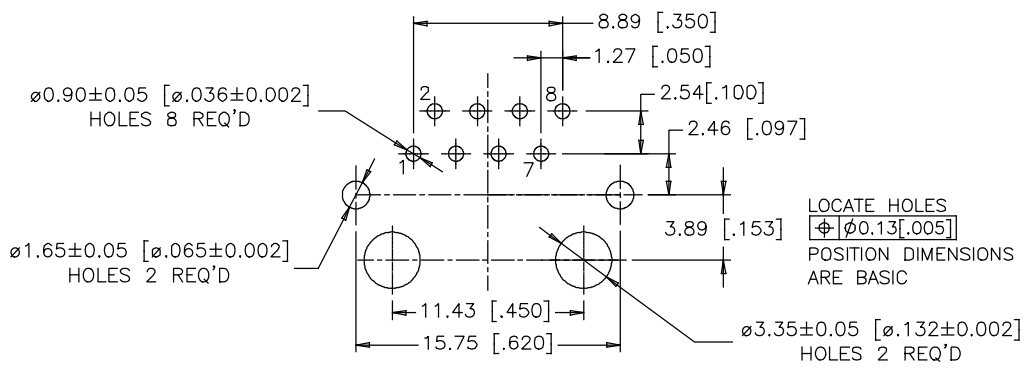


BACK VIEW

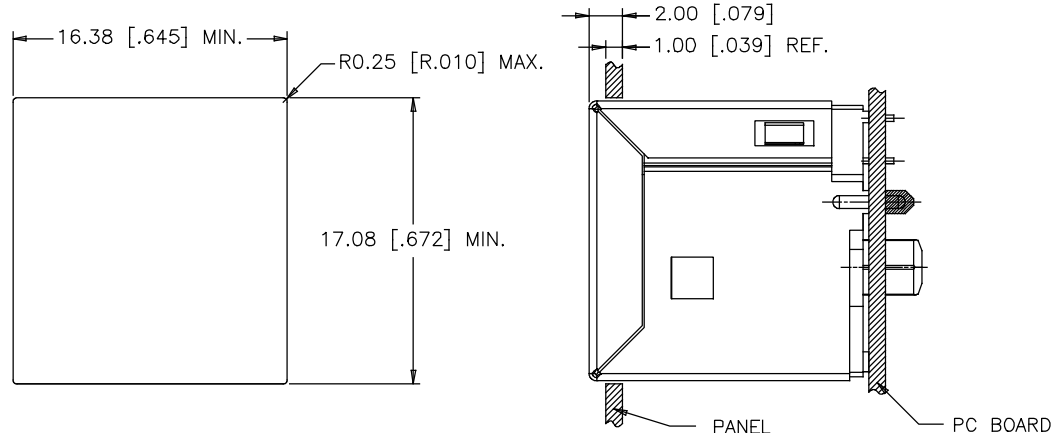


FRONT VIEW (WITH MYLAR TAPE SHOWN)

REVISIONS			
REV	DESCRIPTION, ECN, EAR NO.	DATE	APP'D
A	PROPOSAL PER EAR# RJ19149	DEC17/19	L.CHAN
B	ADD DIMENSION FOR CARRIER TAPE AS CUSTOMER REQUEST PER EAR# RJ19149	DEC18/19	L.CHAN



RECOMMENDED P.C.B LAYOUT (COMPONENT SIDE OF BOARD)



RECOMMENDED PANEL CUTOUT

NOTES

- 1.MATERIALS
 PLASTIC HOUSING: HIGH TEMPERATURE THERMOPLASTIC. FLAMMABILITY RATING UL 94V-0
 COLOUR: BLACK
 CONTACTS: PHOSPHOR BRONZE
 PLATING: SELECTIVE GOLD PLATING ON MATING SURFACES, SEE PART NO. FOR THICKNESS
 50u" [1.27 MICRONS] MIN.
 NICKEL UNDERPLATE
 100u" [2.54 MICRONS] MIN.
 MATTE TIN ON CONTACT TAILS.
 SHIELD: STAINLESS STEEL WITH TIN FINISHED
- 2.RECOMMENDED SOLDERING TEMPERATURE:
 WAVE SOLDERING PEAK TEMPERATURE 260°C FOR 10 SECONDS MAXIMUM,
 OR REFLOW SOLDERING PEAK TEMPERATURE 260°C FOR 5-8 SECONDS
- 3.AMPHENOL PART NUMBER: RJE74-188-4X10-B

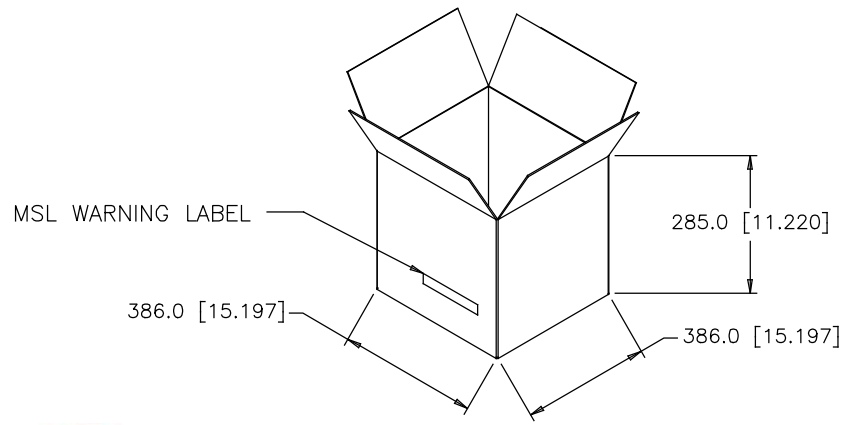
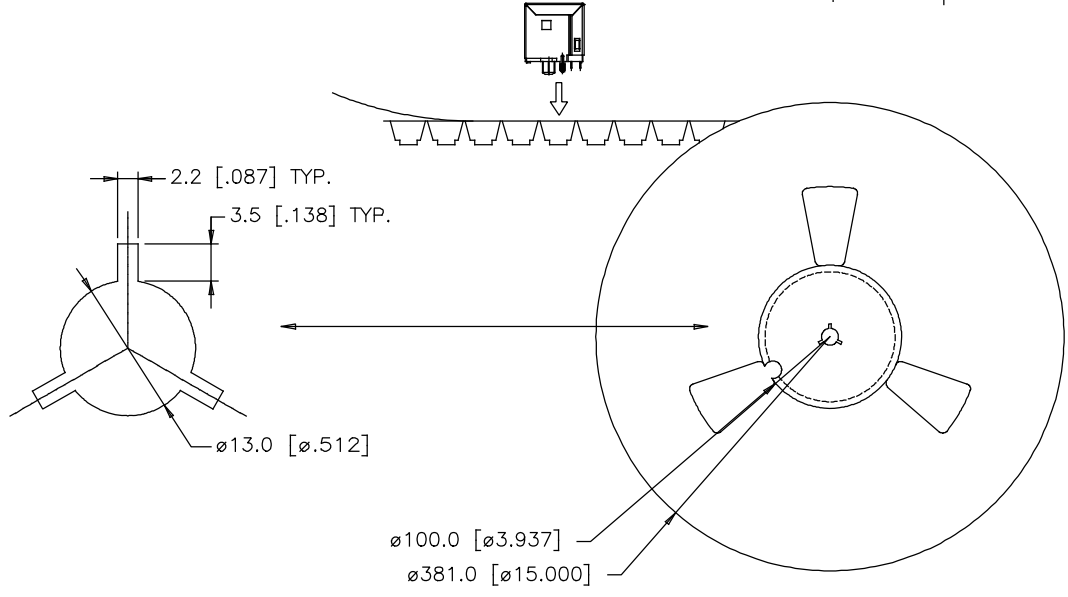
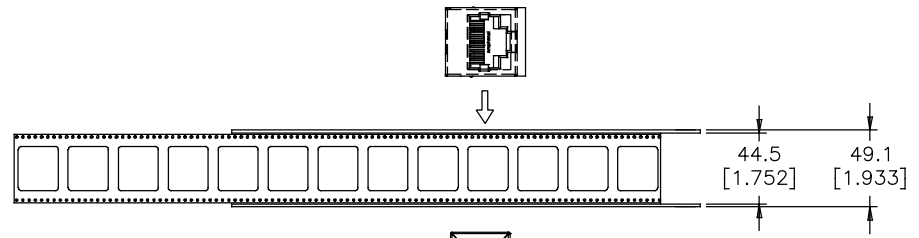
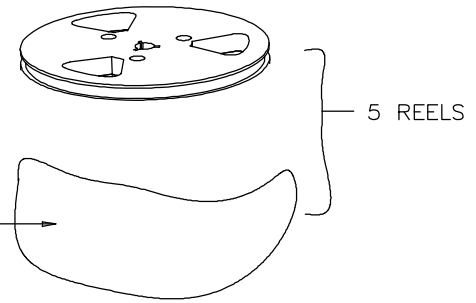
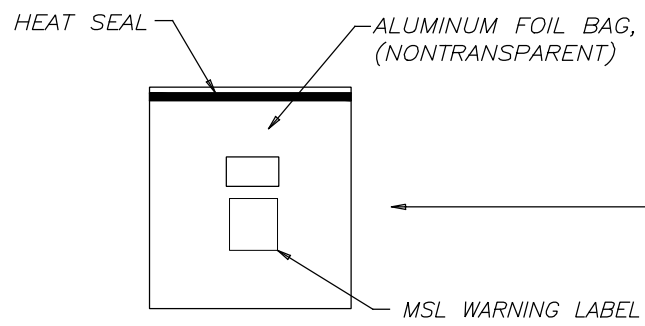
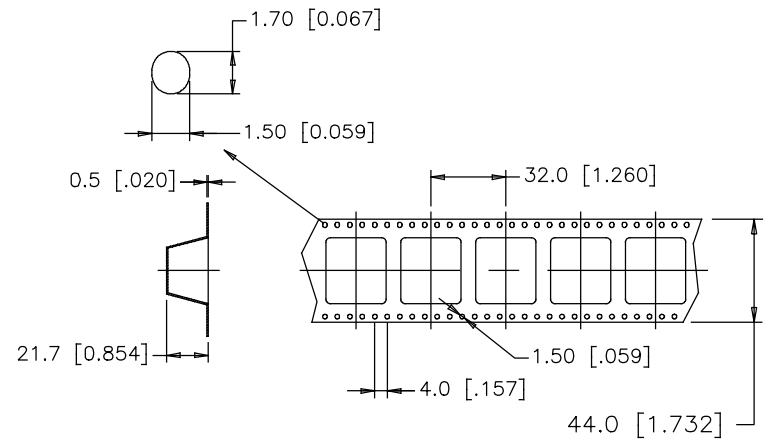
- GOLD PLATING OPTIONS:
 1 = 6u" GOLD PLATING
 2 = 15u" GOLD PLATING
 3 = 30u" GOLD PLATING
 4 = 50u" GOLD PLATING
 5 = 1~3u" GOLD PLATING



THIS DOCUMENT CONTAINS PROPRIETARY INFORMATION AND SUCH INFORMATION MAY NOT BE DISCLOSED TO OTHERS FOR ANY PURPOSE OR USED FOR MANUFACTURING PURPOSES WITHOUT WRITTEN PERMISSION FROM AMPHENOL CANADA CORP.

UNLESS SPECIFIED OTHERWISE PRIMARY UNITS MILLIMETERS	DRAWN RONNIE.C CHECKED KELVIN.T	DEC17/19 DEC17/19	Amphenol Canada Corp. Commercial Products
SECONDARY INCHES REFERENCE IN PARENTHESES	M.E. APP'D Q.A. APP'D		
GENERAL TOLERANCES	DWG APP'D		MODULAR JACK, 8 POSITION 8 CONTACT, SHIELDED WITH REAR SOLDER TAILS, WITH 1.50MM CONTACT TAILS AND 2.68MM SHIELD TAILS, WITH MYLAR TAPE, T&R PACKAGE -RoHS COMPLIANT
1 DECIMAL PLACE ±0.38 2 DECIMAL PLACES ±0.25 3 DECIMAL PLACES ±0.20 ANGULAR DEGREES ±1.5°	ENG. REL. NO. REF. EAR# RJ19149		
	THIRD ANGLE PROJECTION	DO NOT SCALE DRAWING	DWG NO. P-RJE74-188-4X10-B
			REV B
			CODE ID NO. 03554 DWG SIZE X SCALE N/A SHEET 1 OF 2

REVISIONS			
REV	DESCRIPTION, ECN, EAR NO.	DATE	APP'D
A	PROPOSAL PER EAR# RJ19149	DEC17/19	L.CHAN
B	ADD DIMENSION FOR CARRIER TAPE AS CUSTOMER REQUEST PER EAR# RJ19149	DEC18/19	L.CHAN



CARTON PACKAGING REFERENCE

- PACKAGING NOTES:
- ONE REEL SHOULD HOLD 120 CONNECTORS.
 - A FULLY LOADED CARTON SHOULD CONTAIN 5 REELS (600 PCS) OF CONNECTOR.
 - MSL 2a COMPLIANT

THIS DOCUMENT CONTAINS PROPRIETARY INFORMATION AND SUCH INFORMATION MAY NOT BE DISCLOSED TO OTHERS FOR ANY PURPOSE OR USED FOR MANUFACTURING PURPOSES WITHOUT WRITTEN PERMISSION FROM AMPHENOL CANADA CORP.

UNLESS SPECIFIED OTHERWISE	DRAWN RONNIE.C	DEC17/19	Amphenol Canada Corp. Commercial Products
PRIMARY UNITS MILLIMETERS	CHECKED KELVIN.T	DEC17/19	
SECONDARY INCHES	M.E. APP'D		MODULAR JACK, 8 POSITION 8 CONTACT, SHIELDED WITH REAR SOLDER TAILS, WITH 1.50MM CONTACT TAILS AND 2.68MM SHIELD TAILS, WITH MYLAR TAPE, T&R PACKAGE -RoHS COMPLIANT
REFERENCE IN PARENTHESES	Q.A. APP'D		
GENERAL TOLERANCES	DWG APP'D		DWG NO.
1 DECIMAL PLACE ±0.38	ENG. REL. NO.		P-RJE74-188-4X10-B
2 DECIMAL PLACES ±0.25	REF. EAR# RJ19149		
3 DECIMAL PLACES ±0.20	THIRD ANGLE PROJECTION		REV B
ANGULAR DEGREES ±1.5°	DO NOT SCALE DRAWING		CODE ID NO. 03554 DWG SIZE X SCALE N/A SHEET 2 OF 2