

2-292141-2 ✓ ACTIVE



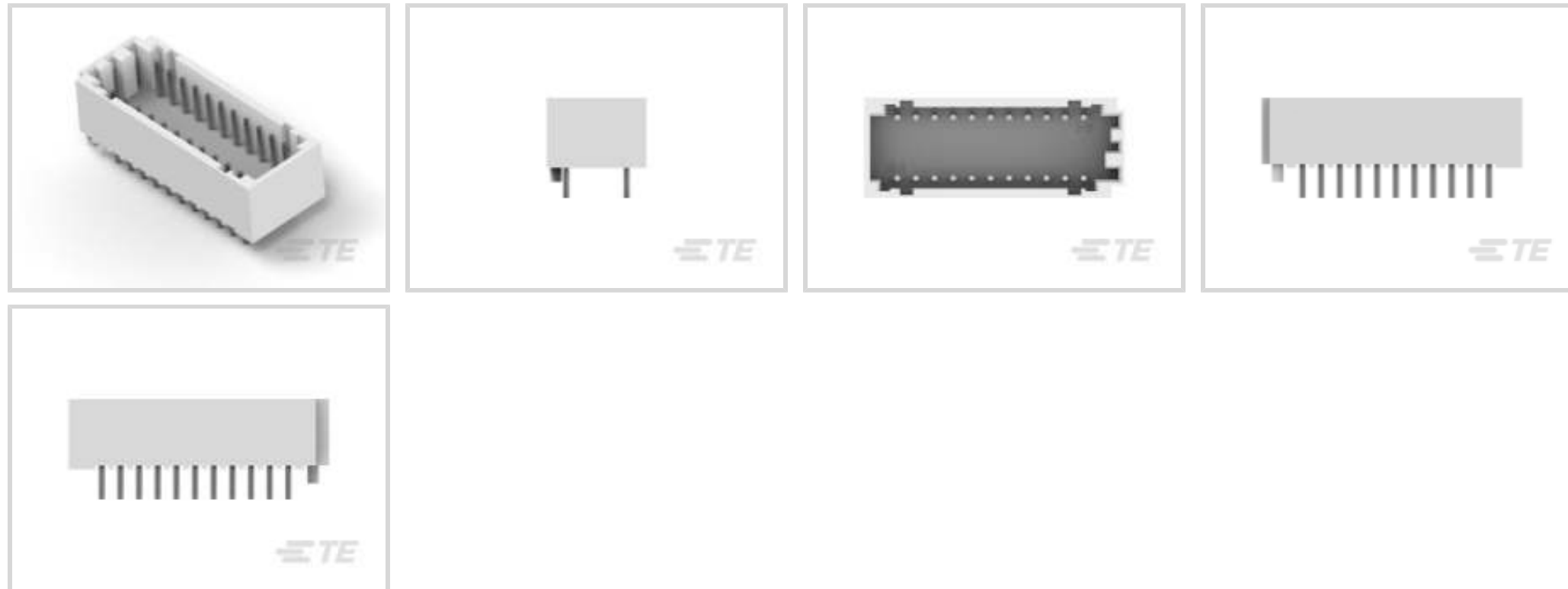
AMP CT

TE Internal #: 2-292141-2

PCB Mount Header, Vertical, Wire-to-Board, 22 Position, 2 mm [.079 in] Centerline, Fully Shrouded, Tin, Through Hole - Solder, Power & Signal, AMP CT

[View on TE.com >](#)

Connectors > PCB Connectors > PCB Headers & Receptacles > CT 2mm Dbl Row Assembly w/Boss: Vert.



Connector System: **Wire-to-Board**

Number of Positions: **22**

Number of Rows: **2**

Centerline (Pitch): **2 mm [.079 in]**

PCB Mount Orientation: **Vertical**

[All CT 2mm Dbl Row Assembly w/Boss: Vert. \(26\)](#)

Features

Product Type Features

| | |
|-----------------------------------|-----------------------|
| Connector System | Wire-to-Board |
| Header Type | Fully Shrouded |
| Sealable | No |
| Connector & Contact Terminates To | Printed Circuit Board |
| PCB Connector Assembly Type | PCB Mount Header |

Configuration Features

| | |
|-----------------------|----------|
| Number of Positions | 22 |
| Number of Rows | 2 |
| PCB Mount Orientation | Vertical |

Electrical Characteristics

| | |
|-------------------|---------|
| Operating Voltage | 125 VAC |
|-------------------|---------|

Body Features



| | |
|-----------------------|---------|
| Primary Product Color | Natural |
|-----------------------|---------|

Contact Features

| | |
|---|---------------------------|
| Contact Mating Area Length | 4.7 mm[.185 in] |
| PCB Contact Termination Area Plating Material Thickness | 1 μ m[39.37 μ in] |
| Contact Layout | Inline |
| Mating Pin Diameter | .6 mm[.024 in] |
| Contact Shape & Form | Round, Rounded |
| Contact Mating Area Plating Material Finish | Bright |
| PCB Contact Termination Area Plating Material | Tin |
| Contact Base Material | Brass |
| Contact Mating Area Plating Material | Tin |
| Contact Type | Pin |
| Contact Current Rating (Max) | 4 A |

Termination Features

| | |
|---|-----------------------|
| Round Termination Post & Tail Diameter | .6 mm[.024 in] |
| Termination Post & Tail Length | 3.2 mm[.126 in] |
| Termination Method to Printed Circuit Board | Through Hole - Solder |

Mechanical Attachment

| | |
|--------------------------|----------------|
| PCB Mount Alignment Type | Boss |
| Mating Alignment Type | Polarization |
| Mating Retention | Without |
| PCB Mount Retention Type | Boardlock |
| Mating Retention Type | Polarized Lock |
| Connector Mounting Type | Board Mount |
| Mating Alignment | With |
| PCB Mount Alignment | With |
| PCB Mount Retention | With |

Housing Features

| | |
|--------------------|---------------|
| Housing Material | 66 Nylon |
| Centerline (Pitch) | 2 mm[.079 in] |

Dimensions

| | |
|------------------|-------------------|
| Connector Length | 27.9 mm[1.098 in] |
|------------------|-------------------|



| | |
|------------------|-----------------|
| Connector Height | 7.5 mm[.295 in] |
|------------------|-----------------|

| | |
|-----------------|------------------|
| Connector Width | 10.7 mm[.421 in] |
|-----------------|------------------|

| | |
|-----------------------------|-----------------|
| PCB Thickness (Recommended) | 1.6 mm[.063 in] |
|-----------------------------|-----------------|

| | |
|--------------------|-----------------|
| Row-to-Row Spacing | 6.5 mm[.256 in] |
|--------------------|-----------------|

Usage Conditions

| | |
|-----------------------------|----------------------------|
| Operating Temperature Range | -30 – 105 °C[-22 – 221 °F] |
|-----------------------------|----------------------------|

Operation/Application

| | |
|--------------------------|----------------------|
| Assembly Process Feature | Pick and Place Cover |
|--------------------------|----------------------|

| | |
|---------------------|----------------|
| Circuit Application | Power & Signal |
|---------------------|----------------|

Industry Standards

| | |
|-----------------|---------|
| Agency/Standard | CSA, UL |
|-----------------|---------|

| | |
|--------------------|-----------------------|
| Approved Standards | CSA LR7189, UL E28476 |
|--------------------|-----------------------|

| | |
|------------------------|----------|
| UL Flammability Rating | UL 94V-0 |
|------------------------|----------|

Packaging Features

| | |
|--------------------|-----|
| Packaging Quantity | 160 |
|--------------------|-----|

| | |
|----------------|-----------|
| Packaging Type | Box, Tray |
|----------------|-----------|

Product Compliance

[For compliance documentation, visit the product page on TE.com>](#)

| | |
|------------------------------|-----------|
| EU RoHS Directive 2011/65/EU | Compliant |
|------------------------------|-----------|

| | |
|-----------------------------|-----------|
| EU ELV Directive 2000/53/EC | Compliant |
|-----------------------------|-----------|

| | |
|---|---|
| China RoHS 2 Directive MIIT Order No 32, 2016 | No Restricted Materials Above Threshold |
|---|---|

| | |
|--|--|
| EU REACH Regulation (EC) No. 1907/2006 | Current ECHA Candidate List: JUNE 2023 (235) Candidate List Declared Against: JAN 2023 (233) Does not contain REACH SVHC |
|--|--|

| | |
|-----------------|---|
| Halogen Content | Low Halogen - Br, Cl, F, I < 900 ppm per homogenous material. Also BFR/CFR/PVC Free |
|-----------------|---|

| | |
|---------------------------|------------------------------|
| Solder Process Capability | Wave solder capable to 240°C |
|---------------------------|------------------------------|

Product Compliance Disclaimer

This information is provided based on reasonable inquiry of our suppliers and represents our current actual knowledge based on the information they provided. This information is subject to change. The part numbers that TE has identified as EU RoHS compliant have a maximum concentration of 0.1% by weight in homogenous materials for lead, hexavalent chromium, mercury, PBB, PBDE, DBP, BBP, DEHP, DIBP, and 0.01% for cadmium, or qualify for an exemption to these

limits as defined in the Annexes of Directive 2011/65/EU (RoHS2). Finished electrical and electronic equipment products will be CE marked as required by Directive 2011/65/EU. Components may not be CE marked. Additionally, the part numbers that TE has identified as EU ELV compliant have a maximum concentration of 0.1% by weight in homogenous materials for lead, hexavalent chromium, and mercury, and 0.01% for cadmium, or qualify for an exemption to these limits as defined in the Annexes of Directive 2000/53/EC (ELV). Regarding the REACH Regulation, the information TE provides on SVHC in articles for this part number is based on the latest European Chemicals Agency (ECHA) 'Guidance on requirements for substances in articles' posted at this URL: <https://echa.europa.eu/guidance-documents/guidance-on-reach>

Compatible Parts



TE Part # 2-179608-2
CT DBL ROW HOLDER,MT,22P,NA



TE Part # 2-179472-2
CT DBL ROW HOLDER,CRIMP,22P,NA



TE Part # 2-175133-2
CT DOUBLE ROW 22P HOLDER NATU.


Also in the Series | AMP CT




PCB Connector Mounting(46)



PCB Headers & Receptacles(756)



Wire-to-Board Connector Assemblies & Housings(256)



Wire-to-Board Connector Contacts(8)

Customers Also Bought



TE Part #2-292173-3
AMP COMMON TERMINATION HEADERS



TE Part #1-292132-3
CT 2mm Post Header Asbly: Box V DIP



TE Part #1-770973-0
14P MINI UMNL R/A HDR ASSY SN



TE Part #1-770972-0
12P MINI UMNL R/A HDR ASSY LF



Documents

Product Drawings

[CT DOUBLE ROW ASSY V 22P W/BOS](#)

English

CAD Files

[3D PDF](#)

3D

[Customer View Model](#)

[ENG_CVM_CVM_2-292141-2_O.2d_dxf.zip](#)

English

[Customer View Model](#)

[ENG_CVM_CVM_2-292141-2_O.3d_igs.zip](#)

English

[Customer View Model](#)

[ENG_CVM_CVM_2-292141-2_O.3d_stp.zip](#)

English

By downloading the CAD file I accept and agree to the [Terms and Conditions](#) of use.

Product Specifications

[Product Specification](#)

English

[Product Specification](#)

English

[CT DOUBLE ROW CONNECTOR, LEAD FREE VERSION](#)

Japanese

[Product Specification](#)

Japanese

Product Environmental Compliance

[Product Compliance](#)

English

[Product Compliance](#)

English