


# 100/103/105/106 Series



## Card Edge Connectors

### Features:

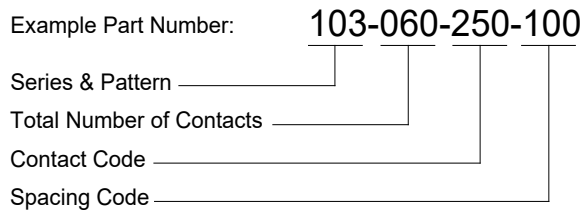
- 0.100" (2.54mm) or 0.200" (5.08mm) contact spacing for contacts on strips
- Other spacings accommodated with loose contacts
- Assemble into 0.062" (1.57mm) nominal thickness P.C. board by staking and/or soldering of contact tails
- Edacon hermaphroditic contact mating design
- Card guides, guide pins, guide sockets and polarizing sleeves to ensure correct alignment and mating design
- Handling and assembly simplified with contacts on strips
- Designed to mate with 100 series contacts in parallel or perpendicular board configurations
- RoHS Compliant



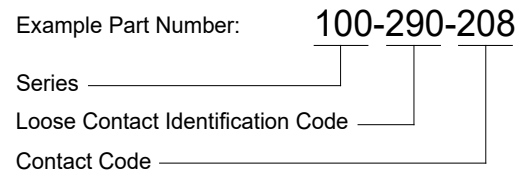
### Specifications:

Contact Material	Copper Alloy
Contact Plating	Gold Plating over Nickel for entire contact
Current Rating	5 or 10 amps (see ordering code notes)
Contact Resistance	10 milliohms maximum
Insertion and Withdrawal Force	2 to 16 oz (0.56 to 4.45 N) per contact

### 103/105/106 CONTACTS ON STRIPS



### 100 SERIES LOOSE CONTACTS



Series	Pattern 5	Pattern Descriptions
103	— — — — —	Horizontal
105		Vertical
106	/ / / / /	45 Degree

Contact Code 1,2,4	Pattern	Contact Spacing
201, 202, 203	105	.200 (5.08)
208	105	.100 (2.54) or .200 (5.08)
250, 251	103 or 106	.200 (5.08)
253	103 or 106	.100 (2.54) or .200 (5.08)

Total Number of Contacts	Descriptions
002, 003,...060	.200 (5.08)
002, 003,...120	.100 (2.54)

Spacing Code	Contact Spacing
100	.100 (2.54)
200	.200 (5.08)

Contact Code 1,2,3,4,6	Silhouette	Tail Length "G"
201		.122 (3.10)
202		.122 (3.10)
203		.122 (3.10)
208		.108 (2.74)
210		.122 (3.10)
250		.122 (3.10)
251		.375 (9.53)
253		.110 (2.79)
258		.497 (12.62)

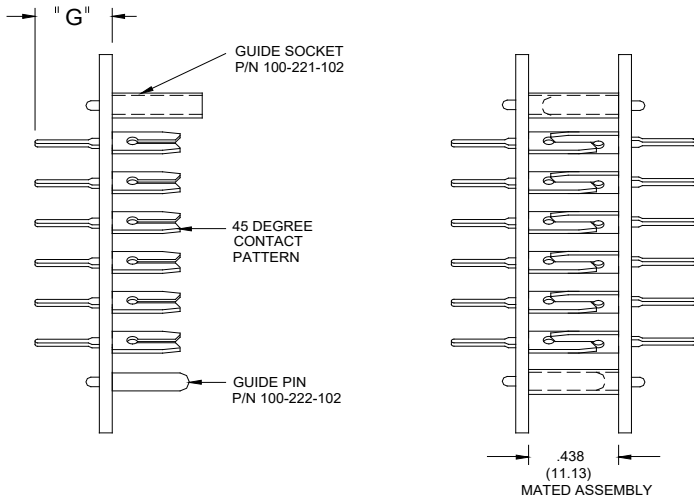
### Ordering Code Notes:

- 1) Contact codes 208, 253 are rated for 5 amps current. All other contacts are rated for 10 amps.
- 2) Contact codes 208, 253 will mate together, but not with other contacts listed.
- 3) Pattern schematics are views towards the tip of the contact tails.
- 4) Consult with EDAC regarding double row staggered patterns for contact codes 250, 251. Available with up to 60 contacts per row, these patterns have .125 (3.18) row spacing for use on mother boards that mate with upper and lower tier daughter boards contacts.
- 5) All strip lengths up to 60 or 120 contacts (as determined by spacing and pattern) are available upon request.
- 6) Contact codes 210 and 258 are available loose only.

## Card Edge Connectors

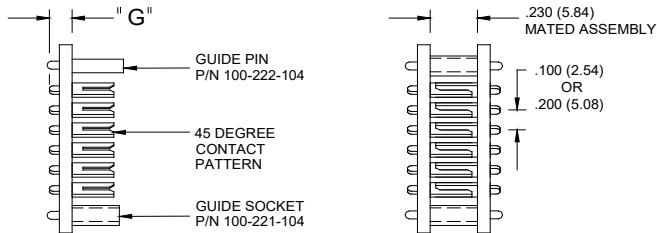
### PARALLEL P.C. BOARDS .200 (5.08) CONTACT SPACING

CONTACT CODES 250, 251  
 .062 (1.57) NOMINAL THICKNESS BOARDS



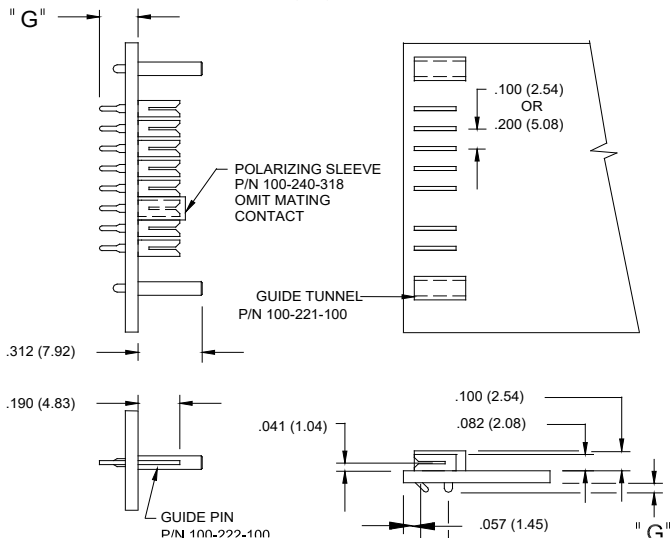
### PARALLEL P.C. BOARDS .100 (2.54) OR .200 (5.08) CONTACT SPACING

CONTACT CODES 253  
 .062 (1.57) NOMINAL THICKNESS BOARDS



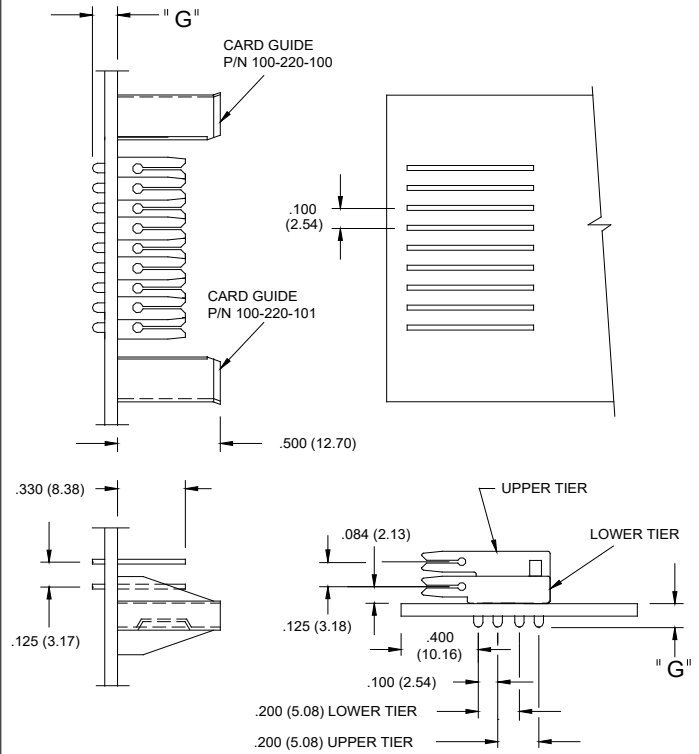
### MOTHER/DAUGHTER BOARDS .100 (2.54) OR .200 (5.08) CONTACT SPACING

MOTHER BOARD - CONTACT CODES 253  
 DAUGHTER BOARD - CONTACT CODE 208  
 .062 (1.57) NOMINAL THICKNESS BOARDS



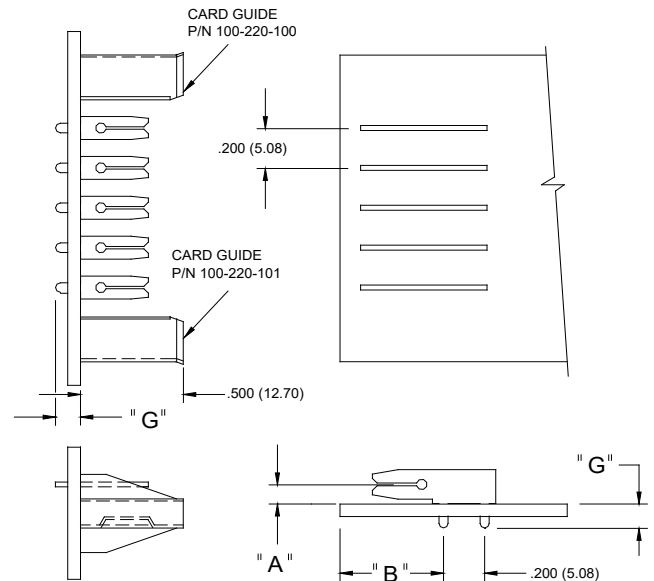
### MOTHER/DAUGHTER BOARDS .100 (2.54) CONTACT SPACING

MOTHER BOARD - CONTACT CODES 250, 251  
 .062 (1.57) NOMINAL THICKNESS BOARDS  
 DAUGHTER BOARD - UPPER TIER CONTACT CODE 201  
 - LOWER TIER CONTACT CODES 202, 203  
 .062 (1.57) NOMINAL THICKNESS BOARDS



### MOTHER/DAUGHTER BOARDS .200 (5.08) CONTACT SPACING

MOTHER BOARD - CONTACT CODES 250, 251  
 .062 (1.57) NOMINAL THICKNESS  
 DAUGHTER BOARD - CONTACT CODES 201, 202, 203  
 .062 (1.57) NOMINAL THICKNESS BOARDS



CONTACT CODE	" A "	" B "
201	.209 (5.31)	.500 (12.70)
202, 203	.084 (2.13)	.400 (10.16)