

# MOVGT

## Integrated MOV/GDT device



### Product features

- Integrated metal oxide varistor (MOV) with gas discharge tube (GDT) device
- Disc sizes from 7 mm to 20 mm
- High surge current
- Drop-in footprint replacement for standard MOVs
- Long lifetime
- Pair with Bussmann™ series axial or radial fuse

### Applications

- Industrial control
- Telecom
- Uninterruptible power supplies
- Lighting
- Medical electronics
- Power supplies
- Switch boards
- Surge strips
- Any Vac circuit

### Agency information

- cURus recognized:  
File number, E340782 per UL1449



### Environmental compliance



### Ordering part number

**MOVGT 07 V055 K**

Family name	MOVGT
Size	07
Recommended maximum continuous operating voltage (MCOV), [V055= 55 Vac]	V055
Tolerance (K=10%)	K



Powering Business Worldwide

Electrical characteristics (+25 °C)

Part number	UL Volts (V <sub>ac</sub> )	Recommended MCOV (V <sub>ac</sub> )	UL MCOV (V <sub>ac</sub> )	Split components parameters		Platform voltage (V <sub>1000 V/μs</sub> )	Peak voltage (V <sub>1000 V/μs</sub> )	Withstanding surge current 1.2/50-3/20 μs 2 kV - 1 kA (Times)	MOV withstanding surge current 8/20 μs (A) (1 time)	Maximum energy 10/1000 μs (J)	Capacitance (Reference) @ 1 kHz (pF)
				MOV voltage (V <sub>1 mA</sub> )	GDT voltage (V <sub>100 V/s</sub> )						
<b>7 mm Disc</b>											
MOVGT07V055K	52	55	70	82(74-90)	90(72-108)	≤150	≤710	40	1750	10	5
MOVGT07V060K	52	60	70	82(74-90)	350(280-420)	≤150	≤1020	40	1750	10	5
MOVGT07V070K	65	70	85	100(90-110)	90(72-108)	≤180	≤710	40	1750	12.5	5
MOVGT07V075K	65	80	85	100(90-110)	350(280-420)	≤180	≤1020	40	1750	12.5	5
MOVGT07V080K	75	80	100	120(108-132)	90(72-108)	≤210	≤710	40	1750	13	5
MOVGT07V090K	75	90	100	120(108-132)	350(280-420)	≤210	≤1020	40	1750	13	5
MOVGT07V100K	95	100	120	150(135-165)	90(72-108)	≤270	≤708	40	1750	15	5
MOVGT07V115K	95	115	120	150(135-165)	350(280-420)	≤270	≤1020	40	1750	15	5
MOVGT07V120K	115	120	150	180(162-198)	90(72-108)	≤320	≤710	40	1750	16	5
MOVGT07V135K	115	140	150	180(162-198)	350(280-420)	≤320	≤1020	40	1750	16	5
MOVGT07V140K	130	140	170	200(180-220)	90(72-108)	≤350	≤710	40	1750	17	5
MOVGT07V145K	130	150	170	200(180-220)	350(280-420)	≤350	≤1020	40	1750	17	5
MOVGT07V150K	140	150	185	220(198-242)	350(280-420)	≤390	≤1020	40	1750	19	5
MOVGT07V170K	140	180	185	220(198-242)	600(480-720)	≤390	≤1320	40	1750	19	5
MOVGT07V160K	150	160	200	240(216-264)	350(280-420)	≤430	≤1020	40	1750	21	5
MOVGT07V180K	150	190	200	240(216-264)	600(480-720)	≤430	≤1320	40	1750	21	5
MOVGT07V190K	175	185	230	270(243-297)	350(280-420)	≤480	≤1020	40	1750	24	5
MOVGT07V210K	175	210	230	270(243-297)	600(480-720)	≤480	≤1320	40	1750	24	5
MOVGT07V200K	190	200	250	300(270-330)	350(280-420)	≤530	≤1020	40	1750	26	5
MOVGT07V230K	190	240	250	300(270-330)	600(480-720)	≤530	≤1320	40	1750	26	5
MOVGT07V220K	210	220	280	330(297-363)	350(280-420)	≤580	≤1020	40	1750	28	5
MOVGT07V250K	210	260	280	330(297-363)	600(480-720)	≤580	≤1320	40	1750	28	5
MOVGT07V240K	230	240	300	360(324-396)	350(280-420)	≤640	≤1020	40	1750	32	5
MOVGT07V270K	230	270	300	360(324-396)	600(480-720)	≤640	≤1320	40	1750	32	5
MOVGT07V260K	250	260	330	390(351-429)	350(280-420)	≤690	≤1020	40	1750	35	5
MOVGT07V310K	250	310	330	390(351-429)	1000(800-1200)	≤690	≤1800	40	1750	35	5
MOVGT07V300K	275	300	360	430(387-473)	600(480-720)	≤760	≤1320	40	1750	40	5
MOVGT07V330K	275	340	360	430(387-473)	1000(800-1200)	≤760	≤1800	40	1750	40	5
MOVGT07V320K	300	320	390	470(423-517)	600(480-720)	≤830	≤1320	40	1750	42	5
MOVGT07V360K	300	360	390	470(423-517)	1000(800-1200)	≤830	≤1800	40	1750	42	5
MOVGT07V340K	320	340	420	510(459-561)	600(480-720)	≤986	≤1320	40	1750	45	5
MOVGT07V390K	320	400	420	510(459-561)	1000(800-1200)	≤900	≤1800	40	1750	45	5
MOVGT07V370K	350	370	460	560(504-616)	600(480-720)	≤986	≤1320	40	1750	49	5
MOVGT07V420K	350	420	460	560(504-616)	1000(800-1200)	≤990	≤1800	40	1750	49	5
MOVGT07V400K	385	400	510	620(558-682)	600(480-720)	≤1100	≤1320	40	1750	55	5
MOVGT07V460K	385	460	510	620(558-682)	1000(800-1200)	≤1100	≤1800	40	1750	55	5
MOVGT07V440K	420	440	550	680(612-748)	600(480-720)	≤1200	≤1320	40	1750	60	5
MOVGT07V520K	420	520	550	680(612-748)	1000(800-1200)	≤1200	≤1800	40	1750	60	5
MOVGT07V480K	460	480	600	750(675-825)	600(480-720)	≤1320	≤1320	40	1750	64	5
MOVGT07V560K	460	560	600	750(675-825)	1000(800-1200)	≤1320	≤1800	40	1750	64	5

Electrical characteristics (+25 °C)

Part number	UL Volts (V <sub>ac</sub> )	Recommended MCOV (V <sub>ac</sub> )	UL MCOV (V <sub>ac</sub> )	Split components parameters		Platform voltage (V <sub>1000 V/μs</sub> )	Peak voltage (V <sub>1000 V/μs</sub> )	Withstanding surge current 1.2/50-8/20 μs 4 kV - 2 kA (Times)	MOV withstanding surge current 8/20 μs (A) (1 time)	Maximum energy 10/1000 μs (J)	Capacitance (Reference @ 1 kHz (pF)
				MOV voltage (V <sub>1 mA</sub> )	GDT voltage (V <sub>100 V/s</sub> )						
<b>10 mm Disc</b>											
MOVGT10V055K	52	55	70	82(74-90)	90(72-108)	≤150	≤710	40	3500	17	5
MOVGT10V060K	52	60	70	82(74-90)	350(280-420)	≤150	≤1020	40	3500	17	5
MOVGT10V070K	65	70	85	100(90-110)	90(72-108)	≤180	≤710	40	3500	18	5
MOVGT10V075K	65	75	85	100(90-110)	350(280-420)	≤180	≤1020	40	3500	18	5
MOVGT10V080K	75	80	100	120(108-132)	90(72-108)	≤210	≤710	40	3500	21	5
MOVGT10V090K	75	90	100	120(108-132)	350(280-420)	≤210	≤1020	40	3500	21	5
MOVGT10V100K	95	100	120	150(135-165)	90(72-108)	≤270	≤708	40	3500	25	5
MOVGT10V115K	95	115	120	150(135-165)	350(280-420)	≤270	≤1020	40	3500	25	5
MOVGT10V120K	115	120	150	180(162-198)	90(72-108)	≤320	≤710	40	3500	30	5
MOVGT10V135K	115	135	150	180(162-198)	350(280-420)	≤320	≤1020	40	3500	30	5
MOVGT10V140K	130	140	170	200(180-220)	90(72-108)	≤350	≤710	40	3500	35	5
MOVGT10V145K	130	145	170	200(180-220)	350(280-420)	≤350	≤1020	40	3500	35	5
MOVGT10V150K	140	150	185	220(198-242)	350(280-420)	≤390	≤1020	40	3500	39	5
MOVGT10V170K	140	170	185	220(198-242)	600(480-720)	≤390	≤1320	40	3500	39	5
MOVGT10V160K	150	160	200	240(216-264)	350(280-420)	≤430	≤1020	40	3500	42	5
MOVGT10V180K	150	180	200	240(216-264)	600(480-720)	≤430	≤1320	40	3500	42	5
MOVGT10V190K	175	190	230	270(243-297)	350(280-420)	≤480	≤1020	40	3500	49	5
MOVGT10V210K	175	210	230	270(243-297)	600(480-720)	≤480	≤1320	40	3500	49	5
MOVGT10V200K	190	200	250	300(270-330)	350(280-420)	≤530	≤1020	40	3500	54	5
MOVGT10V230K	190	230	250	300(270-330)	600(480-720)	≤530	≤1320	40	3500	54	5
MOVGT10V220K	210	220	280	330(297-363)	350(280-420)	≤580	≤1020	40	3500	58	5
MOVGT10V250K	210	250	280	330(297-363)	600(480-720)	≤580	≤1320	40	3500	58	5
MOVGT10V240K	230	240	300	360(324-396)	350(280-420)	≤640	≤1020	40	3500	65	5
MOVGT10V270K	230	270	300	360(324-396)	600(480-720)	≤640	≤1320	40	3500	65	5
MOVGT10V260K	250	260	330	390(351-429)	350(280-420)	≤690	≤1020	40	3500	70	5
MOVGT10V310K	250	310	330	390(351-429)	1000(800-1200)	≤690	≤1800	40	3500	70	5
MOVGT10V300K	275	300	360	430(387-473)	600(480-720)	≤760	≤1320	40	3500	80	5
MOVGT10V330K	275	330	360	430(387-473)	1000(800-1200)	≤760	≤1800	40	3500	80	5
MOVGT10V320K	300	320	390	470(423-517)	600(480-720)	≤830	≤1320	40	3500	85	5
MOVGT10V360K	300	360	390	470(423-517)	1000(800-1200)	≤830	≤1800	40	3500	85	5
MOVGT10V340K	320	340	420	510(459-561)	600(480-720)	≤986	≤1320	40	3500	90	5
MOVGT10V390K	320	390	420	510(459-561)	1000(800-1200)	≤900	≤1800	40	3500	90	5
MOVGT10V370K	350	370	460	560(504-616)	600(480-720)	≤986	≤1320	40	3500	92	5
MOVGT10V420K	350	420	460	560(504-616)	1000(800-1200)	≤990	≤1800	40	3500	92	5
MOVGT10V400K	385	400	510	620(558-682)	600(480-720)	≤1100	≤1320	40	3500	95	5
MOVGT10V460K	385	460	510	620(558-682)	1000(800-1200)	≤1100	≤1800	40	3500	95	5
MOVGT10V440K	420	440	550	680(612-748)	600(480-720)	≤1200	≤1320	40	3500	98	5
MOVGT10V520K	420	520	550	680(612-748)	1000(800-1200)	≤1200	≤1800	40	3500	98	5
MOVGT10V480K	460	480	600	750(675-825)	600(480-720)	≤1320	≤1320	40	3500	100	5
MOVGT10V560K	460	560	600	750(675-825)	1000(800-1200)	≤1320	≤1800	40	3500	100	5

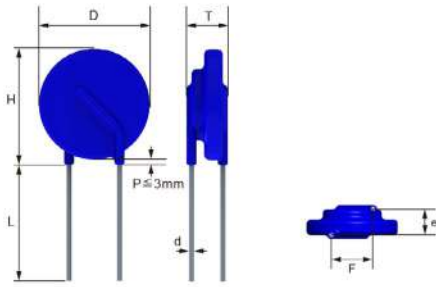
Electrical characteristics (+25 °C)

Part number	UL Volts (V <sub>ac</sub> )	Recommended MCOV (V <sub>ac</sub> )	UL MCOV (V <sub>ac</sub> )	Split components parameters		Platform voltage (V <sub>1000 V/μs</sub> )	Peak voltage (V <sub>1000 V/μs</sub> )	Withstanding surge current 1.2/50-8/20 μs 6 kV - 3 kA (Times)	MOV withstanding surge current 8/20 μs (A) (1 time)	Maximum energy 10/1000 μs (J)	Capacitance (Reference) @ 1 kHz (pF)
				MOV voltage (V <sub>1 mA</sub> )	GDT voltage (V <sub>100 V/μs</sub> )						
<b>14 mm Disc</b>											
MOVGT14V055K	52	55	70	82(74-90)	90(72-108)	≤150	≤710	40	6000	27	5
MOVGT14V060K	52	60	70	82(74-90)	350(280-420)	≤150	≤1020	40	6000	27	5
MOVGT14V070K	65	70	85	100(90-110)	90(72-108)	≤180	≤710	40	6000	33	5
MOVGT14V075K	65	75	85	100(90-110)	350(280-420)	≤180	≤1020	40	6000	33	5
MOVGT14V080K	75	80	100	120(108-132)	90(72-108)	≤210	≤710	40	6000	40	5
MOVGT14V090K	75	90	100	120(108-132)	350(280-420)	≤210	≤1020	40	6000	40	5
MOVGT14V100K	95	100	120	150(135-165)	90(72-108)	≤270	≤708	40	6000	53	5
MOVGT14V115K	95	115	120	150(135-165)	350(280-420)	≤270	≤1020	40	6000	53	5
MOVGT14V120K	115	120	150	180(162-198)	90(72-108)	≤320	≤710	40	6000	60	5
MOVGT14V135K	115	135	150	180(162-198)	350(280-420)	≤320	≤1020	40	6000	60	5
MOVGT14V140K	130	140	170	200(180-220)	90(72-108)	≤350	≤710	40	6000	70	5
MOVGT14V145K	130	145	170	200(180-220)	350(280-420)	≤350	≤1020	40	6000	70	5
MOVGT14V150K	140	150	185	220(198-242)	350(280-420)	≤390	≤1020	40	6000	78	5
MOVGT14V170K	140	170	185	220(198-242)	600(480-720)	≤390	≤1320	40	6000	78	5
MOVGT14V160K	150	160	200	240(216-264)	350(280-420)	≤430	≤1020	40	6000	84	5
MOVGT14V180K	150	180	200	240(216-264)	600(480-720)	≤430	≤1320	40	6000	84	5
MOVGT14V190K	175	190	230	270(243-297)	350(280-420)	≤480	≤1020	40	6000	99	5
MOVGT14V210K	175	210	230	270(243-297)	600(480-720)	≤480	≤1320	40	6000	99	5
MOVGT14V200K	190	200	250	300(270-330)	350(280-420)	≤530	≤1020	40	6000	108	5
MOVGT14V230K	190	230	250	300(270-330)	600(480-720)	≤530	≤1320	40	6000	108	5
MOVGT14V220K	210	220	280	330(297-363)	350(280-420)	≤580	≤1020	40	6000	115	5
MOVGT14V250K	210	250	280	330(297-363)	600(480-720)	≤580	≤1320	40	6000	115	5
MOVGT14V240K	230	240	300	360(324-396)	350(280-420)	≤640	≤1020	40	6000	130	5
MOVGT14V270K	230	270	300	360(324-396)	600(480-720)	≤640	≤1320	40	6000	130	5
MOVGT14V260K	250	260	330	390(351-429)	350(280-420)	≤690	≤1020	40	6000	140	5
MOVGT14V310K	250	310	330	390(351-429)	1000(800-1200)	≤690	≤1800	40	6000	140	5
MOVGT14V300K	275	300	360	430(387-473)	600(480-720)	≤760	≤1320	40	6000	155	5
MOVGT14V330K	275	330	360	430(387-473)	1000(800-1200)	≤760	≤1800	40	6000	155	5
MOVGT14V320K	300	320	390	470(423-517)	600(480-720)	≤830	≤1320	40	6000	175	5
MOVGT14V360K	300	360	390	470(423-517)	1000(800-1200)	≤830	≤1800	40	6000	175	5
MOVGT14V340K	320	340	420	510(459-561)	600(480-720)	≤986	≤1320	40	6000	180	5
MOVGT14V390K	320	390	420	510(459-561)	1000(800-1200)	≤900	≤1800	40	6000	180	5
MOVGT14V370K	350	370	460	560(504-616)	600(480-720)	≤986	≤1320	40	6000	185	5
MOVGT14V420K	350	420	460	560(504-616)	1000(800-1200)	≤990	≤1800	40	6000	185	5
MOVGT14V400K	385	400	510	620(558-682)	600(480-720)	≤1100	≤1320	40	6000	190	5
MOVGT14V460K	385	460	510	620(558-682)	1000(800-1200)	≤1100	≤1800	40	6000	190	5
MOVGT14V440K	420	440	550	680(612-748)	600(480-720)	≤1200	≤1320	40	6000	200	5
MOVGT14V520K	420	520	550	680(612-748)	1000(800-1200)	≤1200	≤1800	40	6000	200	5
MOVGT14V480K	460	480	600	750(675-825)	600(480-720)	≤1320	≤1320	40	6000	210	5
MOVGT14V560K	460	560	600	750(675-825)	1000(800-1200)	≤1320	≤1800	40	6000	210	5

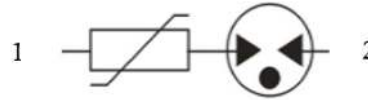
Electrical characteristics (+25 °C)

Part number	UL Volts (V <sub>ac</sub> )	Recommended MCOV (V <sub>ac</sub> )	UL MCOV (V <sub>ac</sub> )	Split components parameters		Platform voltage (V <sub>1000 V/μs</sub> )	Peak voltage (V <sub>1000 V/μs</sub> )	Withstanding surge current 1.2/50-8/20 μs 10 kV - 5 kA (Times)	MOV withstanding surge current 8/20 μs (A) (1 time)	Maximum energy 10/1000 μs (J)	Capacitance (Reference) @ 1 kHz (pF)
				MOV voltage (V <sub>1 mA</sub> )	GDT voltage (V <sub>100 V/s</sub> )						
<b>20 mm Disc</b>											
MOVGT20V055K	52	55	70	82(74-90)	90(72-108)	≤150	≤710	40	10000	56	5
MOVGT20V060K	52	60	70	82(74-90)	350(280-420)	≤150	≤1020	40	10000	56	5
MOVGT20V070K	65	70	85	100(90-110)	90(72-108)	≤180	≤710	40	10000	70	5
MOVGT20V075K	65	75	85	100(90-110)	350(280-420)	≤180	≤1020	40	10000	70	5
MOVGT20V080K	75	80	100	120(108-132)	90(72-108)	≤210	≤710	40	10000	85	5
MOVGT20V090K	75	90	100	120(108-132)	350(280-420)	≤210	≤1020	40	10000	85	5
MOVGT20V100K	95	100	120	150(135-165)	90(72-108)	≤270	≤708	40	10000	106	5
MOVGT20V115K	95	115	120	150(135-165)	350(280-420)	≤270	≤1020	40	10000	106	5
MOVGT20V120K	115	120	150	180(162-198)	90(72-108)	≤320	≤710	40	10000	130	5
MOVGT20V135K	115	135	150	180(162-198)	350(280-420)	≤320	≤1020	40	10000	130	5
MOVGT20V140K	130	140	170	200(180-220)	90(72-108)	≤350	≤710	40	10000	140	5
MOVGT20V145K	130	145	170	200(180-220)	350(280-420)	≤350	≤1020	40	10000	140	5
MOVGT20V150K	140	150	185	220(198-242)	350(280-420)	≤390	≤1020	40	10000	155	5
MOVGT20V170K	140	170	185	220(198-242)	600(480-720)	≤390	≤1320	40	10000	155	5
MOVGT20V160K	150	160	200	240(216-264)	350(280-420)	≤430	≤1020	40	10000	168	5
MOVGT20V180K	150	180	200	240(216-264)	600(480-720)	≤430	≤1320	40	10000	168	5
MOVGT20V190K	175	190	230	270(243-297)	350(280-420)	≤480	≤1020	40	10000	190	5
MOVGT20V210K	175	210	230	270(243-297)	600(480-720)	≤480	≤1320	40	10000	190	5
MOVGT20V200K	190	200	250	300(270-330)	350(280-420)	≤530	≤1020	40	10000	210	5
MOVGT20V230K	190	230	250	300(270-330)	600(480-720)	≤530	≤1320	40	10000	210	5
MOVGT20V220K	210	220	280	330(297-363)	350(280-420)	≤580	≤1020	40	10000	228	5
MOVGT20V250K	210	250	280	330(297-363)	600(480-720)	≤580	≤1320	40	10000	228	5
MOVGT20V240K	230	240	300	360(324-396)	350(280-420)	≤640	≤1020	40	10000	255	5
MOVGT20V270K	230	270	300	360(324-396)	600(480-720)	≤640	≤1320	40	10000	255	5
MOVGT20V260K	250	260	330	390(351-429)	350(280-420)	≤690	≤1020	40	10000	275	5
MOVGT20V310K	250	310	330	390(351-429)	1000(800-1200)	≤690	≤1800	40	10000	275	5
MOVGT20V300K	275	300	360	430(387-473)	600(480-720)	≤760	≤1320	40	10000	305	5
MOVGT20V330K	275	330	360	430(387-473)	1000(800-1200)	≤760	≤1800	40	10000	305	5
MOVGT20V320K	300	320	390	470(423-517)	600(480-720)	≤830	≤1320	40	10000	350	5
MOVGT20V360K	300	360	390	470(423-517)	1000(800-1200)	≤830	≤1800	40	10000	350	5
MOVGT20V340K	320	340	420	510(459-561)	600(480-720)	≤986	≤1320	40	10000	360	5
MOVGT20V390K	320	390	420	510(459-561)	1000(800-1200)	≤900	≤1800	40	10000	360	5
MOVGT20V370K	350	370	460	560(504-616)	600(480-720)	≤986	≤1320	40	10000	380	5
MOVGT20V420K	350	420	460	560(504-616)	1000(800-1200)	≤990	≤1800	40	10000	380	5
MOVGT20V400K	385	400	510	620(558-682)	600(480-720)	≤1100	≤1320	40	10000	390	5
MOVGT20V460K	385	460	510	620(558-682)	1000(800-1200)	≤1100	≤1800	40	10000	390	5
MOVGT20V440K	420	440	550	680(612-748)	600(480-720)	≤1200	≤1320	40	10000	400	5
MOVGT20V520K	420	520	550	680(612-748)	1000(800-1200)	≤1200	≤1800	40	10000	400	5
MOVGT20V480K	460	480	600	750(675-825)	600(480-720)	≤1320	≤1320	40	10000	420	5
MOVGT20V560K	460	560	600	750(675-825)	1000(800-1200)	≤1320	≤1800	40	10000	420	5

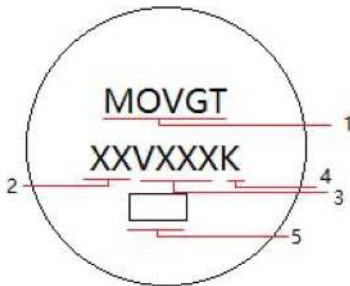
**Dimensions- mm**  
Drawing not to scale



**Circuit diagram**



**Part marking**



Item	Description	Content
1	Family name	MOVGT
2	Size	XX = 07,10,14,20
3	Recommended MCOV voltage	VXXX (XXX = MCOV value)
4	Tolerance code	K
5	Certificate code	cURus

**Table 1**

Dimension	MOVGT07	MOVGT10	MOVGT14	MOVGT20
H (maximum)	10	15	20	25
L (minimum)	20	20	20	20
D (maximum)	9	13	16	23
F	5 ±1	7.5 ±0.8	7.5 ±0.8	10 ±1
T	Table 2	Table 2	Table 2	Table 2
e (±1.0)	Table 2	Table 2	Table 2	Table 2
d (±0.05)	0.6	0.8	0.8	1

**Table 2**

MOV Voltage	T (maximum)	e	MOV Voltage	T (maximum)	e
82	7.5	3.93	330	8.5	4.83
100	7.5	4.14	360	8.5	5
120	7.5	4.36	390	9	5.17
150	8	4.7	430	9	5.39
180	8	4	470	9	5.61
200	8	4.11	510	9	5.83
220	8	4.22	560	9	6.11
240	8	4.33	620	10	6.44
270	8	4.5	680	10	6.78
300	8.5	4.67	750	10	7.17

Note: The lead wire is tin plated with thickness 3 to 10 µm

## General specifications

Operating temperature: -40 °C to +105 °C

Storage temperature (on board): -40 °C to +105 °C

Solderability: +245 ± 5 °C, 2 ± 0.5 second

Vibration: Frequency range: 10 ~ 55 Hz, Amplitude: 0.75 mm or 98 m/s<sup>2</sup>, Direction: 3 mutually perpendicular directions, 2 hours each

High temperature storage: +105 ± 2 °C, Duration: 1000 hours

Low temperature storage: -40 ± 2 °C, Duration: 1000 hours

Humidity: +40 ± 2 °C, 90-95% R.H., Duration: 1000 hours

Temperature cycle: Conditions shall be repeated for five cycles

Step	Temperature °C	Period (minutes)
1	-40 ± 3	30 ± 3
2	Room temperature	15 ± 3
3	+105 ± 3	30 ± 3
4	Room temperature	15 ± 3

High temperature load: +105 ± 2 °C, Duration: 1000 hours, Load: maximum allowable voltage in AC eera.

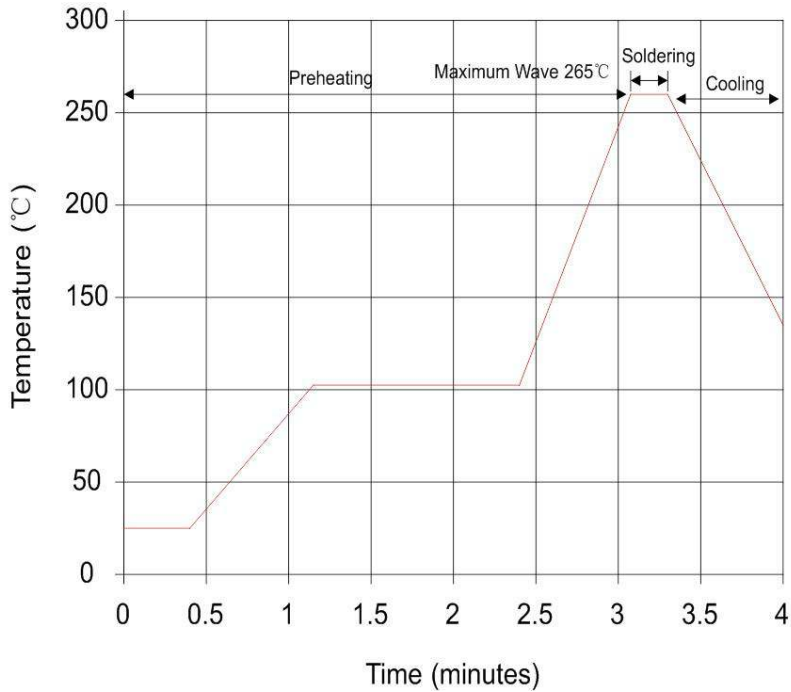
Damp heat load: +40 ± 2 °C, 90-95% R.H., Duration: 1000 hours, Load: maximum allowable voltage

Voltage proof: 1000 V<sub>ac</sub> 1 minute (820 K ~ 331 K), 1500 V<sub>ac</sub> 1 minute (361 K ~ 751 K)

## Packaging information - mm

Family	MOV Voltage	Quantity (pcs/polybag)	Quantity (pcs/box)	Quantity (pcs/carton)
MOVGT07	82 ~ 330 V	800	1600	12800
MOVGT07	360 ~ 620 V	600	1200	9600
MOVGT07	680 ~ 750 V	500	1000	8000
MOVGT10	82 ~ 300 V	500	1000	8000
MOVGT10	330 ~ 510 V	400	800	6400
MOVGT10	560 ~ 750 V	300	600	4800
MOVGT14	82 ~ 360 V	300	600	4800
MOVGT14	390 ~ 510 V	250	500	4000
MOVGT14	560 ~ 750 V	200	400	3200
MOVGT20	82 ~ 390 V	150	300	2400
MOVGT20	430 ~ 750 V	100	200	1600

**Wave solder profile**



Profile feature	Condition
Peak temperature	265 °C max.
Dipping time	10 seconds max.
Soldering	1 time

**Manual solder**

+360 °C (3 seconds maximum by soldering iron, 2 mm minimum distance iron tip from device), generally manual/hand soldering is not recommended.

Life Support Policy: Eaton does not authorize the use of any of its products for use in life support devices or systems without the express written approval of an officer of the Company. Life support systems are devices which support or sustain life, and whose failure to perform, when properly used in accordance with instructions for use provided in the labeling, can be reasonably expected to result in significant injury to the user.

Eaton reserves the right, without notice, to change design or construction of any products and to discontinue or limit distribution of any products. Eaton also reserves the right to change or update, without notice, any technical information contained in this bulletin.

**Eaton**  
**Electronics Division**  
1000 Eaton Boulevard  
Cleveland, OH 44122  
United States  
Eaton.com/electronics

© 2022 Eaton  
All Rights Reserved  
Printed in USA  
Publication No. ELX1161 BU-ELX22020  
April 2022

Eaton is a registered trademark.  
All other trademarks are property of their respective owners.

Follow us on social media to get the latest product and support information.

