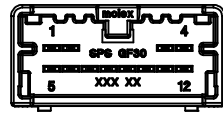
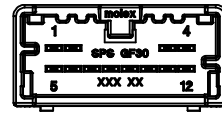


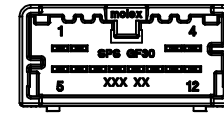
12 CIRCUIT VERTICAL HEADER
POLARIZATION OPTION A



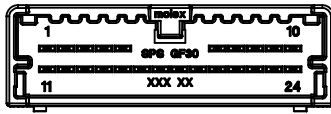
12 CIRCUIT VERTICAL HEADER
POLARIZATION OPTION B



12 CIRCUIT VERTICAL HEADER
POLARIZATION OPTION C

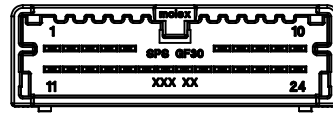


12 CIRCUIT VERTICAL HEADER
POLARIZATION OPTION D



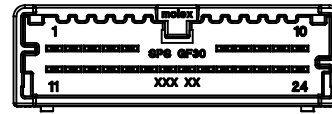
24 CIRCUIT VERTICAL HEADER
POLARIZATION OPTION A

NOT TOOLED



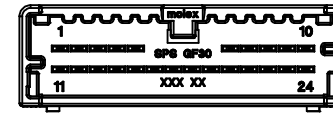
24 CIRCUIT VERTICAL HEADER
POLARIZATION OPTION B

NOT TOOLED



24 CIRCUIT VERTICAL HEADER
POLARIZATION OPTION C

NOT TOOLED



24 CIRCUIT VERTICAL HEADER
POLARIZATION OPTION D

NOT TOOLED

MINISO VERTICAL HEADER ASSEMBLIES

MATERIAL NUMBER	CIRCUIT	POL	COLOR	BLADE PLATING	MATING COMPONENT
TRAY PACKAGING PK-31301-688					
34825-0120	12	A	BLACK	TIN OVER NICKEL	34824-0120
34825-0121	12	B	GRAY	TIN OVER NICKEL	34824-0121
34825-0122	12	C	BROWN	TIN OVER NICKEL	34824-0122
34825-0123	12	D	GREEN	TIN OVER NICKEL	34824-0123
34825-0240 - NOT TOOLED	24	A	BLACK	TIN OVER NICKEL	34824-0240 - NOT TOOLED
34825-0241 - NOT TOOLED	24	B	GRAY	TIN OVER NICKEL	34824-0241 - NOT TOOLED
34825-0242 - NOT TOOLED	24	C	BROWN	TIN OVER NICKEL	34824-0242 - NOT TOOLED
34825-0243 - NOT TOOLED	24	D	GREEN	TIN OVER NICKEL	34824-0243 - NOT TOOLED

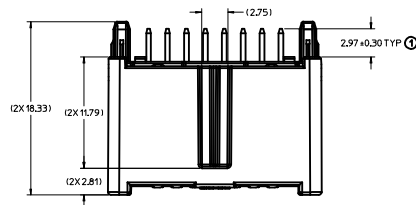
NOTES: VALID UNLESS OTHERWISE SPECIFIED

- GENERAL:
 - APPLICATION SPECIFICATION SEE: AS-34791-020
 - PRODUCT SPECIFICATION SEE: PS-34791-020
 - PACKAGING SPECIFICATION PER MOLEX DRAWING PK-31301-688
 - SOLDERABILITY PER SMES-152
 - PARTS MUST BE IN COMPLIANCE TO MOLEX CHEMICAL SUBSTANCES FOR PRODUCTS AND PACKAGING SPECIFICATION: OHS-699000-300
 - DATA MUST BE SUBMITTED UNDER THE MOLEX PART NUMBER TO IMDS (COMPANY ID:13255)
 - FLAMMABILITY REQUIREMENT: PER ISO3795 OR GM3191
 - VISUAL DEFECTS SHALL MEET COSMETIC STANDARD PS-45499-002 (Class B)
- DESIGN - MATERIALS:
 - SHROUD (PLASTIC HOUSING): SPS 30% GF, 20% REGRIND MAX PER WEIGHT
 - BLADES:
 - BASE METAL: C260 BRASS
 - PLATING REQUIREMENTS:
 - TIN OVER NICKEL:
 - UNDERPLATING:
 - OVERALL NICKEL
 - OVERPLATING:
 - OVERALL TIN
- DESIGN - GEOMETRY:
 - THIS IS A 100% CAD GENERATED PART. THE CAD MATHEMATICAL DATA IS THE MASTER FOR THIS PART. FOR DIMENSIONAL OR ANY INFORMATION NOT SHOWN ON THIS DRAWING, ANALYZE THE CAD MODEL.
 - GEOMETRIC DIMENSIONS AND TOLERANCES PER ASME Y14.5M - 1994
 - GENERAL TOLERANCES: SEE TITLE BLOCK
 - EDGES AND UNDIMENSIONED DETAILS PER ISO13715
 - CORNERS SHOWN AS SHARP TO BE R 0.1 MAX
 - LETTERS SHALL BE 0.10 MAX RAISED. THIS INCLUDES RECYCLING CODE, PLANT AND CAVITY ID, VENDOR ID, AND CIRCUIT ID.

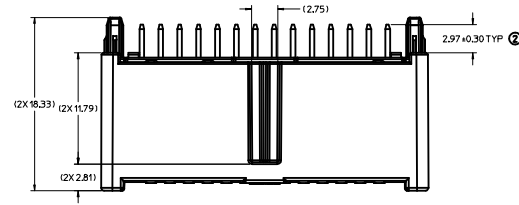
LAST BALLOON ON DRAWING:
⑥
DELETED BALLOONS:

INITIAL RELEASE EC NO. UAU2011-1023 DRAWING NO. 2011/02/25 APPR. SMARCEAU REV. 2011/05/18	QUALITY SYMBOLS	GENERAL TOLERANCES (UNLESS SPECIFIED)	DIMENSION STYLE	SCALE	DESIGN UNITS	THIRD ANGLE PROJECTION	
	$\nabla=0$ $\nabla=0$ $\nabla=0$	mm INCH 4 PLACES ± --- ± --- 3 PLACES ± --- ± --- 2 PLACES ± 0.10 ± --- 1 PLACE ± 0.20 ± --- ANGULAR ± 3°	mm ONLY DRAWN BY DATE TUCUCU 2011/02/25 CHECKED BY DATE TMACHUGA 2011/02/28 APPROVED BY DATE SMARCEAU 2011/05/18	SCALE 5:1	DESIGN UNITS METRIC	THIRD ANGLE PROJECTION	TITLE MINISO DUAL ROW VERTICAL ASSEMBLY SALES DRAWING
	DRAFT WHERE APPLICABLE MUST REMAIN WITHIN DIMENSIONS	MATERIAL NO. SEE TABLE	DOCUMENT NO. SD-34825-000	SHEET NO. 1 OF 2	MOLEX INCORPORATED THIS DRAWING CONTAINS INFORMATION THAT IS PROPRIETARY TO MOLEX, INCORPORATED AND SHOULD NOT BE USED WITHOUT WRITTEN PERMISSION		

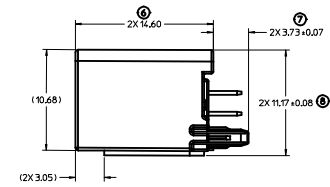
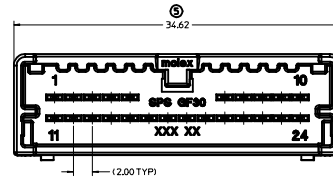
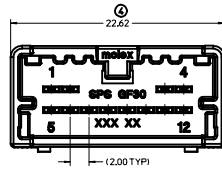
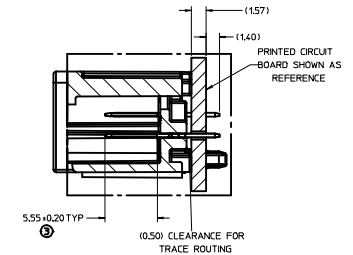
12 CIRCUIT VERTICAL HEADER



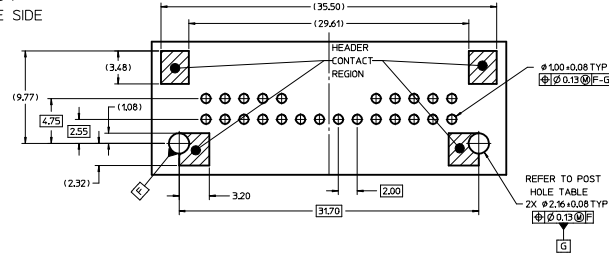
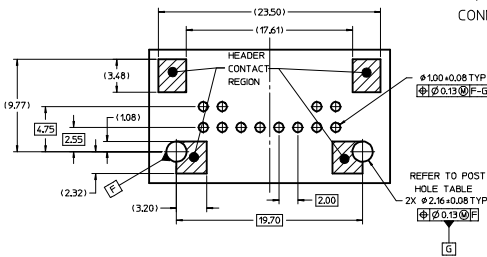
24 CIRCUIT VERTICAL HEADER



HEADER TO PCB
FLUSH MOUNT



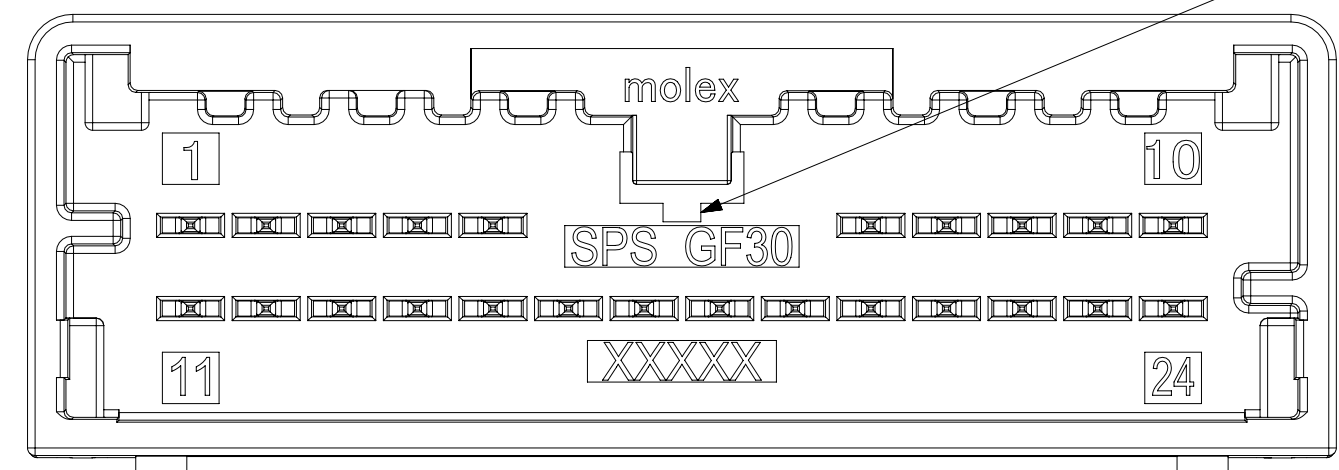
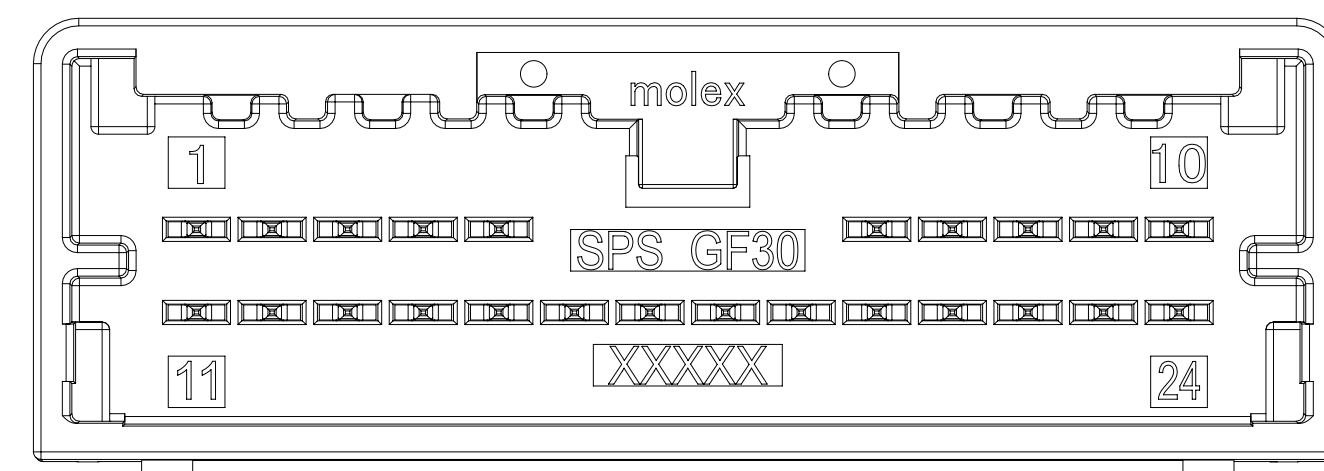
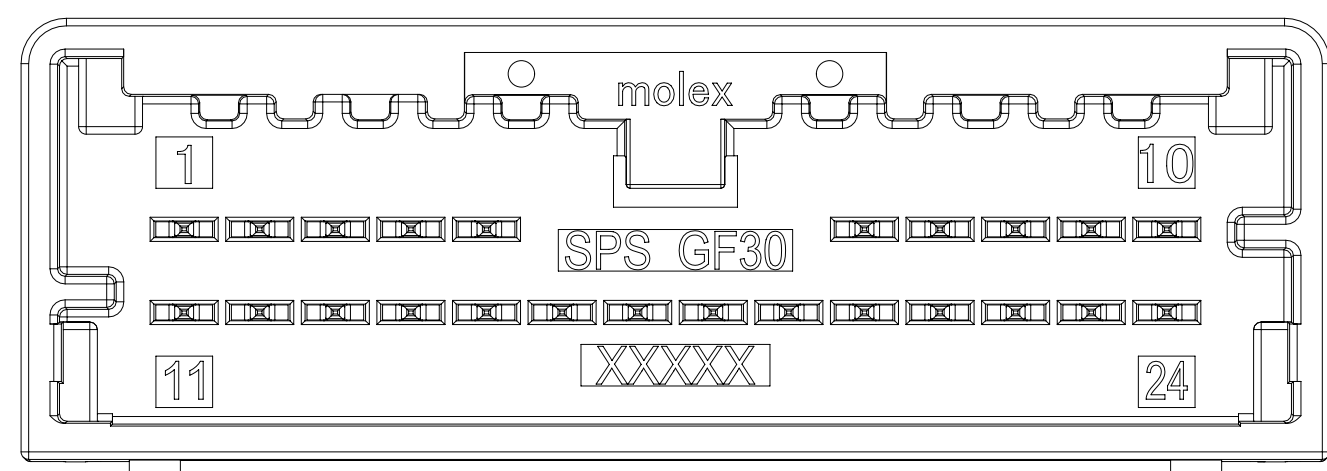
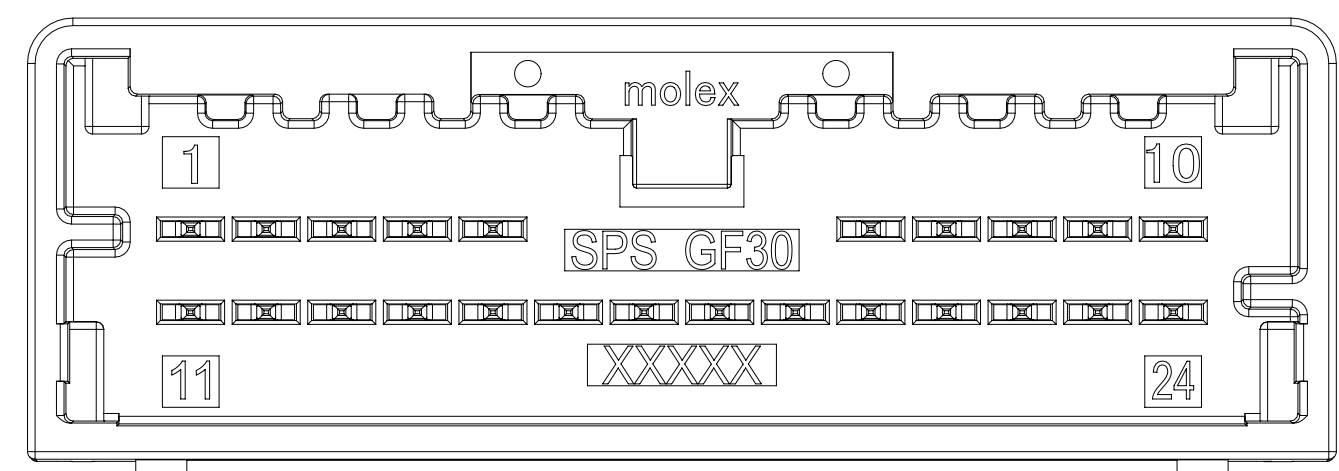
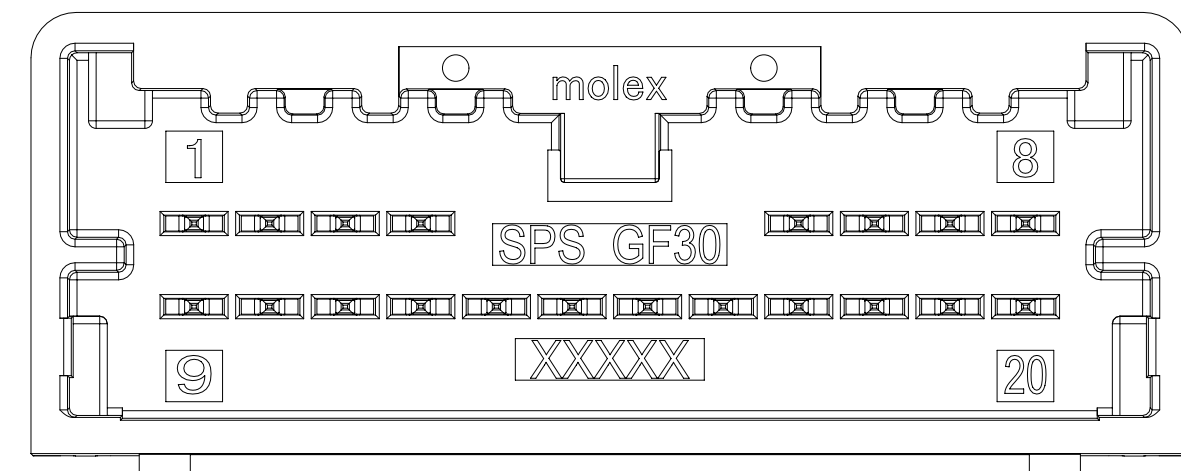
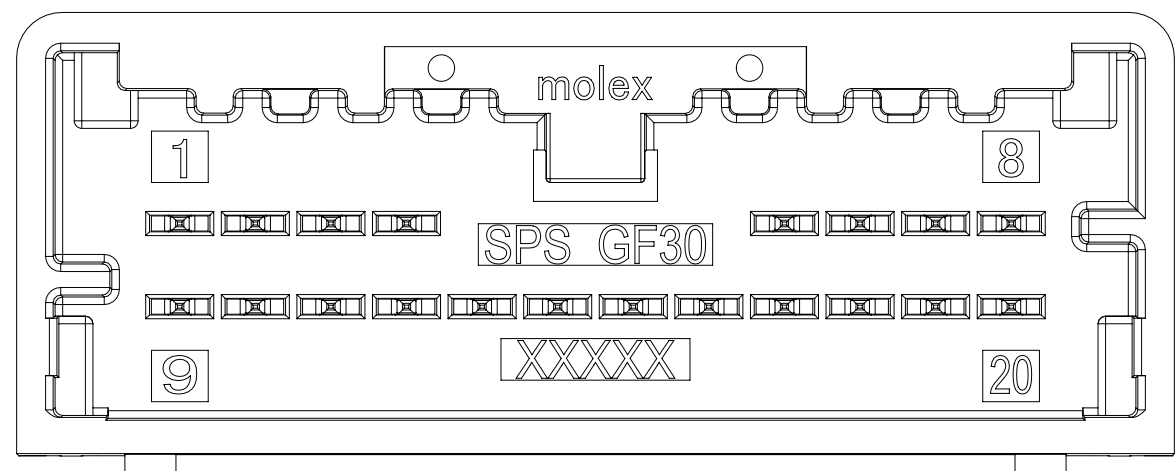
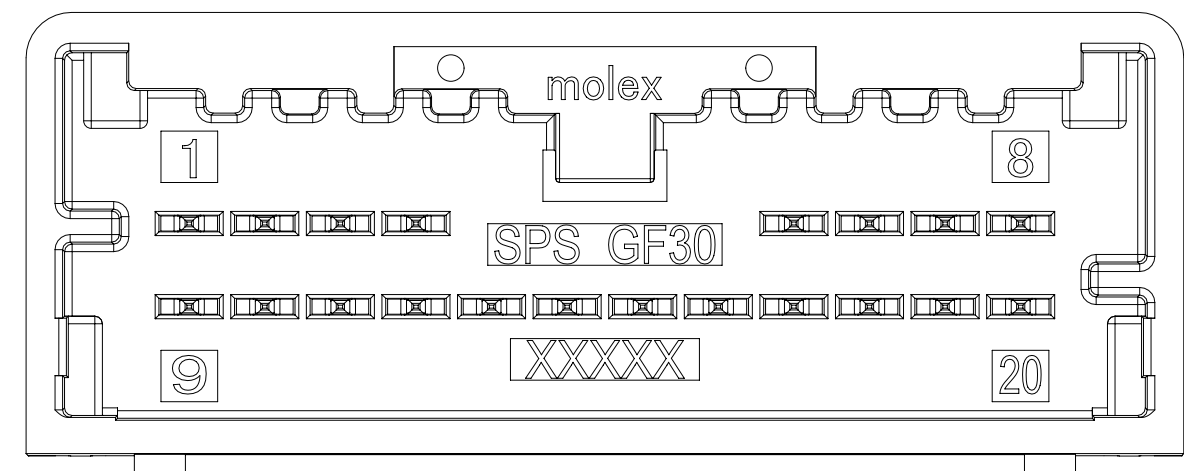
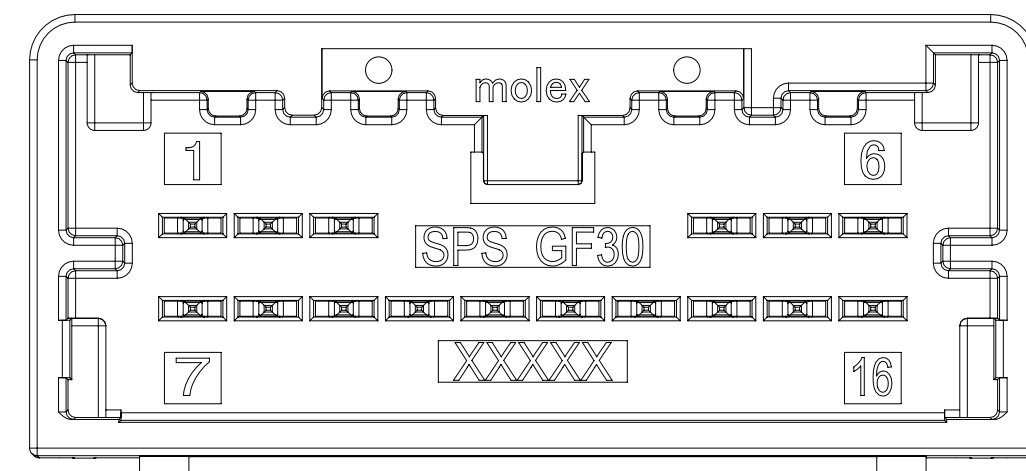
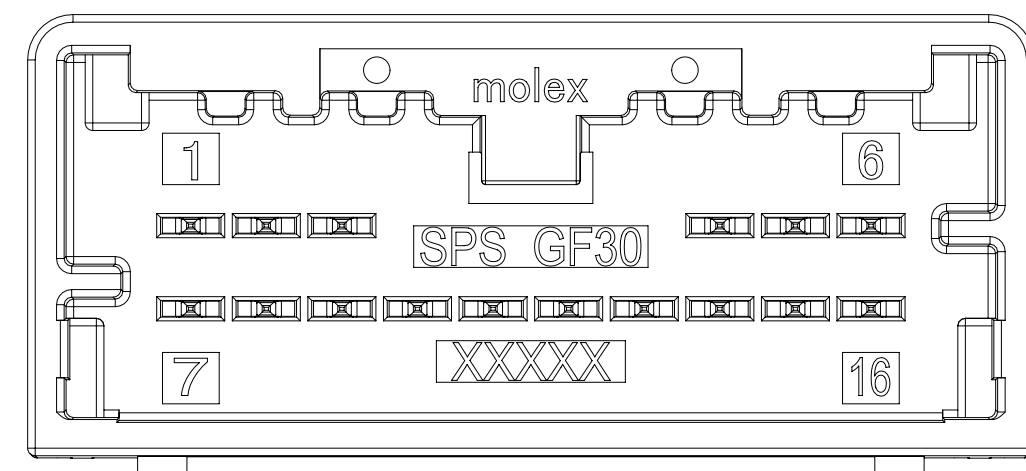
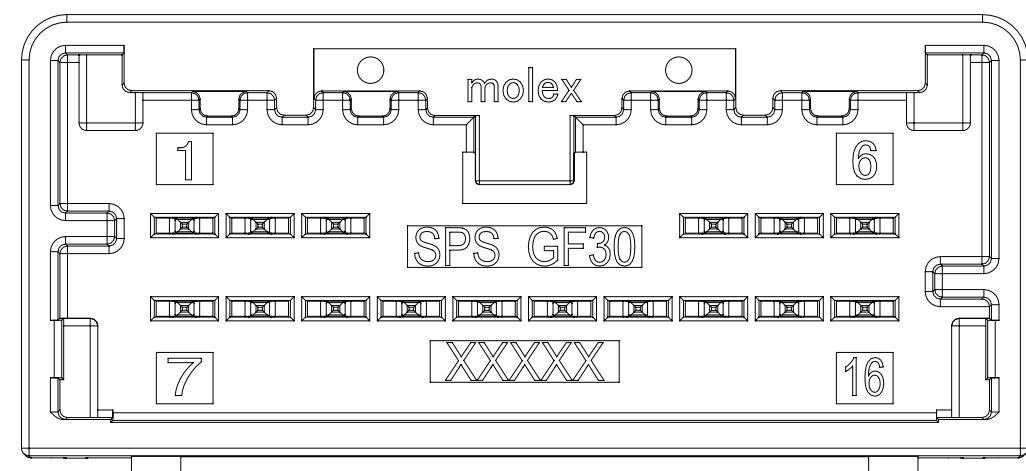
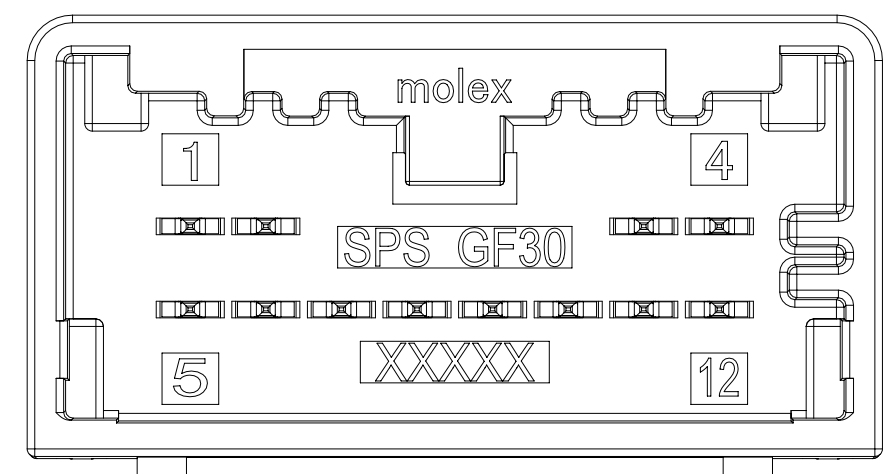
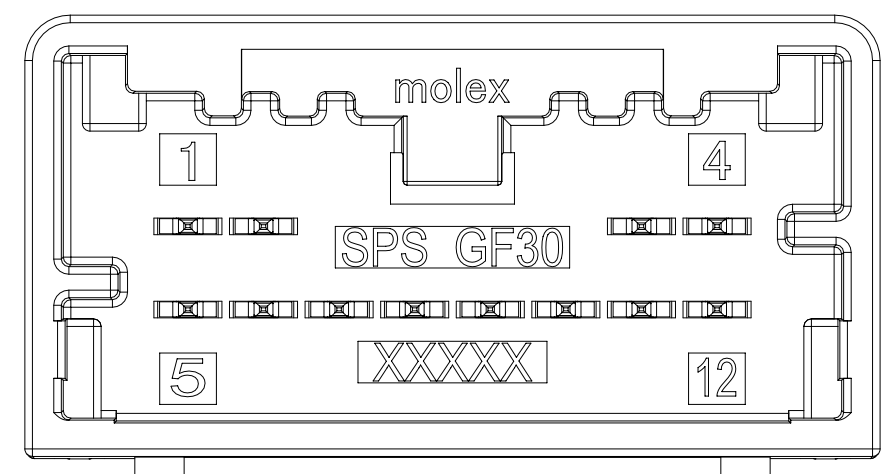
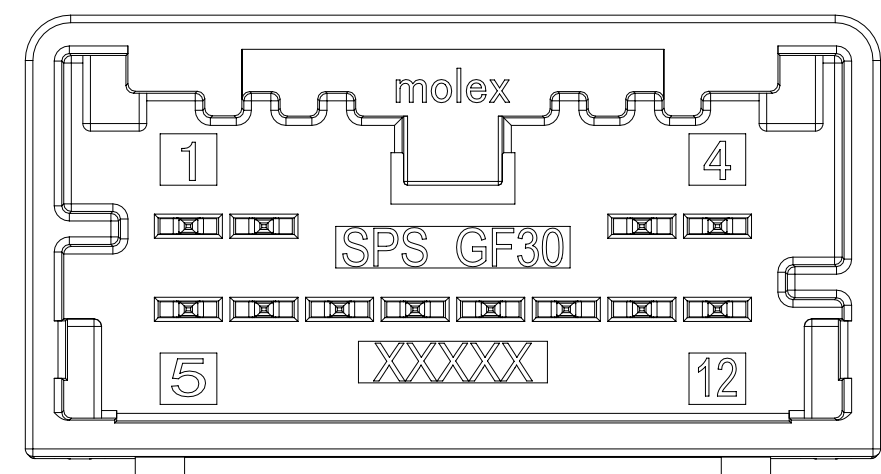
PCB LAYOUT
CONNECTOR MATE SIDE



POST HOLE TABLE

	DM 'E'
PRESS FIT	2.15
DROP IN	2.55

INITIAL RELEASE EC NO. UAU2011-1023 DRAWN TO CO 2011/02/25 APPR. SMARCEAU 2011/05/18	QUALITY SYMBOLS	GENERAL TOLERANCES (UNLESS SPECIFIED)	DIMENSION STYLE	SCALE	DESIGN UNITS	THIRD ANGLE PROJECTION
	∇=0 ∇=0 ∇=0	mm INCH 4 PLACES ± --- ± --- 3 PLACES ± --- ± --- 2 PLACES ± 0.10 ± --- 1 PLACE ± 0.20 ± --- ANGULAR ± 3°	MM ONLY DRAWN BY DATE TUCUCU 2011/02/25 CHECKED BY DATE TMACHUGA 2011/02/28 APPROVED BY DATE SMARCEAU 2011/05/18	5:1	METRIC	THIRD ANGLE PROJECTION MINISO DUAL ROW VERTICAL ASSEMBLY SALES DRAWING
	DRAFT WHERE APPLICABLE MUST REMAIN WITHIN DIMENSIONS	SEE TABLE THIS DRAWING CONTAINS INFORMATION THAT IS PROPRIETARY TO MOLEX INCORPORATED AND SHOULD NOT BE USED WITHOUT WRITTEN PERMISSION	MATERIAL NO. DOCUMENT NO. SD-34825-000	SHEET NO. 2 OF 2		



V0 IDENTIFIER
APPLIES FOR 12CKT - 24CKT

NOTES: VALID UNLESS OTHERWISE SPECIFIED

1. GENERAL:
 - a. APPLICATION SPECIFICATION SEE: AS-34791-020
 - b. PRODUCT SPECIFICATION SEE: PS-34791-020
 - c. PACKAGING SPECIFICATION PER MOLEX DRAWING: SEE CHART
 - d. SOLDERABILITY PER SMES-152
 - e. PARTS MUST BE IN COMPLIANCE TO MOLEX CHEMICAL SUBSTANCES FOR PRODUCTS AND PACKAGING SPECIFICATION: QEHS-699000-300
 - f. DATA MUST BE SUBMITTED UNDER THE MOLEX PART NUMBER TO IMDS (COMPANY ID#13255)
 - g. FLAMMABILITY REQUIREMENT: PER ISO3795 OR GM3191
 - h. VISUAL DEFECTS SHALL MEET COSMETIC STANDARD PS-45499-002 (Class B)
2. DESIGN - MATERIALS:
 - a. SHROUD (PLASTIC HOUSING): SPS 30% GF, 20% REGRIND MAX PER WEIGHT
 - b. BLADES:
 - BASE METAL: C260 BRASS
 - PLATING REQUIREMENTS:
 - TIN OVER NICKEL:
 - UNDERPLATING:
 - OVERALL NICKEL
 - OVERPLATING:
 - OVERALL TIN
3. DESIGN - GEOMETRY:
 - a. THIS IS A 100% CAD GENERATED PART. THE CAD MATHEMATICAL DATA IS THE MASTER FOR THIS PART. FOR DIMENSIONAL OR ANY INFORMATION NOT SHOWN ON THIS DRAWING, ANALYZE THE CAD MODEL.
 - b. GEOMETRIC DIMENSIONS AND TOLERANCES PER ASME Y14.5M - 2009
 - c. GENERAL TOLERANCES: SEE TITLE BLOCK
 - d. EDGES AND UNDIMENSIONED DETAILS PER ISO13715
 - e. CORNERS SHOWN AS SHARP TO BE R 0.1 MAX
 - f. LETTERING SHALL BE 0.10 MAX RAISED. THIS INCLUDES RECYCLING CODE, PLANT AND CAVITY ID, VENDOR ID, AND CIRCUIT ID.
 - g. USCAR INTERFACE:
 - 12 WAY: 050-U-012-2-ZXX
 - 16 WAY: 050-U-016-2-ZXX
 - 20 WAY: 050-U-020-2-ZXX
 - 24 WAY: 050-U-024-2-ZXX

INSPECTION BALLON NUMBER LOG
PER DRAWING REVISION: H5

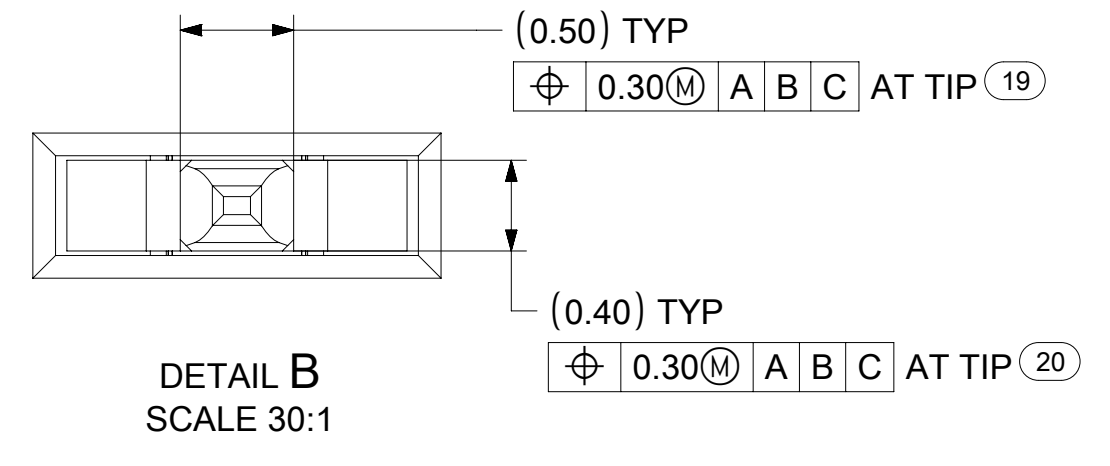
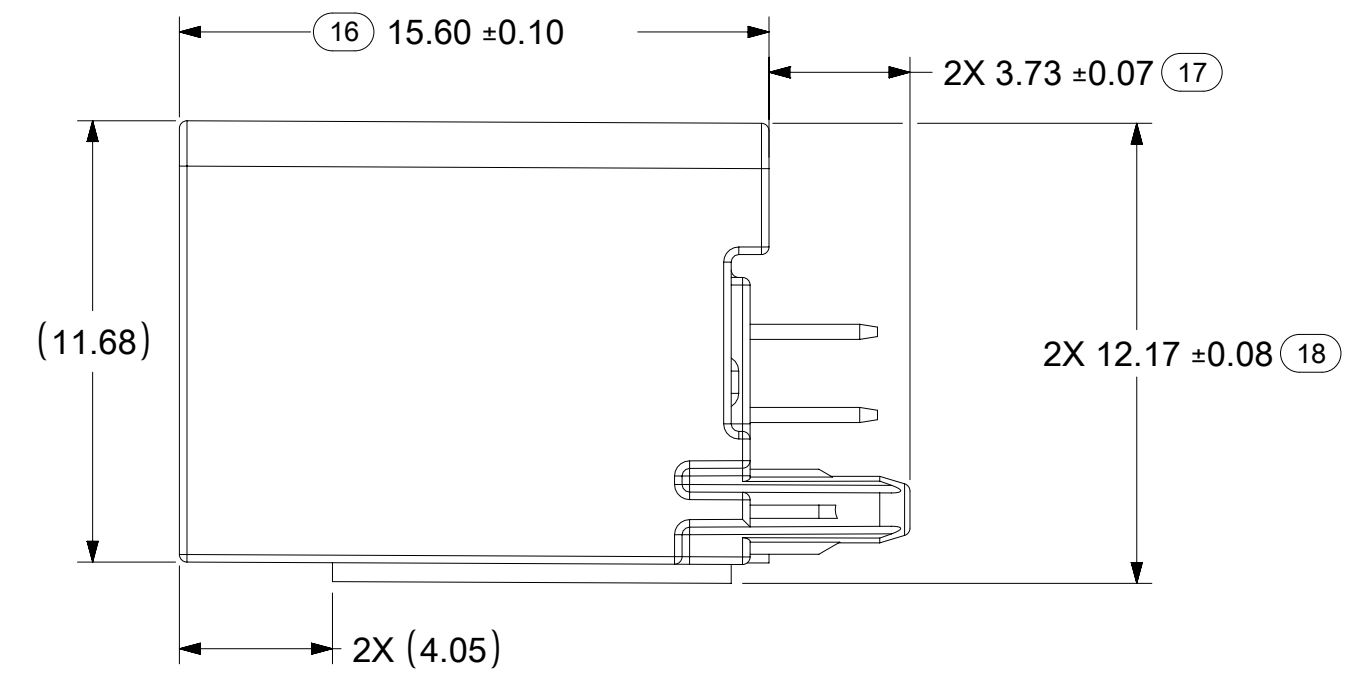
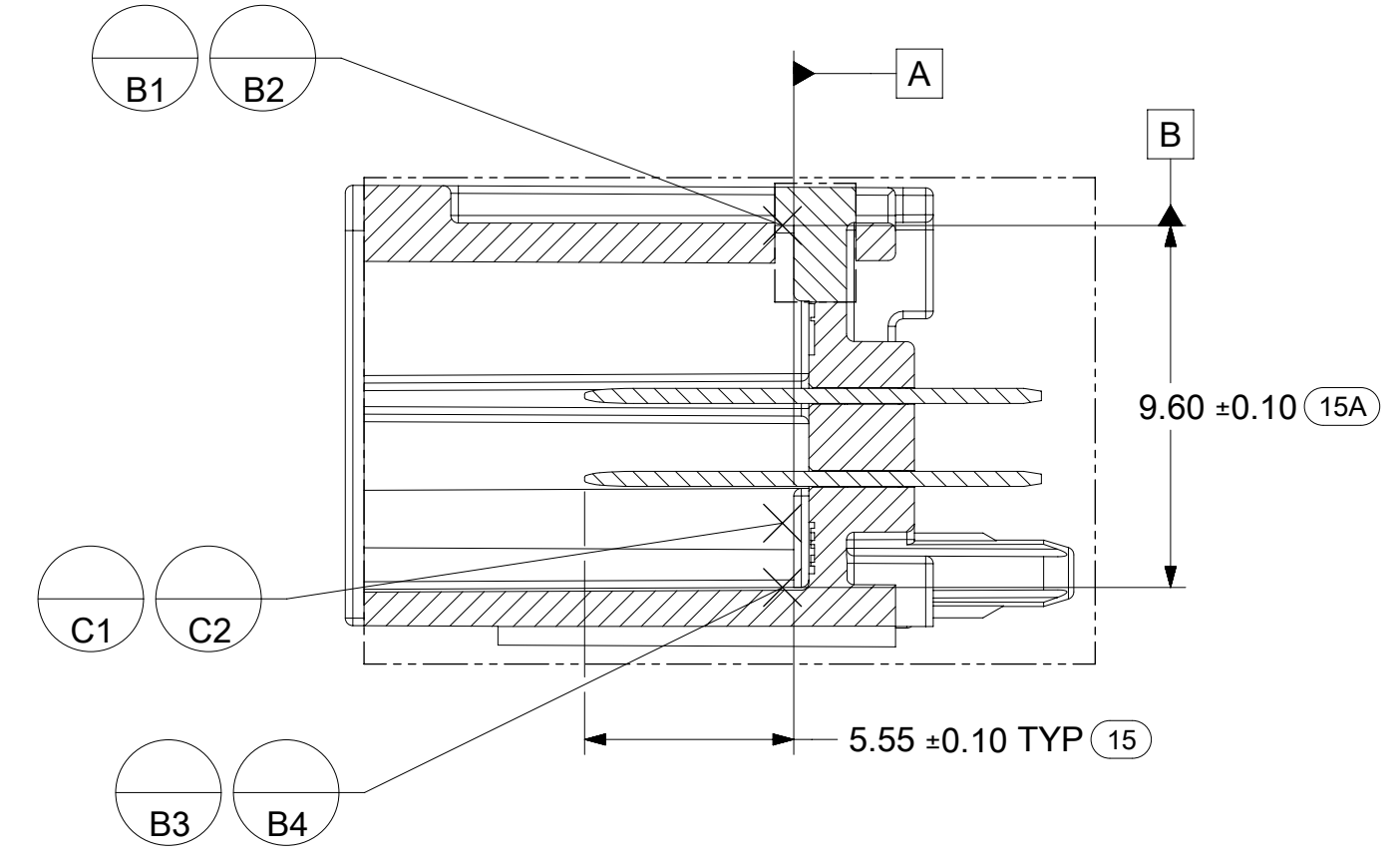
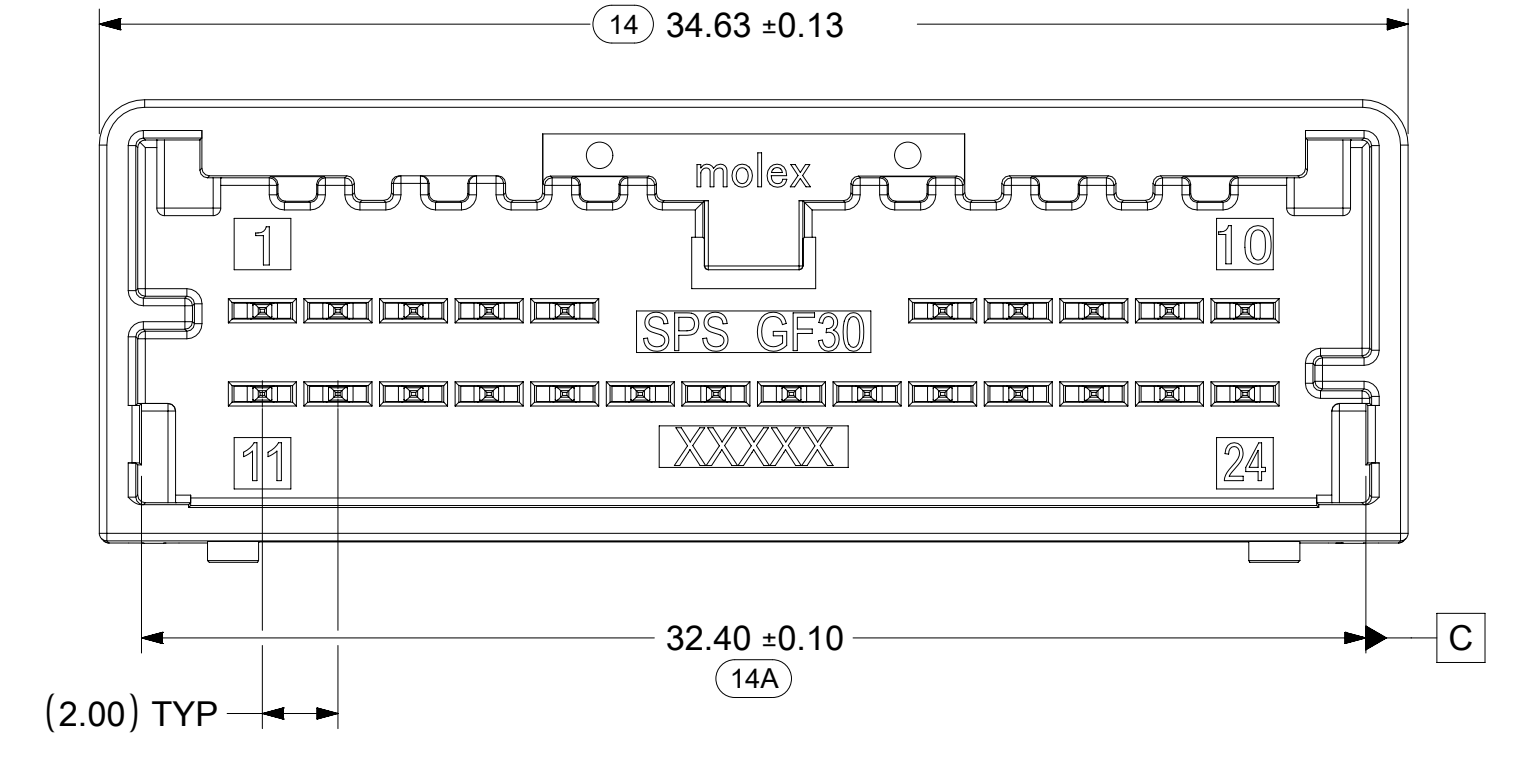
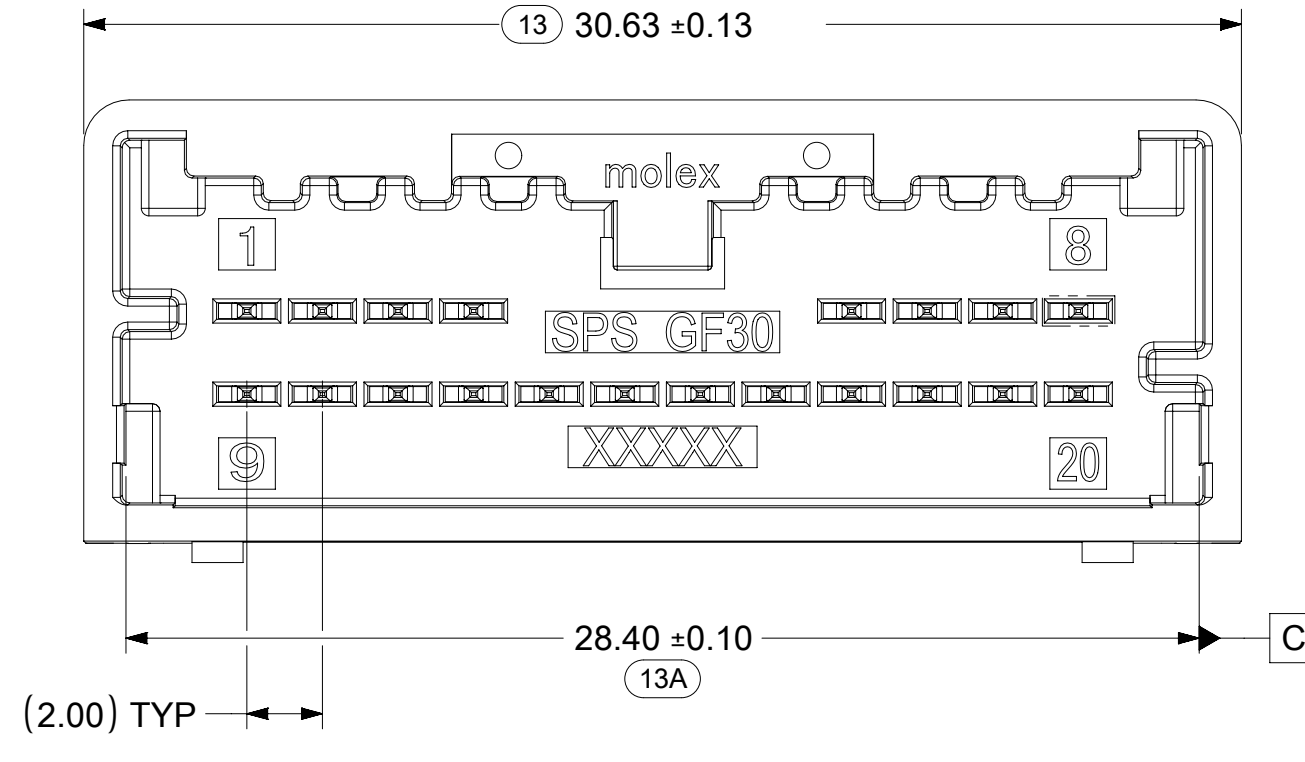
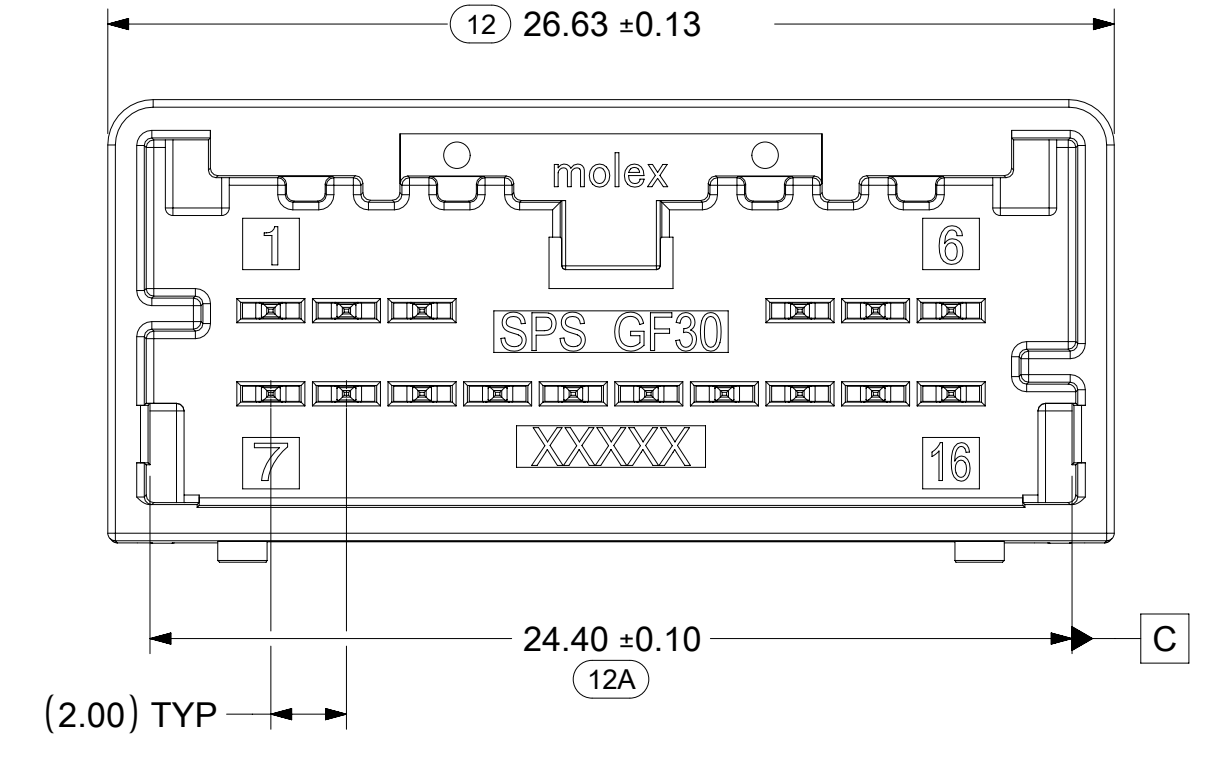
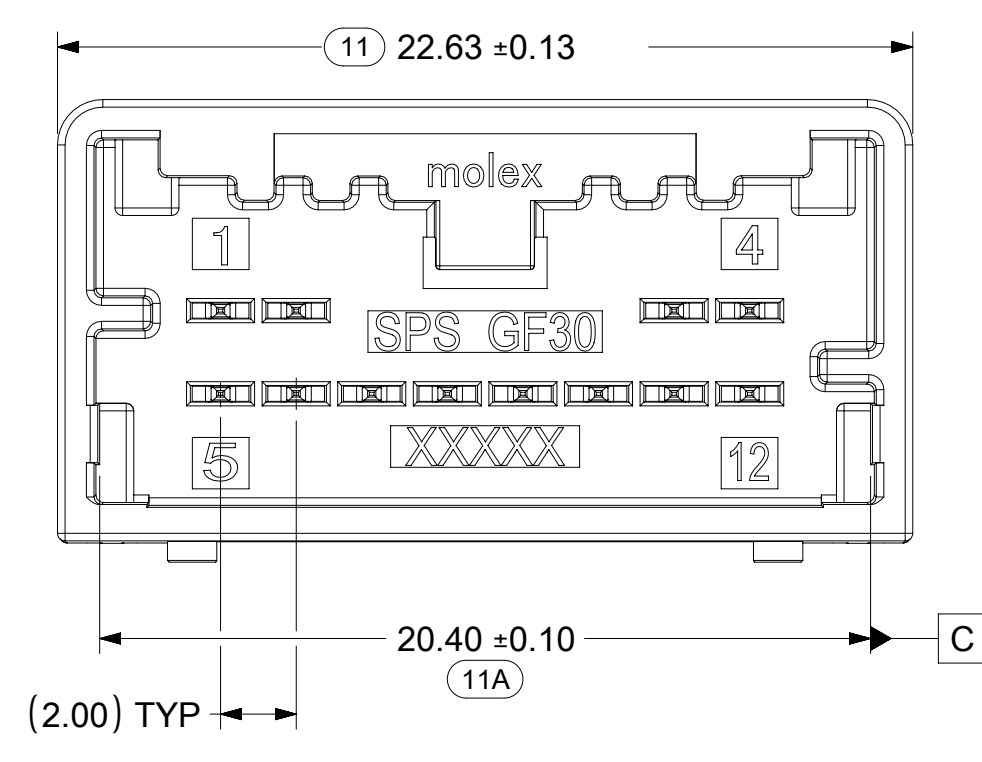
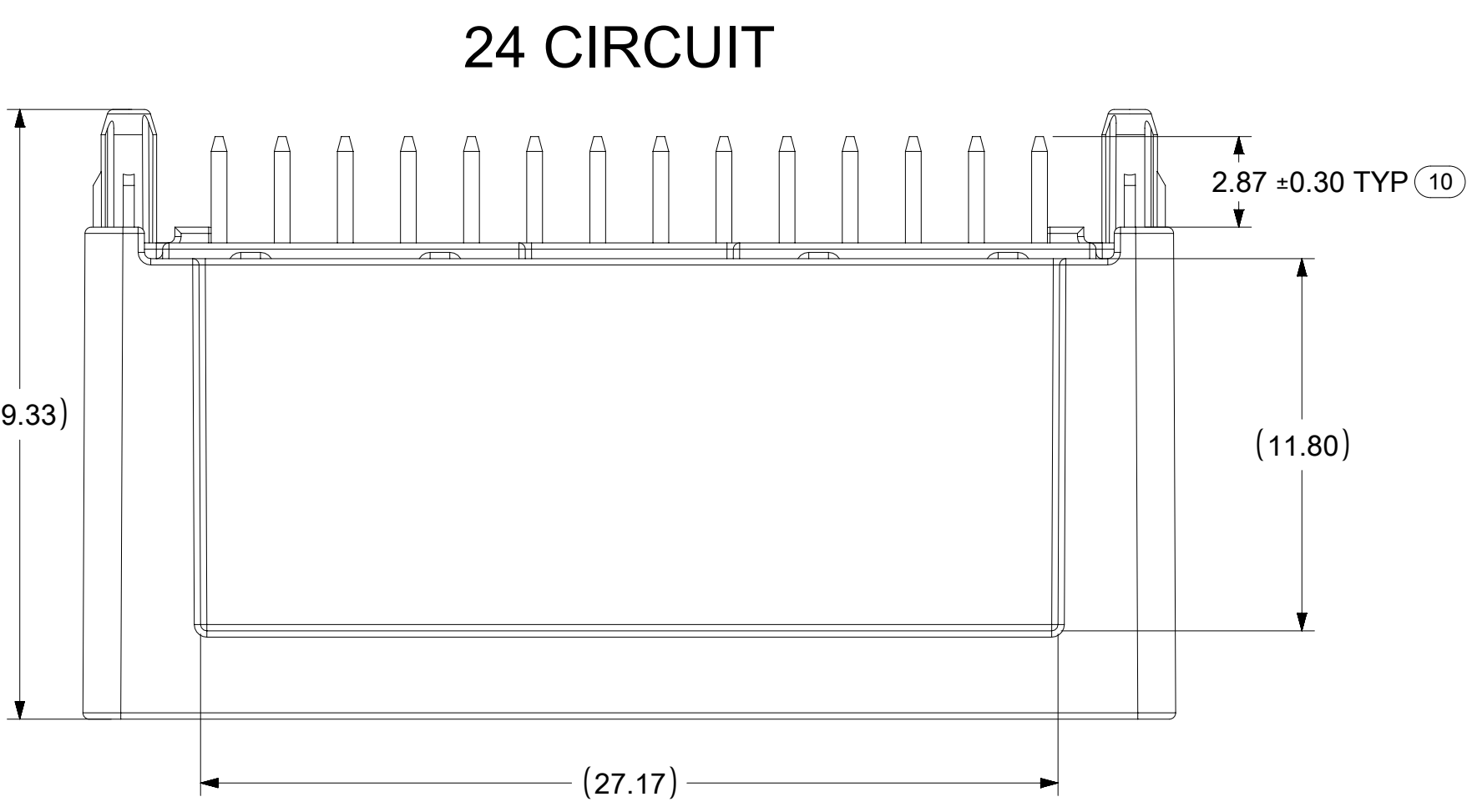
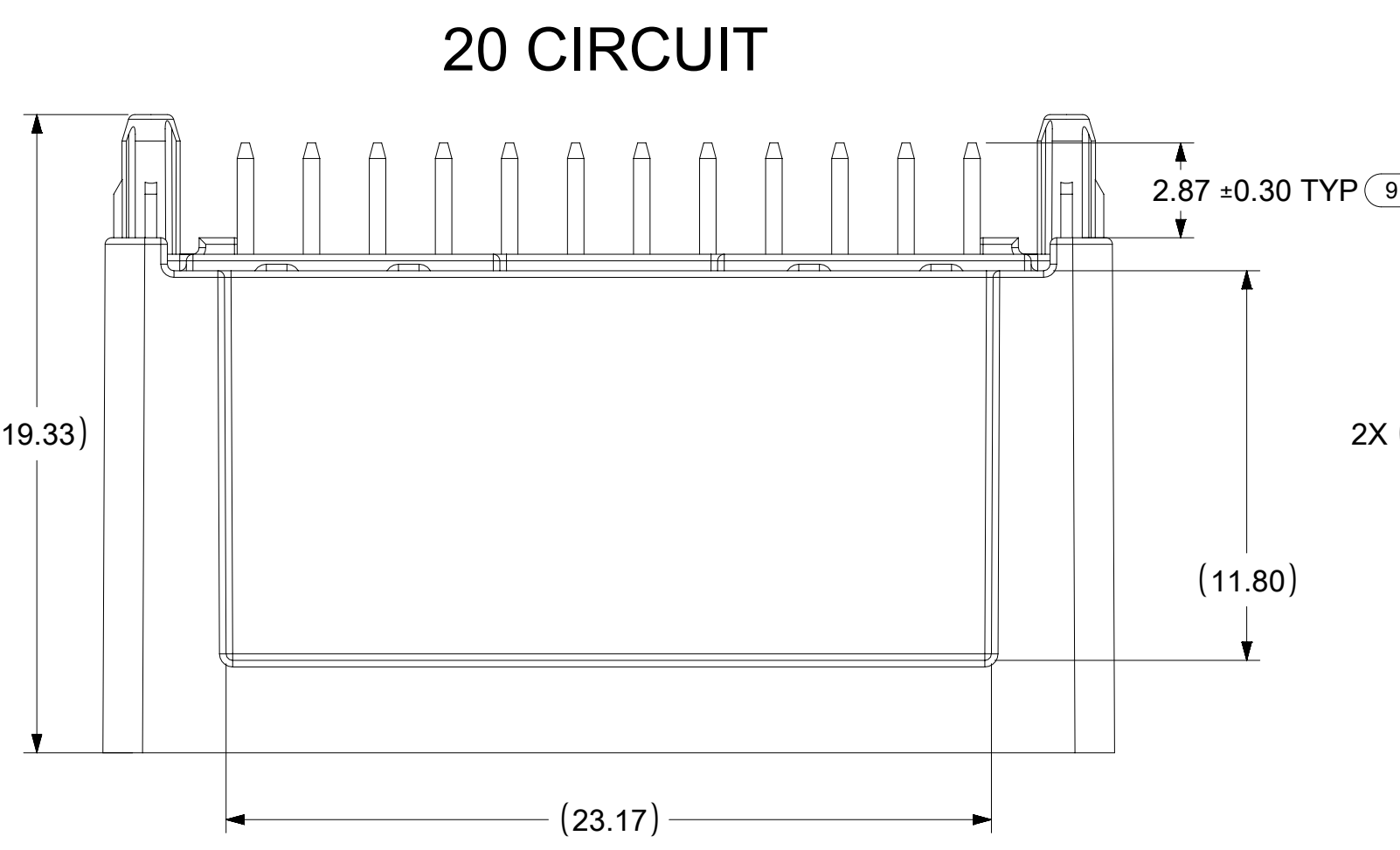
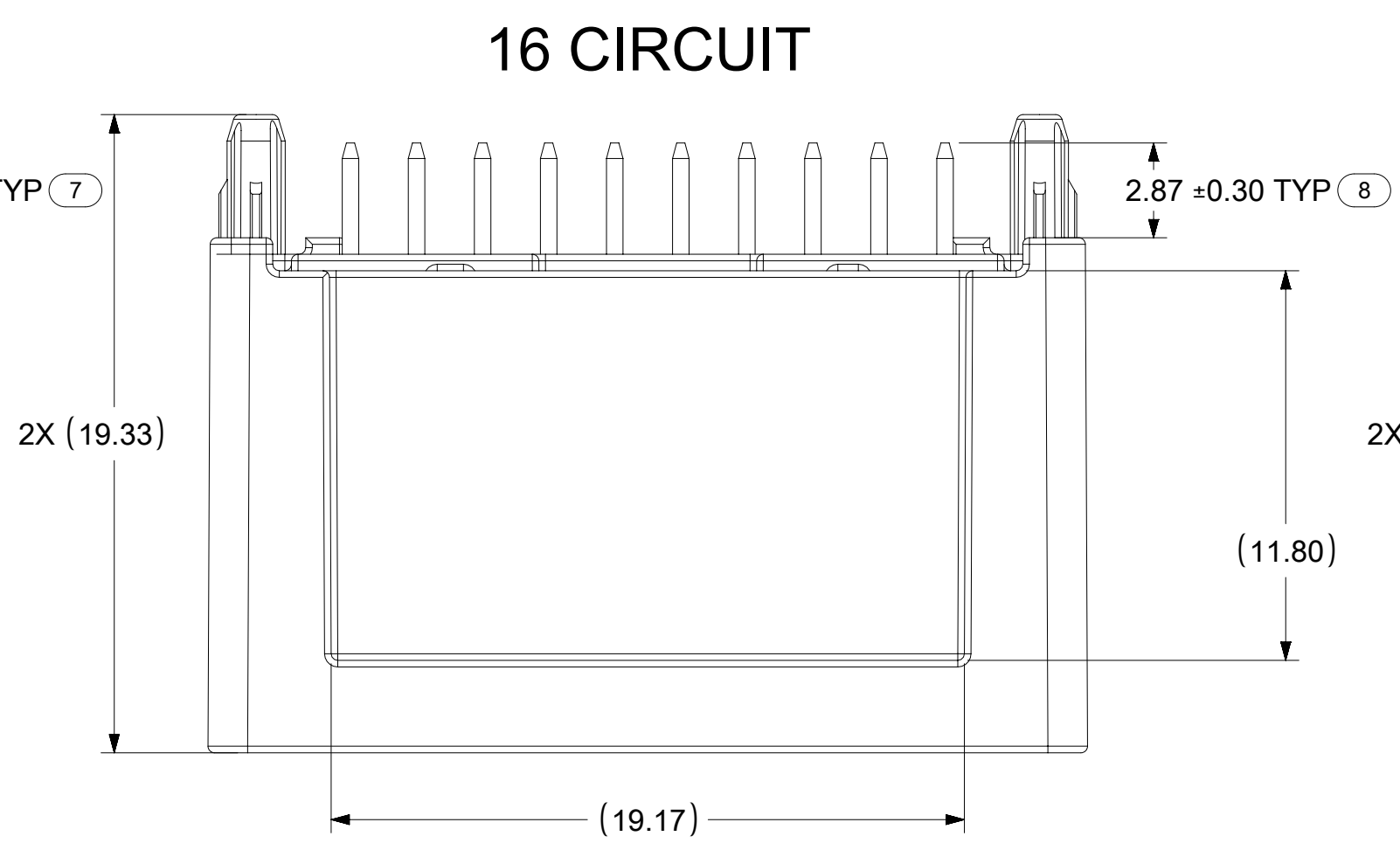
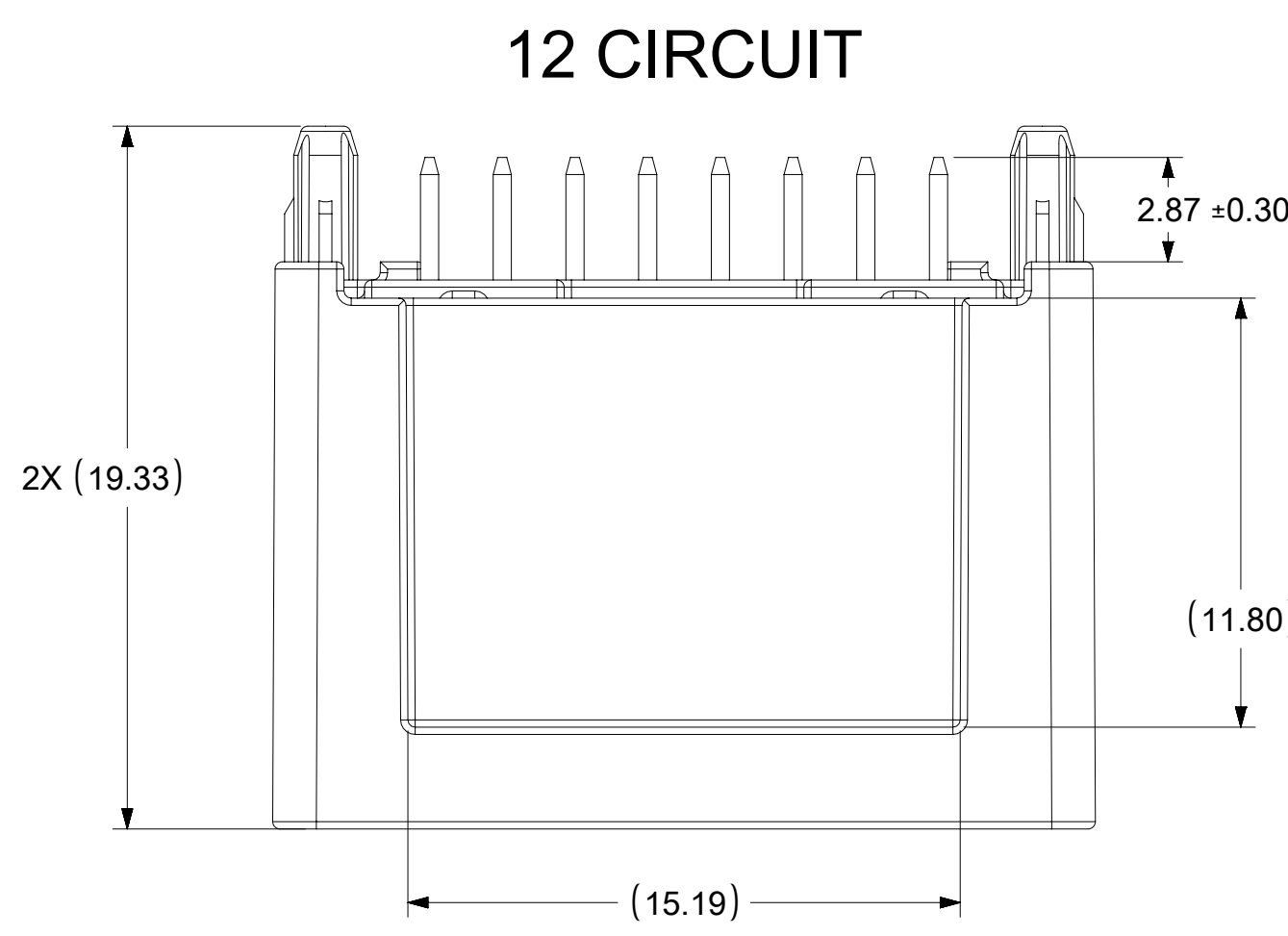
LAST BALLON USED: 20

ADDED BALLON NUMBERS: 11A, 12A, 13A, 14A, 15A

REMOVED BALLON NUMBERS: 1, 2, 3, 4, 5, 6

H5	SHEET 4: CORRECTED 12CKT V0 BOM PNs
H4	REMOVED ONE OF TWO BOM PAGES SHEET 4: BOM STATUS REMOVED - ALL PARTS ARE AVAILABLE ADDED MATING COMPONENT SD INFO
H3	VIEWS UPDATED, NO DIM OR GEOMETRY CHANGES
H2	SHEET 1: ADDED V0 VIEW SHEET 2: ADDED BALLOONS 11A, 12A, 13A, 14A, 15A SHEET 4: REMOVED. MATING COMPONENT PBT PNs 16-24CKT ARE OBSOLETE SHEET 5: ADDED V0 PNs TO BOM TABLE
H1	SHEET 1: ADDED NOTE 3g
H	DRAWING REMASTERED UPDATED VIEWS TO MATCH PRODUCTION CHANGE. NO DIMENSIONAL OR GEOMETRY CHANGES. PAGE 4&5: ADDED P/N 348258207 TO TABLES
REV	DESCRIPTION

THIS DRAWING CONTAINS INFORMATION THAT IS PROPRIETARY TO MOLEX ELECTRONIC TECHNOLOGIES, LLC AND SHOULD NOT BE USED WITHOUT WRITTEN PERMISSION		CURRENT REV DESC:			
DIMENSION UNITS	SCALE	GENERAL TOLERANCES (UNLESS SPECIFIED)			
mm	5:1	ANGULAR TOL	± 3.0°	EC NO: 663283	
4 PLACES ±		3 PLACES ±		DRWN: SRUSS 2021/05/07	
2 PLACES ± 0.1		1 PLACE ± 0.2		CHK'D: KHEWITT 2021/05/07	
0 PLACES ±		DRAFT WHERE APPLICABLE MUST REMAIN WITHIN DIMENSIONS		APPR: JDUNAJ 2021/05/18	
THIRD ANGLE PROJECTION		DRAWING		INITIAL REVISION:	
D-SIZE		SERIES		DRWN: TMACHUGA 2012/05/03	
34825		MATERIAL NUMBER		APPR: SMARCEAU 2012/05/03	
GENERAL MARKET		CUSTOMER		DOCUMENT NUMBER	
1 OF 4		CUSTOMER		SD-34825-001	
PSD		DOC TYPE		DOC PART	
001		DOC PART		REVISION	
H5		REVISION		SHEET NUMBER	



(18)

THIS DRAWING CONTAINS INFORMATION THAT IS PROPRIETARY TO MOLEX ELECTRONIC TECHNOLOGIES, LLC AND SHOULD NOT BE USED WITHOUT WRITTEN PERMISSION											
DIMENSION UNITS		SCALE		CURRENT REV DESC:							
mm		5:1		<p>molex</p> <p>MINI50 12-24CKT VERT HDR SALES DRAWING</p> <p>PRODUCT CUSTOMER DRAWING</p>							
GENERAL TOLERANCES (UNLESS SPECIFIED)				<p>EC NO: 663283</p> <p>DRWN: SRUSS 2021/05/07</p> <p>CHK'D: KHEWITT 2021/05/07</p> <p>APPR: JDUNAJ 2021/05/18</p>							
ANGULAR TOL ± 3.0°				INITIAL REVISION:							
4 PLACES ±				DRWN: TMACHUGA 2012/05/03							
3 PLACES ±				APPR: SMARCEAU 2012/05/03							
2 PLACES ± 0.1				DOCUMENT NUMBER							
1 PLACE ± 0.2				SD-34825-001		DOC TYPE		DOC PART		REVISION	
0 PLACES ±				PSD		001		H5			
DRAFT WHERE APPLICABLE MUST REMAIN WITHIN DIMENSIONS			THIRD ANGLE PROJECTION		DRAWING		SERIES		SHEET NUMBER		
			D-SIZE		34825		GENERAL MARKET		2 OF 4		

DOCUMENT STATUS	P1	RELEASE DATE	2021/05/18	15:37:14
-----------------	----	--------------	------------	----------

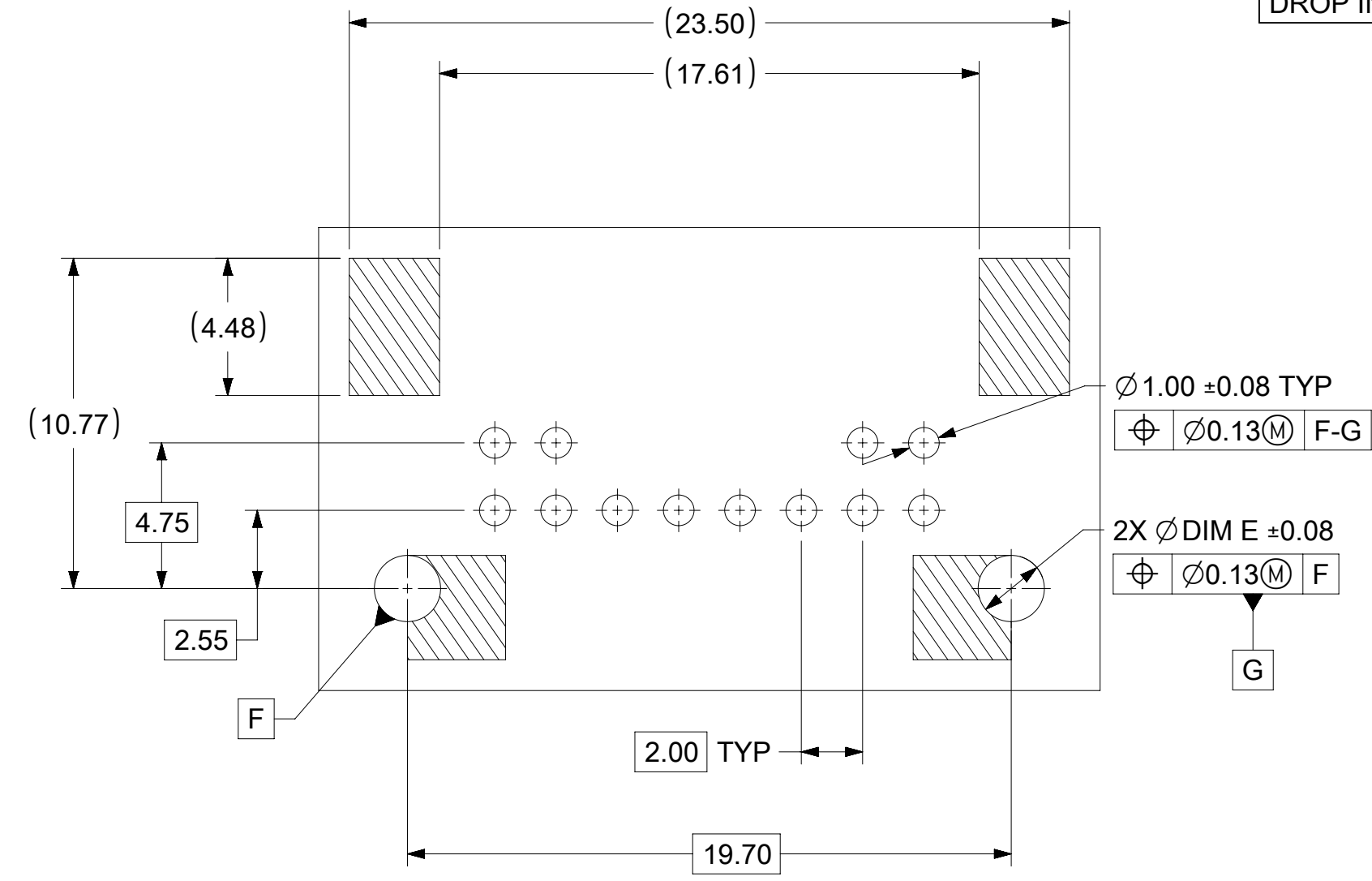
PCB LAYOUT

BOARD SHOWN FOR REFERENCE ONLY

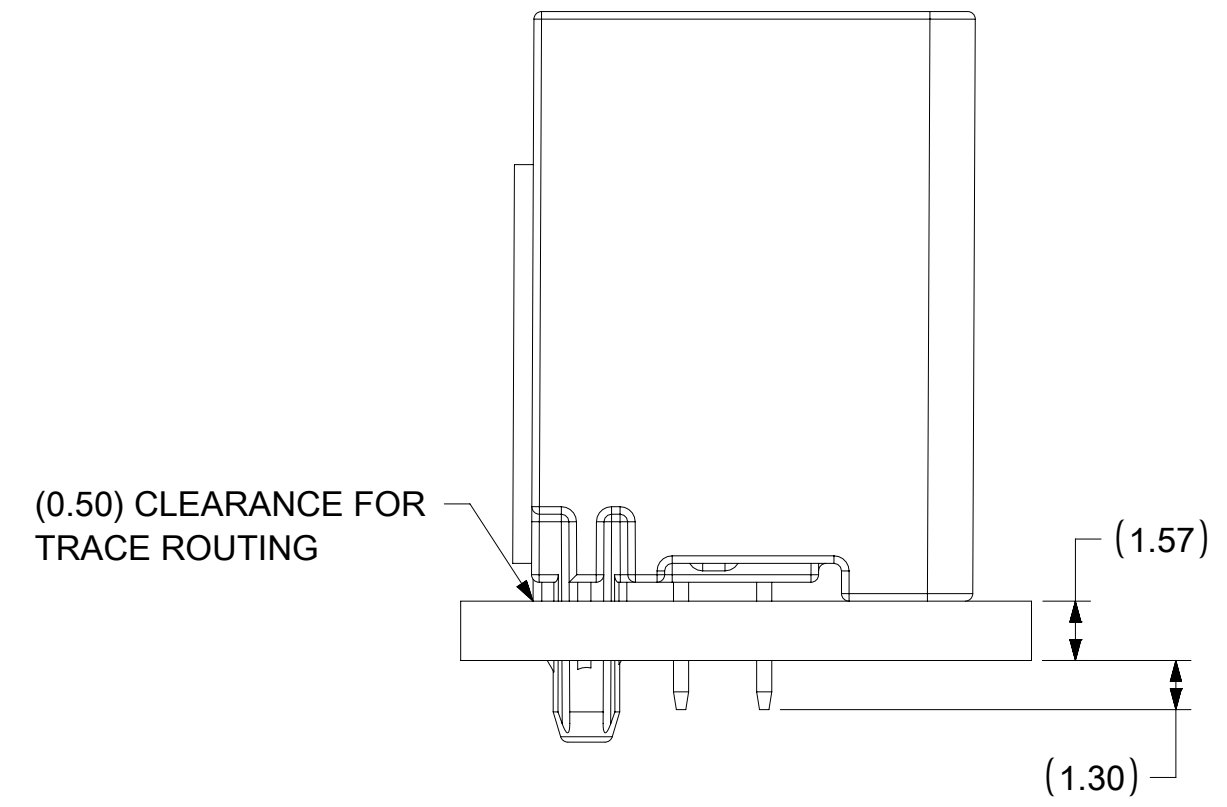
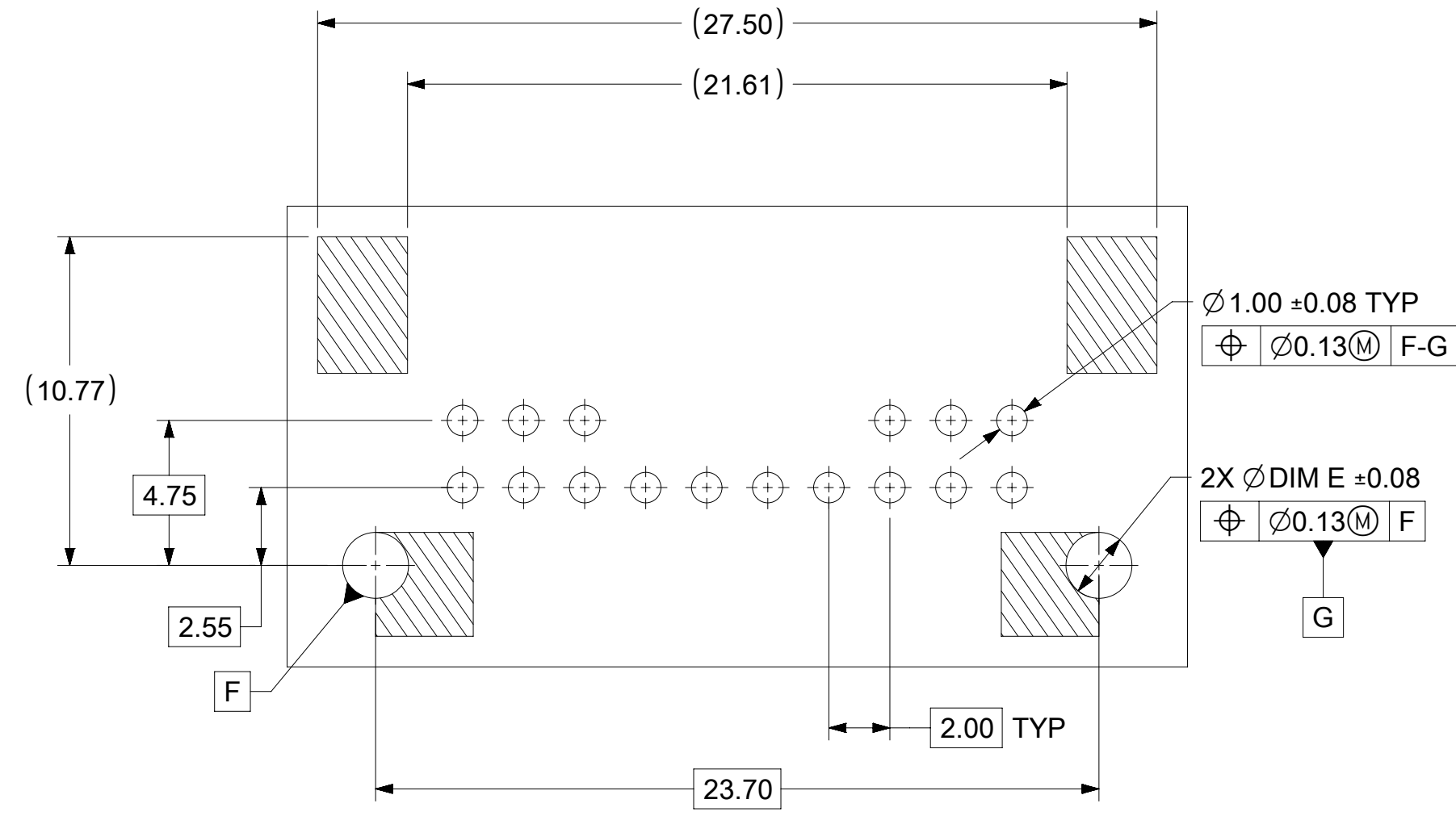
POST HOLE TABLE

	DIM E
PRESS FIT	2.15
DROP IN	2.55

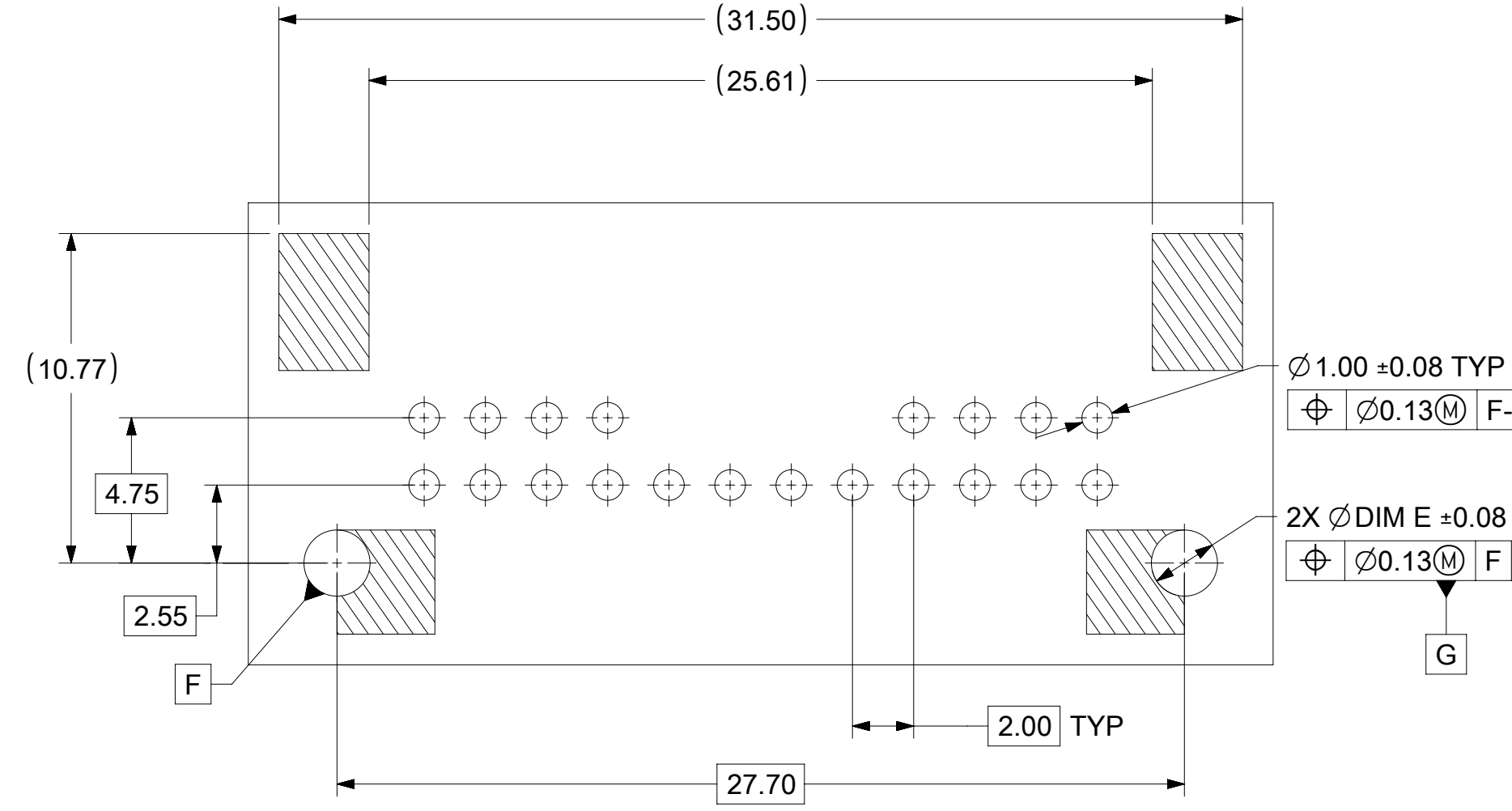
12 CIRCUIT



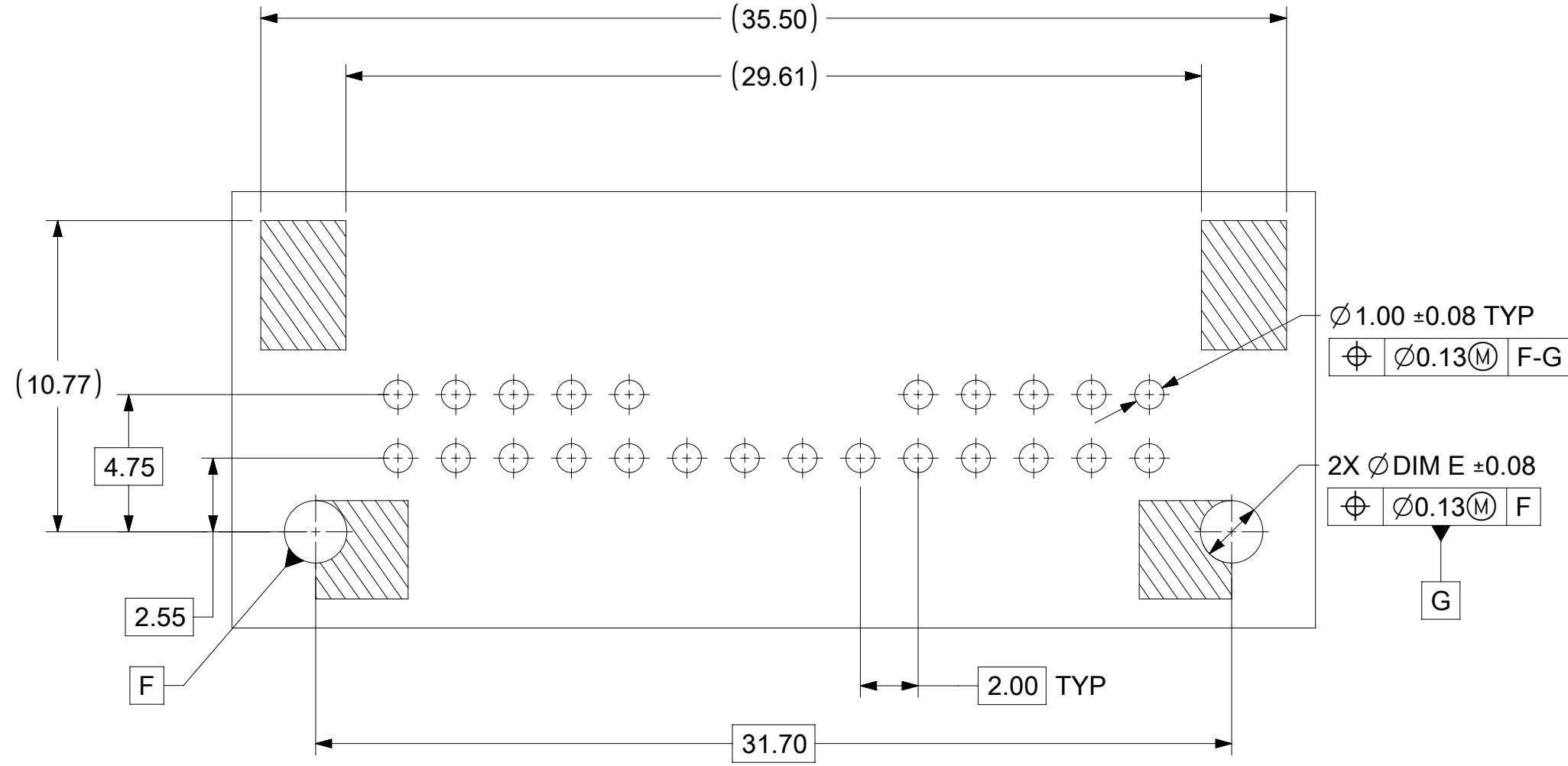
16 CIRCUIT



20 CIRCUIT



24 CIRCUIT



THIS DRAWING CONTAINS INFORMATION THAT IS PROPRIETARY TO MOLEX ELECTRONIC TECHNOLOGIES, LLC AND SHOULD NOT BE USED WITHOUT WRITTEN PERMISSION

DIMENSION UNITS	SCALE	CURRENT REV DESC:					
mm	5:1						
GENERAL TOLERANCES (UNLESS SPECIFIED)				MINI50 12-24CKT VERT HDR SALES DRAWING			
ANGULAR TOL	$\pm 3.0^\circ$	EC NO: 663283		PRODUCT CUSTOMER DRAWING			
4 PLACES	\pm	DRWN: SRUSS 2021/05/07		DOCUMENT NUMBER			
3 PLACES	\pm	CHK'D: KHEWITT 2021/05/07		DOC TYPE			
2 PLACES	± 0.1	APPR: JDUNAJ 2021/05/18		DOC PART			
1 PLACE	± 0.2	INITIAL REVISION:		REVISION			
0 PLACES	\pm	DRWN: TMACHUGA 2012/05/03		SD-34825-001			
DRAFT WHERE APPLICABLE MUST REMAIN WITHIN DIMENSIONS		APPR: SMARCEAU 2012/05/03		PSD		001	
THIRD ANGLE PROJECTION		DRAWING		D-SIZE		H5	
		SERIES		MATERIAL NUMBER		CUSTOMER	
		34825		GENERAL MARKET		SHEET NUMBER	
						3 OF 4	

MINI50 VERTICAL HEADER ASSEMBLIES

CIRCUIT	POL	COLOR	MATERIAL NUMBER TAPE AND REEL PACKAGING PK-47799-0001	MATERIAL NUMBER TUBE PACKAGING PK-31301-688	MATERIAL NUMBER TRAY PACKAGING PK-31301-440	BLADE PLATING	FLAMMABILITY	VOIDED CIRCUITS
12	A	BLACK	34825-8124	34825-9124	34825-0124	TIN	HB	N/A
	B	GRAY	34825-8125	34825-9125	34825-0125	TIN		
	C	DARK GRAY	34825-8126	34825-9126	34825-0126	TIN		
16	A	BLACK	34825-8160	34825-9160	34825-0160	TIN	HB	N/A
	B	GRAY	34825-8161	34825-9161	34825-0161	TIN		
	C	DARK GRAY	34825-8162	34825-9162	34825-0162	TIN		
20	A	BLACK	34825-8200	34825-9200	34825-0200	TIN	HB	N/A
	A	BLACK	34825-8207	N/A	N/A	TIN		1, 2, 4, 5, 7, 8, 10-12, 14, 15, 17-19
	B	GRAY	34825-8201	34825-9201	34825-0201	TIN		N/A
	C	DARK GRAY	34825-8202	34825-9202	34825-0202	TIN		N/A
24	A	BLACK	34825-8240	34825-9240	34825-0240	TIN	HB	N/A
	A	BLACK	N/A	N/A	34825-0244	TIN		2, 3, 4, 7, 8, 9, 12, 13, 14, 16, 19, 21, 22, 23
	B	GRAY	34825-8241	34825-9241	34825-0241	TIN		N/A
	B	GRAY	N/A	N/A	34825-0245	TIN		2, 3, 4, 7, 8, 9, 12, 13, 14, 16, 19, 21, 22, 23
	C	DARK GRAY	34825-8242	34825-9242	34825-0242	TIN		N/A
12	A	BLACK	215425-8124	215425-9124	215425-0124	TIN	V0	N/A
	B	GRAY	215425-8125	215425-9125	215425-0125	TIN		
	C	DARK GRAY	215425-8126	215425-9126	215425-0126	TIN		
16	A	BLACK	215425-8160	215425-9160	215425-0160	TIN	V0	N/A
	B	GRAY	215425-8161	215425-9161	215425-0161	TIN		
	C	DARK GRAY	215425-8162	215425-9162	215425-0162	TIN		
20	A	BLACK	215425-8200	215425-9200	215425-0200	TIN	V0	N/A
	B	GRAY	215425-8201	215425-9201	215425-0201	TIN		
	C	DARK GRAY	215425-8202	215425-9202	215425-0202	TIN		
24	A	BLACK	215425-8240	215425-9240	215425-0240	TIN	V0	N/A
	B	GRAY	215425-8241	215425-9241	215425-0241	TIN		
	C	DARK GRAY	215425-8242	215425-9242	215425-0242	TIN		

MATING COMPONENTS

FOR ALL MATING COMPONENT PART NUMBERS SEE THE FOLLOWING SALES DRAWINGS

- GEN I RECEPTACLE ONLY: SD-34824-002
- GEN I RECEPTACLE WITH CPA: SD-34824-003
- GEN II: 2065230000

THIS DRAWING CONTAINS INFORMATION THAT IS PROPRIETARY TO MOLEX ELECTRONIC TECHNOLOGIES, LLC AND SHOULD NOT BE USED WITHOUT WRITTEN PERMISSION													
DIMENSION UNITS		SCALE		CURRENT REV DESC:									
mm		1:1		<p>molex</p> <p>MINI50 12-24CKT VERT HDR SALES DRAWING</p> <p>PRODUCT CUSTOMER DRAWING</p> <p>DOCUMENT NUMBER: SD-34825-001 DOC TYPE: PSD DOC PART: 001 REVISION: H5</p>									
GENERAL TOLERANCES (UNLESS SPECIFIED)													
ANGULAR TOL		± 3.0°											
4 PLACES		±											
3 PLACES		±											
2 PLACES		± 0.1											
1 PLACE		± 0.2		<p>EC NO: 663283</p> <p>DRWN: SRUSS 2021/05/07</p> <p>CHK'D: KHEWITT 2021/05/07</p> <p>APPR: JDUNAJ 2021/05/18</p> <p>INITIAL REVISION:</p> <p>DRWN: TMACHUGA 2012/05/03</p> <p>APPR: SMARCEAU 2012/05/03</p>									
DRAFT WHERE APPLICABLE MUST REMAIN WITHIN DIMENSIONS		THIRD ANGLE PROJECTION		DRAWING		SERIES		MATERIAL NUMBER		CUSTOMER		SHEET NUMBER	
				D-SIZE		34825		GENERAL MARKET		4 OF 4			