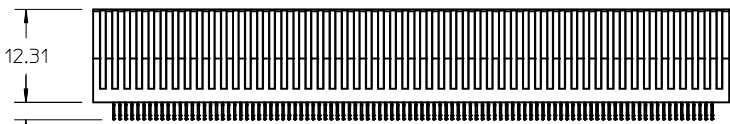


PART NUMBER	VERSION	BAY 1/BAY 2	TOTAL CIRCUITS	DIM A	SALES DRAWING (SEE NOTE 8)
170673-2278	2 BAY	146/132	278	118.63	SD-170673-2278
170673-1200	1 BAY	200	200	84.20	SD-170673-1200
170673-2108	2 BAY	86/22	108	50.63	SD-170673-2108
170673-2080	2 BAY	52/28	80	39.43	SD-170673-2080
170673-1046	1 BAY	46	46	22.60	SD-170673-1046

2 BAY EDGELINE


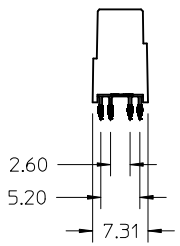


1 BAY EDGELINE



LAST CIRCUIT

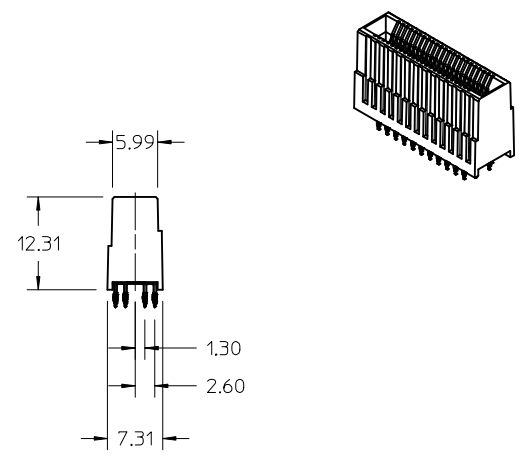
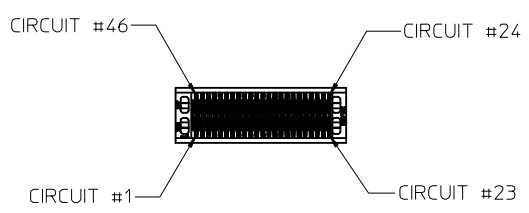
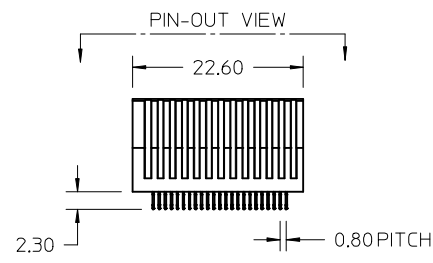
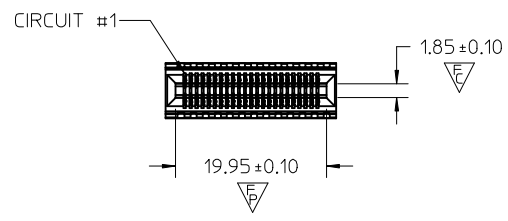
FIRST CIRCUIT



NOTES:

- MATERIAL:
HOUSING - GLASS FILLED THERMOPLASTIC, 94-V0, BLACK
TERMINALS - COPPER ALLOY
- FINISH:
CONTACT AREA: HARD GOLD -0.76μm MIN OVER 3.80μ NICKEL
COMPLIANT AREA: TIN - 0.76/1.52μm OVER NICKEL
- REFER TO PS-75594-999 PRODUCT SPECIFICATION FOR ALL ELECTRICAL, MECHANICAL AND ENVIROMENTAL SPECIFICATIONS.
- PROCESSING: PRESSFIT TO PC BOARD.
- MATING PC BOARD THICKNESS = 1.60±0.16MM OVER CONTACT PADS.
- PRODUCT IS ELV AND RoHS COMPLIANT. LEVEL OF COMPLIANCE: 6/6
ALL BANNED SUBSTANCES ARE REMOVED:
Pb (LEAD)
HEXAVALENT CHROMIUM (CrVI)
CADMIUM
MERCURY
POLYBRMINATED BIPHENYL (PBB)
POLYBROMINATED DIPHENYL ETHER (PBDE)
- THIS PART CONFORMS TO CLASS B REQUIREMENTS OF COSMETIC SPEC PS-45499-002
- FOR EDGECARD AND MOUNTING PCB LAYOUT DETAIL SEE CORRESPONDING SALES DRAWING.

RELEASED REV A EC NO: UCP2011-2702 DRWNG: DROSCA 2011/03/07 CHKD: JCOMERCI 2011/03/28 APPR: JCOMERCI 2011/03/28	DESCRIPTION REV A	QUALITY SYMBOLS	GENERAL TOLERANCES (UNLESS SPECIFIED)	DIMENSION STYLE MM ONLY	SCALE 2:1	DESIGN UNITS METRIC	THIRD ANGLE PROJECTION
		▽ = 0	mm INCH	DRAWN BY DATE DROSCA 2010/06/22	TITLE EDGELINE 12.5GB 0.062*PCB 0.8MM PITCH	MOLEX INCORPORATED DOCUMENT NO. SD-170673-0001	SHEET NO. 1 OF 1
		▽ = 0	4 PLACES ± --- ± --- 3 PLACES ± --- ± --- 2 PLACES ± --- ± --- 1 PLACE ± --- ± ---	CHECKED BY DATE JCOMERCI 2010/06/22			
▽ = 0	ANGULAR ±1/2°	APPROVED BY DATE JCOMERCI 2010/10/25					
DRAFT WHERE APPLICABLE MUST REMAIN WITHIN DIMENSIONS			SIZE C	THIS DRAWING CONTAINS INFORMATION THAT IS PROPRIETARY TO MOLEX INCORPORATED AND SHOULD NOT BE USED WITHOUT WRITTEN PERMISSION			

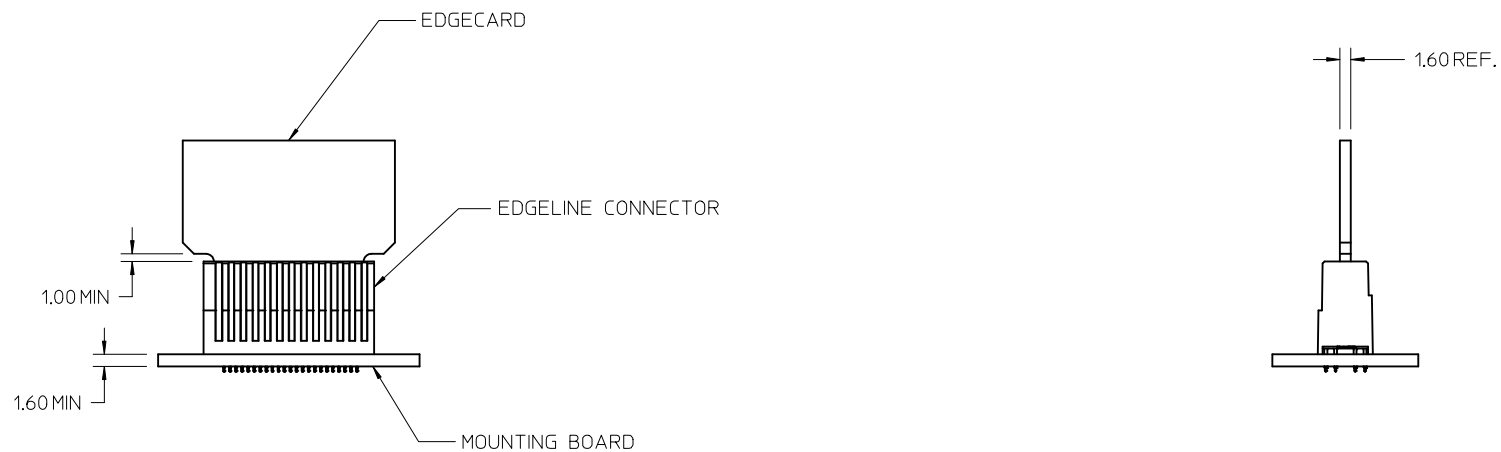


NOTES:

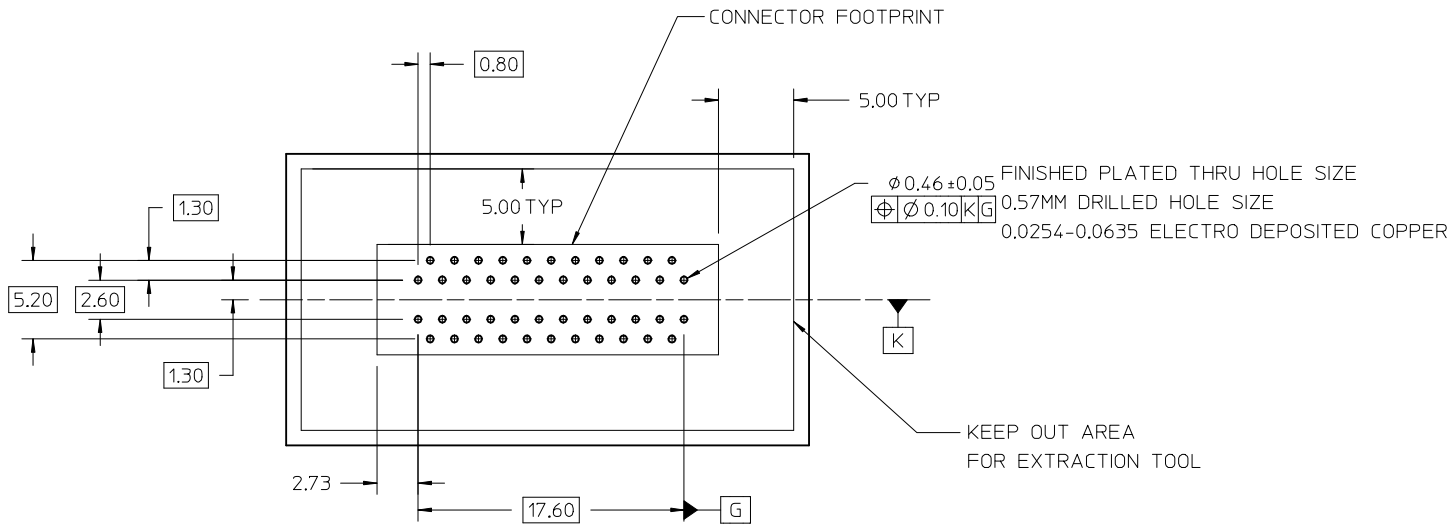
1. MATERIAL:
HOUSING - GLASS FILLED THERMOPLASTIC, 94-V0, BLACK
TERMINALS - COPPER ALLOY
2. FINISH:
CONTACT AREA: HARD GOLD -0.76µm MIN OVER 3.80µ NICKEL
COMPLIANT AREA: TIN - 0.76/1.52µm OVER NICKEL
3. REFER TO PS-75594-999 PRODUCT SPECIFICATION FOR ALL ELECTRICAL, MECHANICAL AND ENVIRONMENTAL SPECIFICATIONS.
4. REFER TO PK-76693-900 FOR ALL PACKAGING SPECIFICATIONS.
5. PROCESSING: PRESSFIT TO PC BOARD.
6. MATING PC BOARD THICKNESS = 1.60±0.16MM OVER CONTACT PADS.
7. THIS PART CONFORMS TO CLASS B REQUIREMENTS OF COSMETIC SPEC PS-45499-002

CORRECT EDGE CARD WIDTH TOLERANCE EC NO: UCP2016-4620 2016/06/02 DRWNGES CHKD: APPR:DMCGOWAN 2016/06/13 DESCRIPTION	QUALITY SYMBOLS	GENERAL TOLERANCES (UNLESS SPECIFIED)	DIMENSION STYLE	SCALE	DESIGN UNITS	THIRD ANGLE PROJECTION	
	▽=0 ▽=1 ▽=1	mm INCH	MM ONLY	2:1	METRIC		
		4 PLACES ± --- ± --- 3 PLACES ± --- ± --- 2 PLACES ± 0.15 ± --- 1 PLACE ± 0.25 ± --- 0 PLACE ± ±	DRAWN BY DATE DROSCA 2011/03/18	TITLE EDGELINE 12.5GB 46CKTS 0.062*PCB 0.8MM PITCH			
		ANGULAR ± 2 °	CHECKED BY DATE JCOMERC I 2011/03/28				
	DRAFT WHERE APPLICABLE MUST REMAIN WITHIN DIMENSIONS	APPROVED BY DATE JCOMERC I 2011/03/28					
			MATERIAL NO. 1707631046	DOCUMENT NO. SD-170673-1046	SHEET NO. 1 OF 4		
			THIS DRAWING CONTAINS INFORMATION THAT IS PROPRIETARY TO MOLEX INCORPORATED AND SHOULD NOT BE USED WITHOUT WRITTEN PERMISSION				

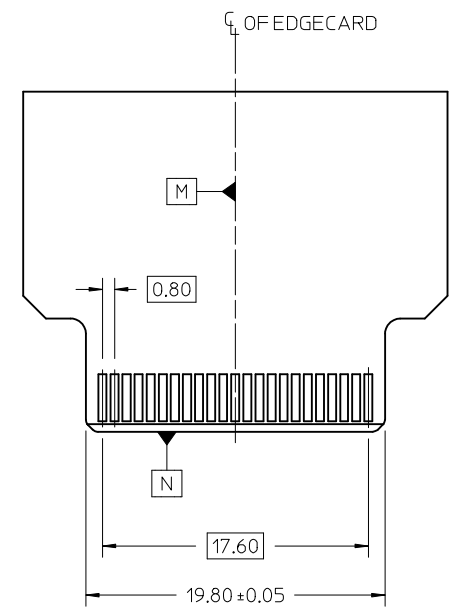
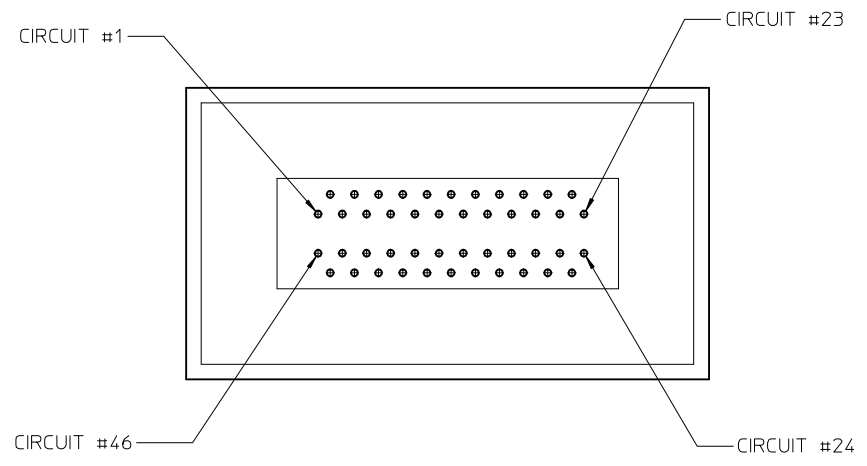
EDGE LINE CONNECTOR BOARD MOUNTING



SEE SHEET 1 EC NO: UCP2016-4620 DRAWINGS 2016/06/02 CHKD: APPR:DMCGOWAN 2016/06/13	QUALITY SYMBOLS ▽=0 ▽=0 ▽=0	GENERAL TOLERANCES (UNLESS SPECIFIED)		DIMENSION STYLE MM ONLY		SCALE 2:1	DESIGN UNITS METRIC	THIRD ANGLE PROJECTION	
		mm	INCH	DRAWN BY DROSCA	DATE 2011/03/18	TITLE EDGE LINE 12.5GB 46CKTS 0.062"PCB 0.8MM PITCH			
D	DESCRIPTION	4 PLACES	± ---	± ---	CHECKED BY JCOMERC I	DATE 2011/03/28			
		3 PLACES	± ---	± ---	APPROVED BY JCOMERC I	DATE 2011/03/28			
		2 PLACES	± 0.15	± ---	MATERIAL NO.				
		1 PLACE	± 0.25	± ---	DOCUMENT NO.				
		0 PLACE	±	±	SEE SHEET 1		SD-170673-1046	SHEET NO. 2 OF 4	
		ANGULAR ± 2 °		DRAFT WHERE APPLICABLE MUST REMAIN WITHIN DIMENSIONS		THIS DRAWING CONTAINS INFORMATION THAT IS PROPRIETARY TO MOLEX INCORPORATED AND SHOULD NOT BE USED WITHOUT WRITTEN PERMISSION			

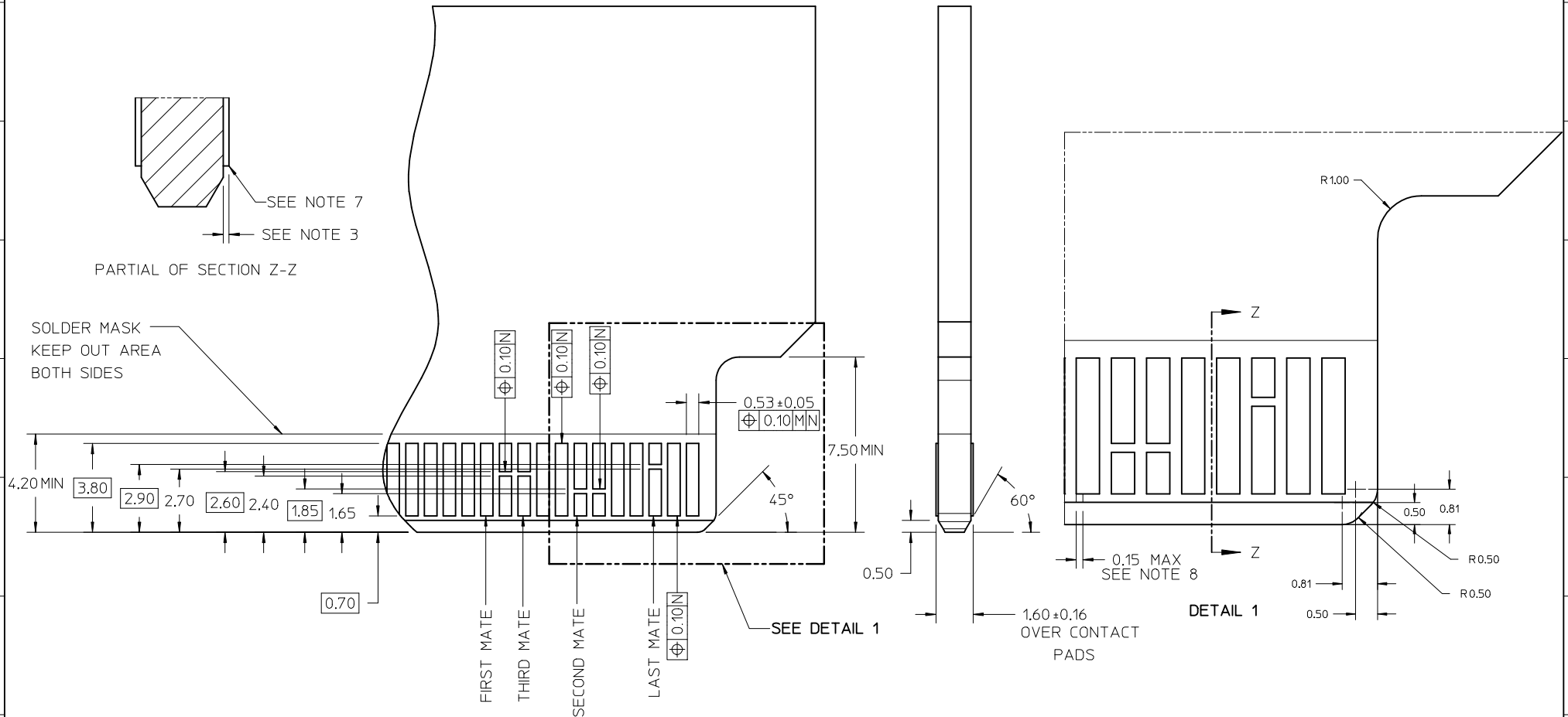


PCB LAYOUT - COMPONENT VIEW



SEE SHEET 1 EC NO: UCP2016-4620 2016/06/02 DRAWINGS CHKD: APPR:DMCGOWAN 2016/06/13 DESCRIPTION REV	QUALITY SYMBOLS	GENERAL TOLERANCES (UNLESS SPECIFIED)	DIMENSION STYLE	SCALE	DESIGN UNITS	THIRD ANGLE PROJECTION
	$\nabla = 0$	mm INCH	MM ONLY	4:1	METRIC	
	$\nabla = 0$	4 PLACES ± --- ± ---	DRAWN BY DATE	TITLE		
	$\nabla = 0$	3 PLACES ± --- ± ---	DROSCA 2011/03/18	EDGELINE 12.5GB 46CKTS		
	$\nabla = 0$	2 PLACES ± 0.15 ± ---	CHECKED BY DATE	0.062"PCB 0.8MM PITCH		
	1 PLACE ± 0.25 ± ---	JCOMERCI 2011/03/28	APPROVED BY DATE			
	0 PLACE ± ±	JCOMERCI 2011/03/28	MATERIAL NO.			
	ANGULAR ± 2 °		DOCUMENT NO.			
	DRAFT WHERE APPLICABLE MUST REMAIN WITHIN DIMENSIONS	SEE SHEET 1	SD-170673-1046			
		SIZE	THIS DRAWING CONTAINS INFORMATION THAT IS PROPRIETARY TO MOLEX INCORPORATED AND SHOULD NOT BE USED WITHOUT WRITTEN PERMISSION			
			SHEET NO. 3 OF 4			

MODULE EDGE CARD CONTACT DETAIL



MATING PCB NOTES:

- CONNECTOR LAND CONDITIONS SHALL MEET THE MOST CURRENT REVISION OF PCB SPECIFICATION IPC-6012C-2010 SECTION 3.5.4.4.
- DIMENSIONS APPLY TO LANDS ON BOTH SIDES OF THE BOARD.
- THE THICKNESS OF THE OUTER METAL LAYERS, INCLUDING FOIL, COPPER PLATING, AND THE PROTECTIVE SURFACE FINISH, SHALL BE 0.066mm MAX.
- CHAMFER ROUGHNESS NOT TO EXCEED 3.17 MICROMETERS.
- CHAMFER PROCESS SHALL NOT DAMAGE THE GOLD EDGE LANDS.
- EDGE CARD CHAMFER NOT TO GO THRU GOLD LANDS.
- 0.03mm MAX PLATING OVERHANG ON ALL GOLD LAND EDGES.
- MOLEX RECOMMENDS NO TIE-BARS ON THE LEADING EDGE OF THE GOLD LAND. IF TIE-BARS ARE USED, THEY SHALL BE PLACED TO ONE SIDE OF THE GOLD LAND. APPLIES TO ALL GOLD LANDS.

SEE SHEET 1 EC NO: UCP2016-4620 DRWNGES 2016/06/02 CHKD: APPR:DMCGOWAN 2016/06/13 REVISIONS	QUALITY SYMBOLS	GENERAL TOLERANCES (UNLESS SPECIFIED)	DIMENSION STYLE MM ONLY	SCALE 8:1	DESIGN UNITS METRIC	THIRD ANGLE PROJECTION
	∇=0 ∇=0 ∇=0	mm INCH 4 PLACES ± --- ± --- 3 PLACES ± --- ± --- 2 PLACES ± 0.15 ± --- 1 PLACE ± 0.25 ± --- 0 PLACE ± ±	DRAWN BY DATE DROSCA 2011/03/18 CHECKED BY DATE JCOMERC I 2011/03/28 APPROVED BY DATE JCOMERC I 2011/03/28	TITLE	EDGE LINE 12.5GB 46CKTS 0.062"PCB 0.8MM PITCH	
	ANGULAR ± 2 °	DRAFT WHERE APPLICABLE MUST REMAIN WITHIN DIMENSIONS	SEE SHEET 1	DOCUMENT NO.	SD-170673-1046	SHEET NO. 4 OF 4
			THIS DRAWING CONTAINS INFORMATION THAT IS PROPRIETARY TO MOLEX INCORPORATED AND SHOULD NOT BE USED WITHOUT WRITTEN PERMISSION			