



5915PC (150 x 172 x 38^L)



EMINEBEA.COM

AC Axial Fans

General Specifications

Allowable Ambient Temperature Range:
 -10°C ~ +70°C (Operating)
 -40°C ~ +70°C (Storage)
 (non-condensing environment)

Motor Structure: Capacitor-Run Induction Motor

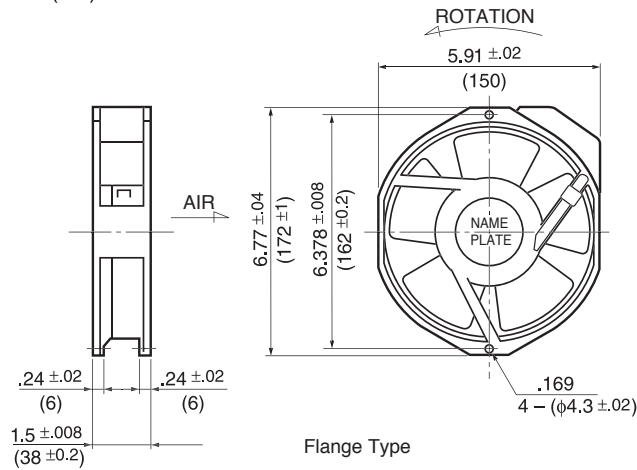
Motor Protection: Impedance Protection

Expected Life

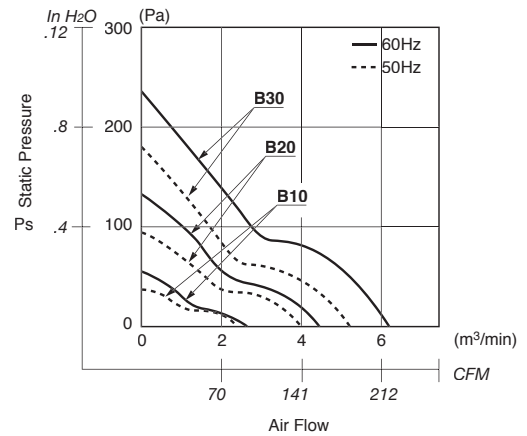
Failure Rate: 10%
 25°C 50,000 Hours

Outline

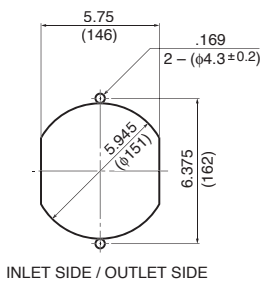
Units: $\frac{\text{inch}}{\text{mm}}$



Characteristic Curves



Panel Cut-outs



Material

- Casing : Aluminum
- Impeller : Polycarbonate (Glass Fiber-Containing)
- Bearing : Ball Bearings
- Terminal : Faston #110 or equivalent



5915PC (150 x 172 x 38^L)



EMINEBEA.COM

AC Axial Fans

Specifications

MODEL	Rated Voltage	Frequency	Starting Voltage	Current	Input Power	Speed	Max. Air Flow		Max. Static Pressure		Noise	Mass
	(V)	(Hz)	(V)	(A) ^{*1}	(W) ^{+10% -20%}	(min ⁻¹) ^{*2}	CFM ^{*2}	(m ³ /min) ^{*2}	in H ₂ O	(Pa) ^{*2}	(dB) ^{*2}	(g)
5915PC-10T-B30-B00	100	50	65	0.470	37.0	2700	176.5	5.00	.629	156.8	52.0	800
	100	60	65	0.440	33.0	3200	212.0	6.00	.865	215.6	56.0	800
5915PC-12T-B30-A00	115	50	75	0.380	35.0	2700	176.5	5.00	.629	156.8	52.0	800
	115	60	75	0.360	32.0	3200	212.0	6.00	.865	215.6	56.0	800
5915PC-20T-B30-B00	200	50	130	0.236	34.0	2700	176.5	5.00	.629	156.8	52.0	800
	200	60	130	0.210	33.0	3200	212.0	6.00	.865	215.6	56.0	800
5915PC-22T-B30-B00	220	50	145	0.210	40.0	2700	176.5	5.00	.629	156.8	52.0	800
	220	60	145	0.180	38.0	3200	212.0	6.00	.865	215.6	56.0	800
5915PC-23T-B30-A00	230	50	145	0.180	35.0	2700	176.5	5.00	.629	156.8	52.0	800
	230	60	145	0.190	35.0	3200	212.0	6.00	.865	215.6	56.0	800
5915PC-24T-B30-A00	240	50	155	0.180	34.0	2700	176.5	5.00	.629	156.8	52.0	800
	240	60	155	0.170	34.0	3200	212.0	6.00	.865	215.6	56.0	800
5915PC-10T-B20-B00	100	50	65	0.250	22.0	2200	141.2	4.00	.393	98.0	46.0	800
	100	60	65	0.230	23.0	2600	166.0	4.70	.472	117.6	50.0	800
5915PC-12T-B20-A00	115	50	75	0.200	21.0	2200	141.2	4.00	.393	98.0	46.0	800
	115	60	75	0.210	22.0	2600	166.0	4.70	.472	117.6	50.0	800
5915PC-20T-B20-B00	200	50	130	0.120	22.0	2200	141.2	4.00	.393	98.0	46.0	800
	200	60	130	0.140	23.0	2600	166.0	4.70	.472	117.6	50.0	800
5915PC-22T-B20-B00	220	50	145	0.110	23.0	2200	141.2	4.00	.393	98.0	46.0	800
	220	60	145	0.130	26.0	2600	166.0	4.70	.472	117.6	50.0	800
5915PC-23T-B20-A00	230	50	145	0.120	23.0	2200	141.2	4.00	.393	98.0	46.0	800
	230	60	145	0.140	26.0	2600	166.0	4.70	.472	117.6	50.0	800
5915PC-24T-B20-A00	240	50	145	0.100	22.0	2200	141.2	4.00	.393	98.0	46.0	800
	240	60	145	0.110	26.0	2600	166.0	4.70	.472	117.6	50.0	800
5915PC-10T-B10-B00	100	50	65	0.170	16.0	1400	84.7	2.40	.173	43.1	35.0	800
	100	60	65	0.020	18.0	1650	102.3	2.90	.243	60.7	38.0	800
5915PC-12T-B10-A00	115	50	75	0.160	16.0	1400	84.7	2.40	.173	43.1	35.0	800
	115	60	75	0.190	18.0	1650	102.3	2.90	.243	60.7	38.0	800
5915PC-20T-B10-B00	200	50	130	0.110	16.0	1400	84.7	2.40	.169	42.1	35.0	800
	200	60	130	0.130	18.0	1650	102.3	2.90	.243	60.7	38.0	800
5915PC-22T-B10-B00	220	50	130	0.100	16.0	1400	84.7	2.40	.169	42.1	35.0	800
	220	60	130	0.120	18.0	1650	102.3	2.90	.243	60.7	38.0	800
5915PC-23T-B10-A00	230	50	145	0.090	16.0	1400	84.7	2.40	.169	43.1	35.0	800
	230	60	145	0.110	18.0	1650	102.3	2.90	.243	60.7	38.0	800
5915PC-24T-B10-A00	240	50	145	0.090	16.0	1400	84.7	2.40	.169	42.1	35.0	800
	240	60	145	0.110	18.0	1650	102.3	2.90	.243	60.7	38.0	800

Rotation: Counterclockwise

Airflow Outlet: Air Out Over Struts

*1: Maximum Values in Free Air

*2: Average Values in Free Air