

Printed-circuit board connector - SMSTB 2,5/22-ST - 1768956

Please be informed that the data shown in this PDF Document is generated from our Online Catalog. Please find the complete data in the user's documentation. Our General Terms of Use for Downloads are valid (<http://phoenixcontact.com/download>)


Plug component, Nominal current: 12 A, Rated voltage (III/2): 320 V, Number of positions: 22, Pitch: 5 mm, Connection method: Screw connection, Color: green, Contact surface: Tin



The figure shows a 10-position version of the product



Key commercial data

Packing unit	1 pc
GTIN	 4 017918 034313
Weight per Piece (excluding packing)	39.89 GRM
Custom tariff number	85366990
Country of origin	Germany

Technical data

Dimensions

Pitch	5 mm
Dimension a	105 mm

General

Range of articles	SMSTB 2,5/...-ST
Insulating material group	I
Rated surge voltage (III/3)	4 kV
Rated surge voltage (III/2)	4 kV
Rated surge voltage (II/2)	4 kV
Rated voltage (III/3)	250 V
Rated voltage (III/2)	320 V
Rated voltage (II/2)	630 V

Printed-circuit board connector - SMSTB 2,5/22-ST - 1768956

Technical data

General

Connection in acc. with standard	EN-VDE
Nominal current I_N	12 A
Nominal cross section	2.5 mm ²
Maximum load current	12 A (with 2.5 mm ² conductor cross section)
Insulating material	PA
Inflammability class according to UL 94	V0
Internal cylindrical gage	A3
Stripping length	7 mm
Number of positions	22
Screw thread	M3
Tightening torque, min	0.5 Nm
Tightening torque max	0.6 Nm

Connection data

Conductor cross section solid min.	0.2 mm ²
Conductor cross section solid max.	2.5 mm ²
Conductor cross section stranded min.	0.2 mm ²
Conductor cross section stranded max.	2.5 mm ²
Conductor cross section stranded, with ferrule without plastic sleeve min.	0.25 mm ²
Conductor cross section stranded, with ferrule without plastic sleeve max.	2.5 mm ²
Conductor cross section stranded, with ferrule with plastic sleeve min.	0.25 mm ²
Conductor cross section stranded, with ferrule with plastic sleeve max.	2.5 mm ²
Conductor cross section AWG/kcmil min.	24
Conductor cross section AWG/kcmil max	12
2 conductors with same cross section, solid min.	0.2 mm ²
2 conductors with same cross section, solid max.	1 mm ²
2 conductors with same cross section, stranded min.	0.2 mm ²
2 conductors with same cross section, stranded max.	1.5 mm ²
2 conductors with same cross section, stranded, ferrules without plastic sleeve, min.	0.25 mm ²
2 conductors with same cross section, stranded, ferrules without plastic sleeve, max.	1 mm ²
2 conductors with same cross section, stranded, TWIN ferrules with plastic sleeve, min.	0.5 mm ²
2 conductors with same cross section, stranded, TWIN ferrules with plastic sleeve, max.	1.5 mm ²
Minimum AWG according to UL/CUL	30
Maximum AWG according to UL/CUL	12

Printed-circuit board connector - SMSTB 2,5/22-ST - 1768956

Classifications

eCl@ss

eCl@ss 4.0	272607xx
eCl@ss 4.1	27260701
eCl@ss 5.0	27260701
eCl@ss 5.1	27260701
eCl@ss 6.0	27260704
eCl@ss 7.0	27440402
eCl@ss 8.0	27440309

ETIM

ETIM 3.0	EC001121
ETIM 4.0	EC002638
ETIM 5.0	EC002638

UNSPSC

UNSPSC 6.01	30211810
UNSPSC 7.0901	39121409
UNSPSC 11	39121409
UNSPSC 12.01	39121409
UNSPSC 13.2	39121409

Approvals

Approvals

Approvals

CSA / UL Recognized / cUL Recognized / GOST / GOST / CSA / cULus Recognized

Ex Approvals

Approvals submitted

Approval details

Printed-circuit board connector - SMSTB 2,5/22-ST - 1768956

Approvals

CSA		
	B	D
mm ² /AWG/kcmil	28-12	28-12
Nominal current I _N	15 A	10 A
Nominal voltage U _N	300 V	300 V

UL Recognized		
	B	D
mm ² /AWG/kcmil	30-12	30-12
Nominal current I _N	15 A	10 A
Nominal voltage U _N	300 V	300 V

cUL Recognized		
	B	D
mm ² /AWG/kcmil	30-12	30-12
Nominal current I _N	15 A	10 A
Nominal voltage U _N	300 V	300 V

GOST		
------	--	--

GOST		
------	--	--

CSA		
	B	D
mm ² /AWG/kcmil	28-12	28-12
Nominal current I _N	15 A	10 A
Nominal voltage U _N	300 V	300 V

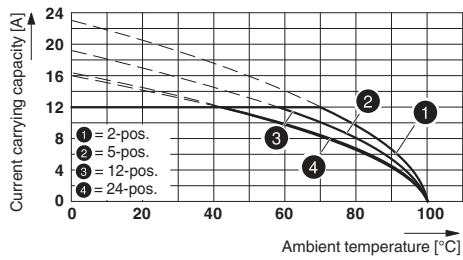
Printed-circuit board connector - SMSTB 2,5/22-ST - 1768956

Approvals

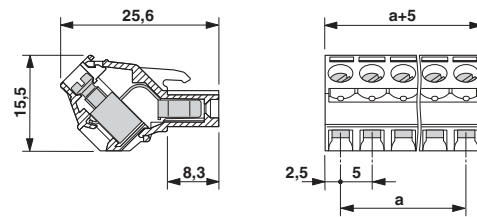


Drawings

Diagram



Dimensioned drawing



Type: SMSTB 2,5/...-ST(-5,08) with SMSTBA 2,5/...-G(-5,08)