



■ Features :

- AC input 180~264VAC
- Protections: Short circuit / Overload / Over voltage/ Over temperature
- Leakage current<1mA
- Forced air cooling by built-in DC fan
- Low profile:30mm
- Withstand 300vac surge input for 5 second
- LED indicator for power on
- Conformal coating
- Low cost,high reliability
- 100% full load burn-in test
- 2 years warranty

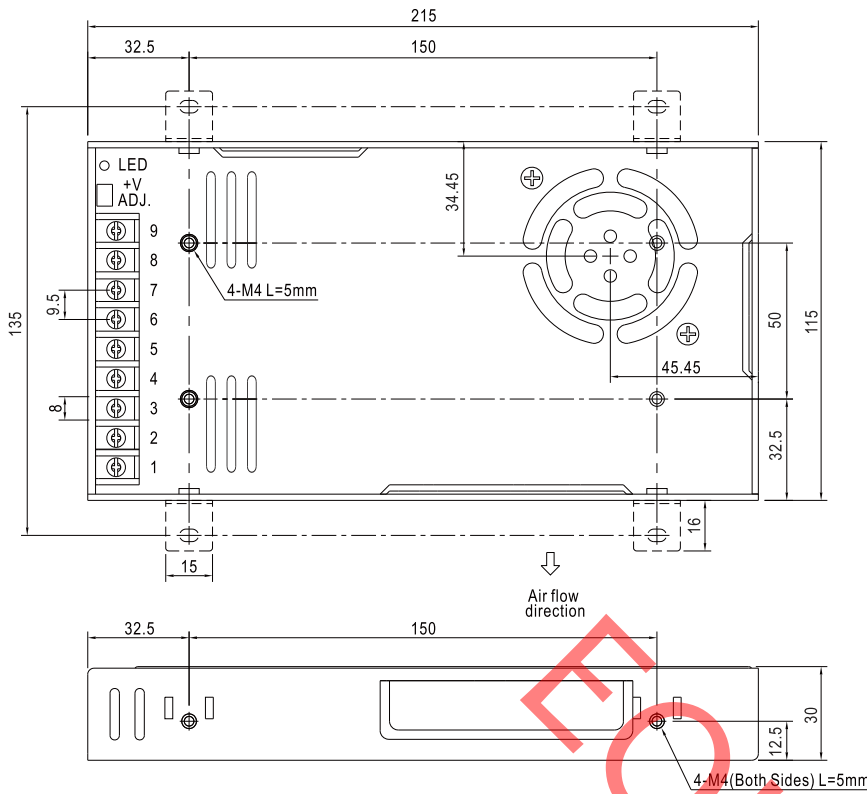


SPECIFICATION

MODEL	NEL-300-2.8	NEL-300-4.2	NEL-300-5	
OUTPUT	DC VOLTAGE	2.8V	4.2V	5V
	RATED CURRENT	60A	60A	60A
	CURRENT RANGE	0 ~ 60A	0 ~ 60A	0 ~ 60A
	RATED POWER	168W	252W	300W
	RIPPLE & NOISE (max.) Note.2	150mVp-p	150mVp-p	150mVp-p
	VOLTAGE ADJ. RANGE	2.5 ~ 3V	3.6 ~ 4.4V	4.5 ~ 5.5V
	VOLTAGE TOLERANCE Note.3	+3%,-4.5%	+3%,-4.5%	±3.0%
	LINE REGULATION	±0.5%	±0.5%	±0.5%
	LOAD REGULATION	±2.5%	±2.5%	±2.0%
	SETUP, RISE TIME	2500ms, 50ms/230VAC		
HOLD UP TIME (Typ.)	20ms/230VAC			
INPUT	VOLTAGE RANGE	180 ~ 264VAC 254 ~ 370VDC		
	FREQUENCY RANGE	47 ~ 63Hz		
	EFFICIENCY (Typ.)	81%	85%	86%
	AC CURRENT (Typ.)	2.5A/230VAC	3A/230VAC	4A/230VAC
	INRUSH CURRENT (Typ.)	100A/230VAC		
	LEAKAGE CURRENT	<1mA/ 240VAC		
PROTECTION	OVER LOAD	105 ~ 140% rated output power Protection type : Hiccup mode, recovers automatically after fault condition is removed		
	OVER VOLTAGE	3.22 ~ 3.78V	4.6 ~ 5.4V	5.6 ~ 7V
	OVER TEMPERATURE	Shut down O/P voltage, recovers automatically after temperature goes down		
ENVIRONMENT	WORKING TEMP.	-20 ~ +60°C (Refer to output load derating curve)		
	WORKING HUMIDITY	20 ~ 90% RH non-condensing		
	STORAGE TEMP., HUMIDITY	-20 ~ +85°C, 10 ~ 95% RH		
	TEMP. COEFFICIENT	±0.03%/°C (0 ~ 50°C)		
	VIBRATION	10 ~ 500Hz, 3G 10min./1cycle, 60min. each along X, Y, Z axes		
SAFETY	SAFETY STANDARDS	UL60950-1 approved		
	WITHSTAND VOLTAGE	I/P-O/P:3KVAC I/P-FG:2KVAC O/P-FG:0.5KVAC		
	ISOLATION RESISTANCE	I/P-O/P, I/P-FG, O/P-FG:100M Ohms/500VDC / 25°C / 70% RH		
OTHERS	MTBF	235K hrs min. MIL-HDBK-217F (25°C)		
	DIMENSION	215*115*30mm (L*W*H)		
	PACKING	0.8Kg;15pcs/13Kg/0.78CUFT		
NOTE	<p>1. All parameters NOT specially mentioned are measured at 230VAC input, rated load and 25°C of ambient temperature.</p> <p>2. Ripple & noise are measured at 20MHz of bandwidth by using a 12" twisted pair-wire terminated with a 0.1uf & 47uf parallel capacitor.</p> <p>3. Tolerance : includes set up tolerance, line regulation and load regulation.</p>			

Mechanical Specification

Case No. 207D Unit:mm

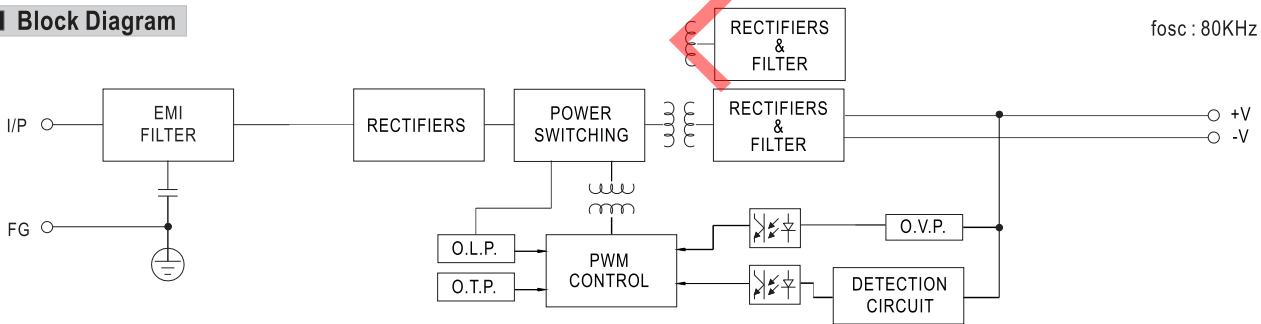


Terminal Pin No. assignment :

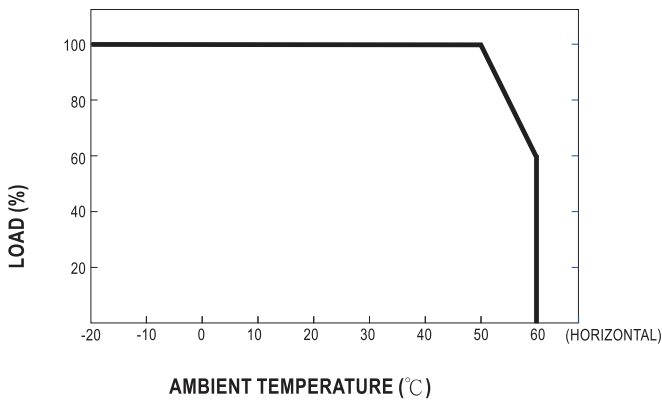
Pin No.	Assignment	Pin No.	Assignment
1	AC/L	4~6	DC OUTPUT -V
2	AC/N	7~9	DC OUTPUT +V
3	FG \perp		

Block Diagram

fosc : 80KHz



Derating Curve



Static Characteristics

