

MATERIAL (RoHS COMPLIANT)

CAGE:
COPPER ALLOY

PLATING OPTION 1:
100u" [2.54 um] MIN BRIGHT TIN
PLATING OVER 50 u" [1.27 um]
MIN NICKEL UNDERPLATE

PLATING OPTION 2:
150 u" [3.81um] MIN NICKEL
PLATING (NOT FOR SOLDER PINS)

PLATING OPTION 3:
100u" [2.54 um] MIN MATTE TIN
PLATING OVER 50 u" [1.27 um]
MIN NICKEL UNDERPLATE

DUST COVER:
THERMOPLASTIC, COLOR BLACK

PACKAGING:
TRAY PACKAGING

TEMPERATURE RANGE:
-40 C TO 85 C

**OPTIONAL DUST COVER
(SHIP LOOSE)**
P/N U77-1110-8000

AMPHENOL PART NUMBER CONFIGURATION

U77-A X 1 1 X X X 0 X

SFP
CAGE

STYLE
ONE ROW

NUMBER OF PORTS
2 = 2 PORTS
4 = 4 PORTS
6 = 6 PORTS

CHASSIS GROUNDING
TAB GROUNDING

HEAT SINK OPTION
NO HEAT SINK

PACKAGING
1 = TRAY PACKAGING
T = TAPE AND REEL PACKAGING

OPTION 1
STANDARD

OPTIONAL DUST COVER
0 = WITHOUT DUST COVER
D = WITH DUST COVER (SHIP LOOSE)

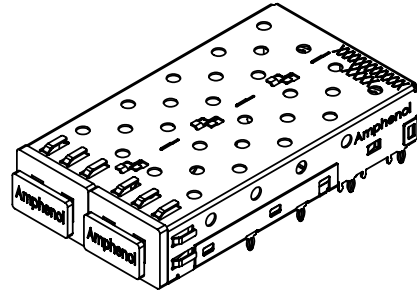
PLATING
1 = BRIGHT TIN
2 = NICKEL
3 = MATTE TIN

MOUNTING
0 = STANDARD
4 = REAR PRESS-FIT PINS

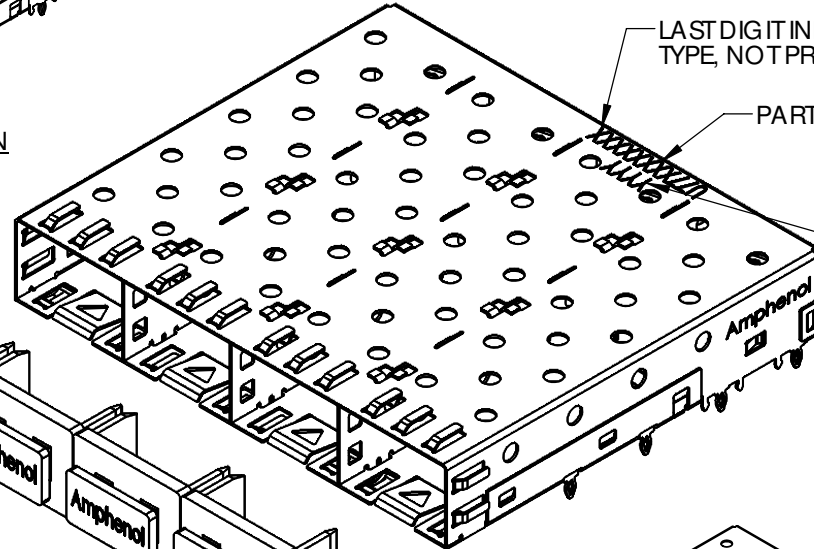
DO NOT SCALE DRAWING

THIS DOCUMENT CONTAINS PROPRIETARY INFORMATION AND SUCH INFORMATION MAY NOT BE DISCLOSED TO OTHERS FOR ANY PURPOSE OR USED FOR MANUFACTURING PURPOSES WITHOUT PERMISSION FROM AMPHENOL CANADA CORP.

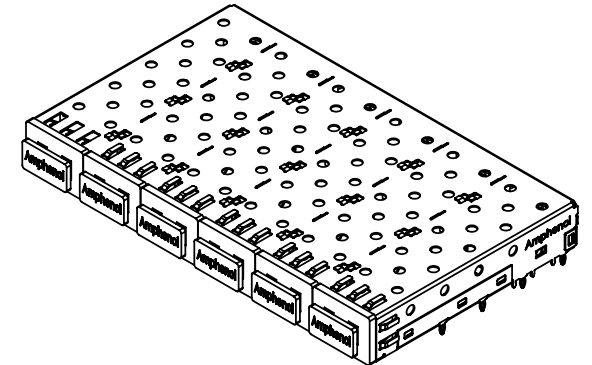
REVISIONS				
REV.	ECN	DESCRIPTION	DATE	APPROVED
C		PROPOSAL	01/05/2006	A.G.
D		UPDATED	JUL17/09	A.G.
E		CORRECT PLATING OPTIONS	DEC20/10	A.G.



P/N U77-A2110-XD0X SHOWN



P/N U77-A4110-XD0X SHOWN



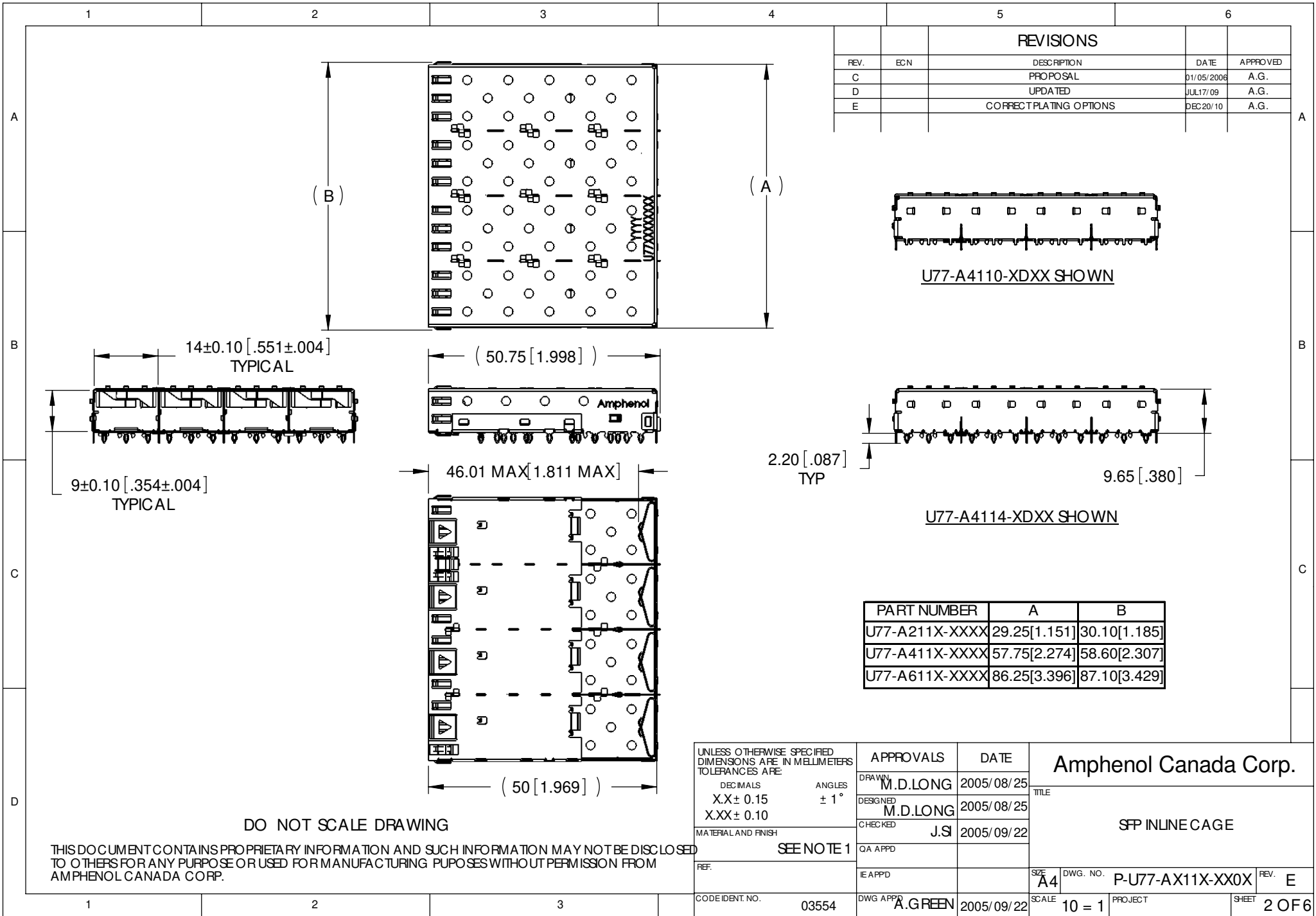
P/N U77-A6110-XD0X SHOWN

LAST DIGIT INDICATING PACKAGING TYPE, NOT PRINTED ON THE PART

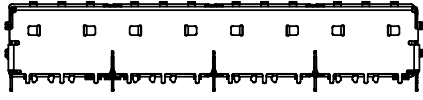
PART NUMBER

DATE CODE

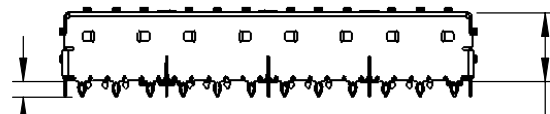
UNLESS OTHERWISE SPECIFIED DIMENSIONS ARE IN MILLIMETERS TOLERANCES ARE:		APPROVALS		DATE	Amphenol Canada Corp.	
DECIMALS	ANGLES	DRAWN	M.D.LONG	2005/08/25	TITLE	
X.X ± 0.15	± 1°	DESIGNED	M.D.LONG	2005/08/25	SFP INLINE CAGE	
X.XX ± 0.10		CHECKED	J.SI	2005/09/22		
MATERIAL AND FINISH		QA APPD				
SEE NOTE 1		IE APPD				
REF.		DWG APPD	A.GREEN	2005/09/22	SIZE	A4
CODE IDENT. NO.		03554			DWG. NO.	P-U77-AX11X-XX0X
					SCALE	10 = 1
					PROJECT	
					SHEET	1 OF 6
					REV.	E



REVISIONS				
REV.	ECN	DESCRIPTION	DATE	APPROVED
C		PROPOSAL	01/05/2006	A.G.
D		UPDATED	JUL17/09	A.G.
E		CORRECT PLATING OPTIONS	DEC20/10	A.G.



U77-A4110-XDXX SHOWN



U77-A4114-XDXX SHOWN

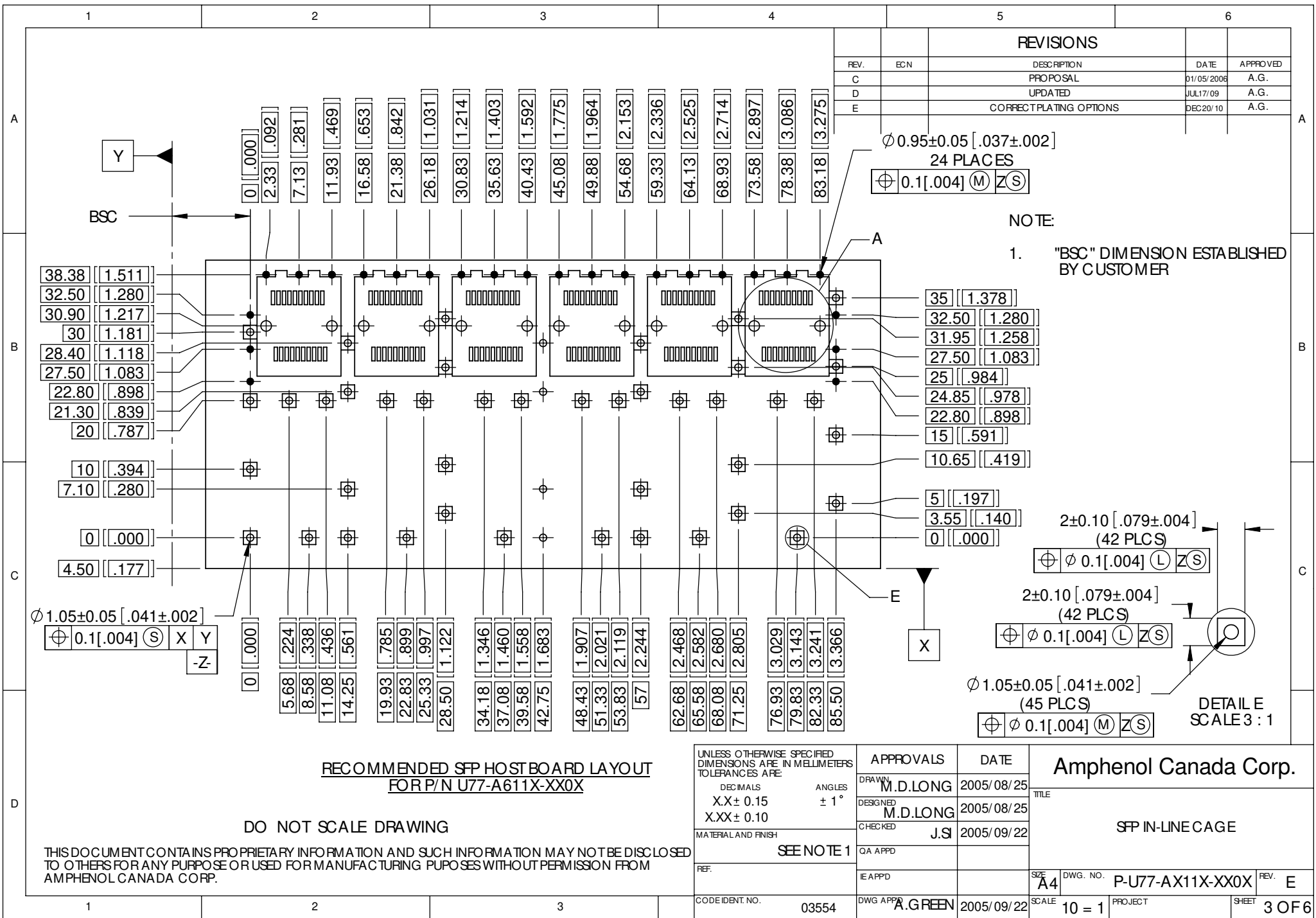
PART NUMBER	A	B
U77-A211X-XXXX	29.25[1.151]	30.10[1.185]
U77-A411X-XXXX	57.75[2.274]	58.60[2.307]
U77-A611X-XXXX	86.25[3.396]	87.10[3.429]

UNLESS OTHERWISE SPECIFIED DIMENSIONS ARE IN MILLIMETERS TOLERANCES ARE: DECIMALS ANGLES X.X ± 0.15 ± 1° X.XX ± 0.10	APPROVALS	DATE
	DRAWN M.D.LONG	2005/08/25
	DESIGNED M.D.LONG	2005/08/25
	CHECKED J.SI	2005/09/22
MATERIAL AND FINISH	SEE NOTE 1	
REF.	IE APPD	
CODE IDENT. NO. 03554	DWG APPD A.GREEN	2005/09/22

Amphenol Canada Corp.		
TITLE		
SFP INLINE CAGE		
SIZE A4	DWG. NO. P-U77-AX11X-XX0X	REV. E
SCALE 10 = 1	PROJECT	SHEET 2 OF 6

DO NOT SCALE DRAWING

THIS DOCUMENT CONTAINS PROPRIETARY INFORMATION AND SUCH INFORMATION MAY NOT BE DISCLOSED TO OTHERS FOR ANY PURPOSE OR USED FOR MANUFACTURING PURPOSES WITHOUT PERMISSION FROM AMPHENOL CANADA CORP.



REVISIONS				
REV.	ECN	DESCRIPTION	DATE	APPROVED
C		PROPOSAL	01/05/2006	A.G.
D		UPDATED	JUL17/09	A.G.
E		CORRECT PLATING OPTIONS	DEC20/10	A.G.

$\varnothing 0.95 \pm 0.05$ [.037 ± .002]
 24 PLACES
 $\varnothing 0.1$ [.004] (M) Z(S)

NOTE:
 1. "BSC" DIMENSION ESTABLISHED BY CUSTOMER

- 35 [.1378]
- 32.50 [.1280]
- 31.95 [.1258]
- 27.50 [.1083]
- 25 [.984]
- 24.85 [.978]
- 22.80 [.898]
- 15 [.591]
- 10.65 [.419]
- 5 [.197]
- 3.55 [.140]
- 0 [.000]

2 ± 0.10 [.079 ± .004] (42 PLCS)
 $\varnothing 0.1$ [.004] (L) Z(S)

2 ± 0.10 [.079 ± .004] (42 PLCS)
 $\varnothing 0.1$ [.004] (L) Z(S)

$\varnothing 1.05 \pm 0.05$ [.041 ± .002] (45 PLCS)
 $\varnothing 0.1$ [.004] (M) Z(S)

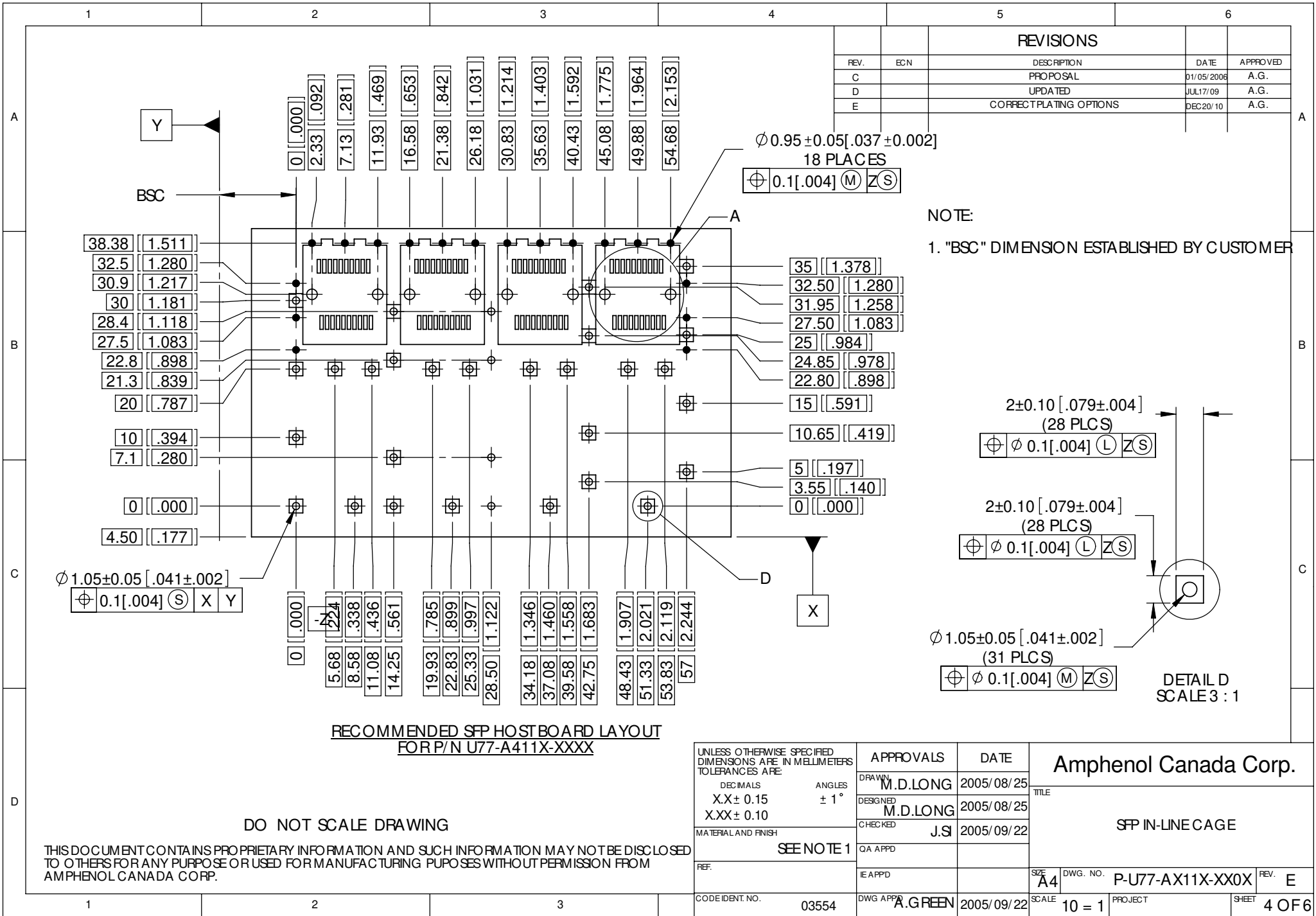
DETAIL E
SCALE 3 : 1

**RECOMMENDED SFP HOST BOARD LAYOUT
 FOR P/N U77-A611X-XX0X**

DO NOT SCALE DRAWING

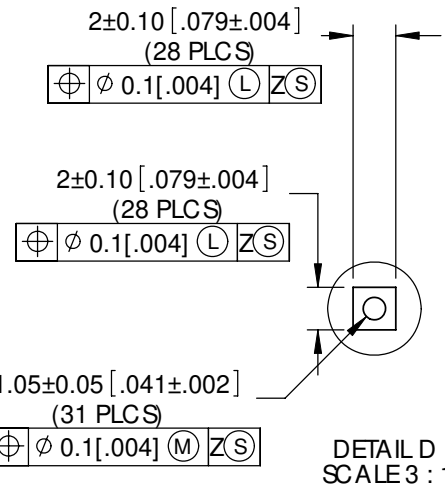
THIS DOCUMENT CONTAINS PROPRIETARY INFORMATION AND SUCH INFORMATION MAY NOT BE DISCLOSED TO OTHERS FOR ANY PURPOSE OR USED FOR MANUFACTURING PURPOSES WITHOUT PERMISSION FROM AMPHENOL CANADA CORP.

UNLESS OTHERWISE SPECIFIED DIMENSIONS ARE IN MILLIMETERS TOLERANCES ARE:		APPROVALS		DATE		Amphenol Canada Corp.	
DECIMALS	ANGLES	DRAWN	M.D.LONG	2005/08/25	TITLE		
X.X ± 0.15	± 1°	DESIGNED	M.D.LONG	2005/08/25	SFP IN-LINE CAGE		
X.XX ± 0.10		CHECKED	J.SI	2005/09/22			
MATERIAL AND FINISH		QA APPD				SIZE A4	
SEE NOTE 1		IE APPD				DWG. NO. P-U77-AX11X-XX0X	
REF.		DWG APPD		A.G.GREEN		2005/09/22	
CODE IDENT. NO. 03554		SCALE 10 = 1		PROJECT		REV. E	
		SHEET		3 OF 6			



REVISIONS				
REV.	ECN	DESCRIPTION	DATE	APPROVED
C		PROPOSAL	01/05/2006	A.G.
D		UPDATED	JUL17/09	A.G.
E		CORRECT PLATING OPTIONS	DEC20/10	A.G.

NOTE:
1. "BSC" DIMENSION ESTABLISHED BY CUSTOMER

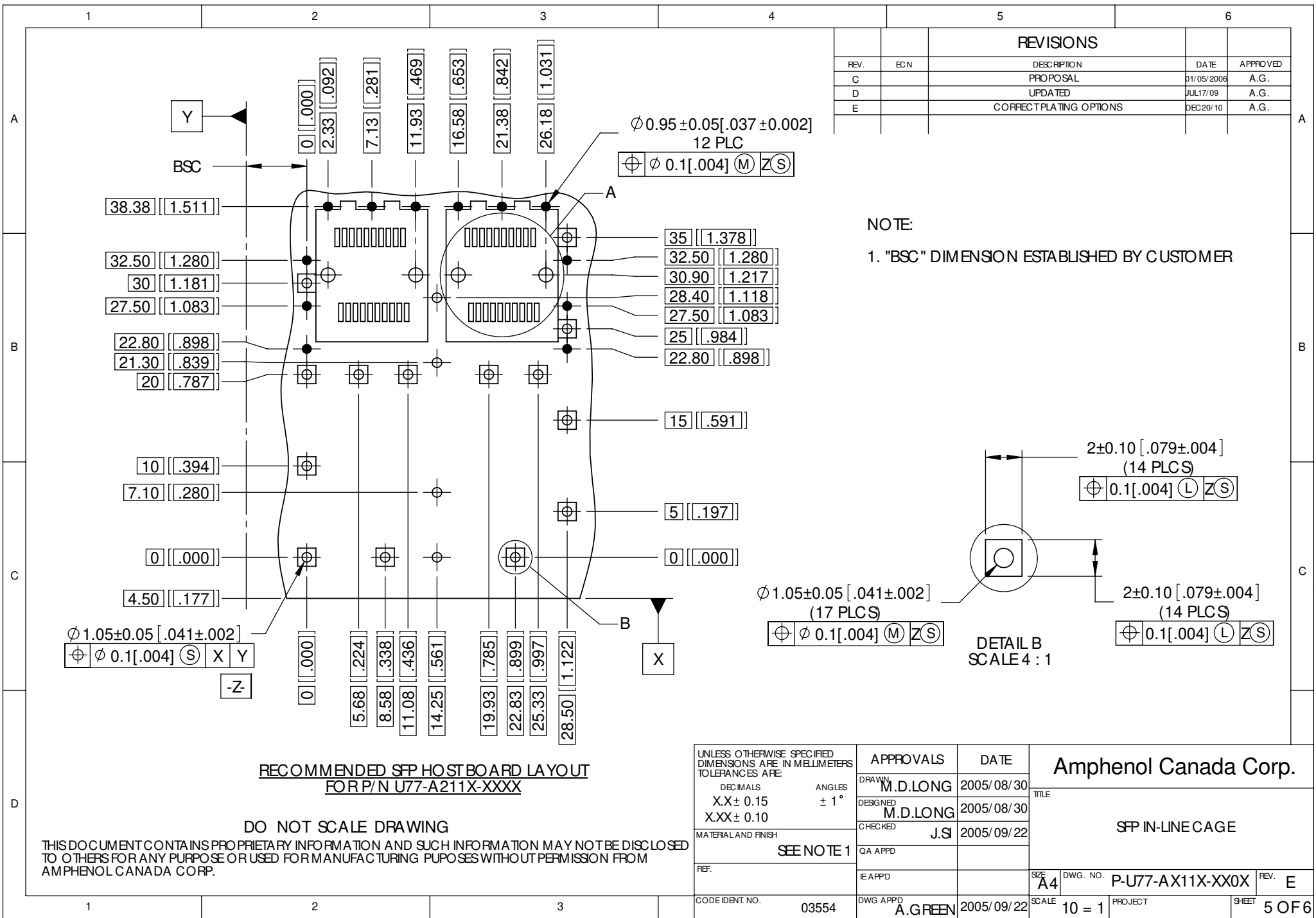


**RECOMMENDED SFP HOST BOARD LAYOUT
FOR P/N U77-A411X-XXXX**

DO NOT SCALE DRAWING

THIS DOCUMENT CONTAINS PROPRIETARY INFORMATION AND SUCH INFORMATION MAY NOT BE DISCLOSED TO OTHERS FOR ANY PURPOSE OR USED FOR MANUFACTURING PURPOSES WITHOUT PERMISSION FROM AMPHENOL CANADA CORP.

UNLESS OTHERWISE SPECIFIED DIMENSIONS ARE IN MILLIMETERS TOLERANCES ARE: DECIMALS ANGLES X.X ± 0.15 ± 1° X.XX ± 0.10		APPROVALS DRAWN: M.D.LONG DESIGNED: M.D.LONG CHECKED: J.SI QA APPD: IE APPD:	DATE 2005/08/25 2005/08/25 2005/09/22	Amphenol Canada Corp. TITLE SFP IN-LINE CAGE
MATERIAL AND FINISH SEE NOTE 1	REF.	CODE IDENT. NO. 03554	DWG APPD: A.G.GREEN	
SIZE: A4		DWG. NO.: P-U77-AX11X-XX0X	REV.: E	SCALE: 10 = 1
PROJECT		SHEET: 4 OF 6		



REVISIONS				
REV.	ECN	DESCRIPTION	DATE	APPROVED
C		PROPOSAL	01/05/2008	A.G.
D		UPDATED	JUL17/09	A.G.
E		CORRECT PLATING OPTIONS	DEC20/10	A.G.

NOTE:
1. "BSC" DIMENSION ESTABLISHED BY CUSTOMER

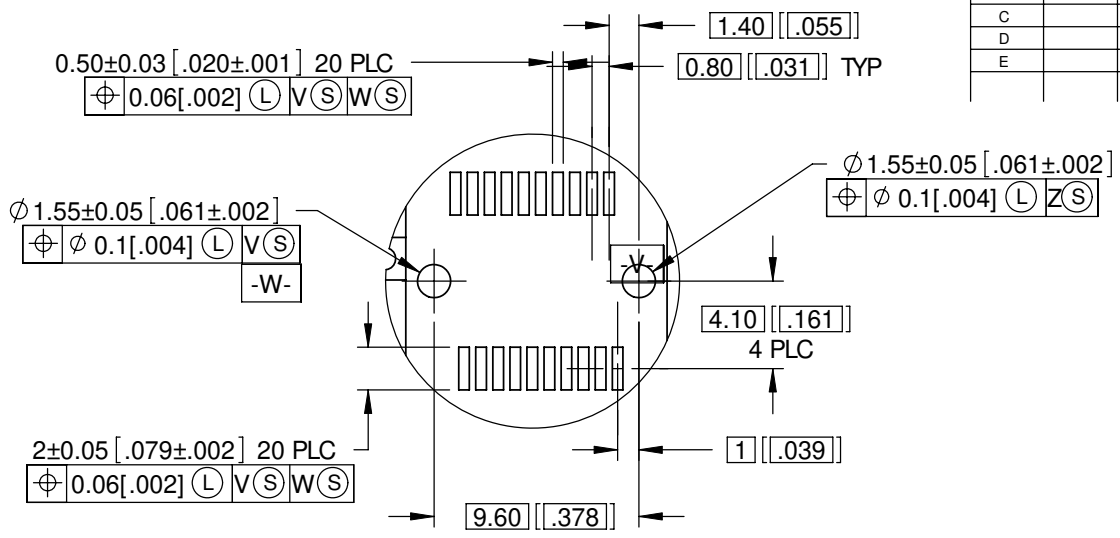
UNLESS OTHERWISE SPECIFIED DIMENSIONS ARE IN MILLIMETERS TOLERANCES ARE:		APPROVALS		DATE		Amphenol Canada Corp.	
DECIMALS	ANGLES	DRAWN	M.D.LONG	2005/08/30	TITLE		
X.X ± 0.15	± 1°	DESIGNED	M.D.LONG	2005/08/30	SFP IN-LINE CAGE		
X.XX ± 0.10		CHECKED	J.SI	2005/09/22			
MATERIAL AND FINISH		QA APPD				SIZE A4	
SEE NOTE 1		IE APPD				DWG. NO. P-U77-AX11X-XX0X	
REF.		DWG APPD		A.GREEN		2005/09/22	
CODE IDENT. NO. 03554		SCALE 10 = 1		PROJECT		REV. E	
						SHEET 5 OF 6	

RECOMMENDED SFP HOST BOARD LAYOUT FOR P/N U77-A211X-XXXX


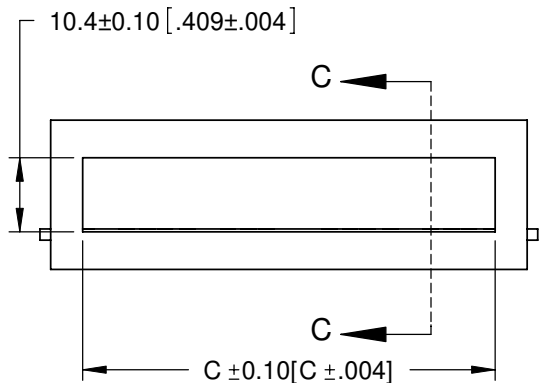
DO NOT SCALE DRAWING

THIS DOCUMENT CONTAINS PROPRIETARY INFORMATION AND SUCH INFORMATION MAY NOT BE DISCLOSED TO OTHERS FOR ANY PURPOSE OR USED FOR MANUFACTURING PURPOSES WITHOUT PERMISSION FROM AMPHENOL CANADA CORP.

REVISIONS				
REV.	ECN	DESCRIPTION	DATE	APPROVED
C		PROPOSAL	01/05/2006	A.G.
D		UPDATED	JUL17/09	A.G.
E		CORRECT PLATING OPTIONS	DEC20/10	A.G.



DETAIL A
SCALE 3 : 1



SECTION C-C
SCALE 1 : 1

PART NUMBER	C
U77-A211X-XXXX	29.5[1.161]
U77-A411X-XXXX	58.0[2.283]
U77-A611X-XXXX	86.5[3.406]

RECOMMENDED BEZEL DESIGN

DO NOT SCALE DRAWING

THIS DOCUMENT CONTAINS PROPRIETARY INFORMATION AND SUCH INFORMATION MAY NOT BE DISCLOSED TO OTHERS FOR ANY PURPOSE OR USED FOR MANUFACTURING PURPOSES WITHOUT PERMISSION FROM AMPHENOL CANADA CORP.

UNLESS OTHERWISE SPECIFIED DIMENSIONS ARE IN MILLIMETERS TOLERANCES ARE:		APPROVALS		DATE	<p style="text-align: center;">Amphenol Canada Corp.</p> <p style="text-align: center;">SFP IN-LINE CAGE</p>
DECIMALS	ANGLES	DRAWN	M.D.LONG	2005/08/25	
X.X ± 0.15	± 1°	DESIGNED	M.D.LONG	2005/08/25	
X.XX ± 0.10		CHECKED	J.SI	2005/09/22	
MATERIAL AND FINISH		QA APPD			
SEE NOTE 1		IE APPD			SIZE A4
REF.		DWG APPD	A.GREEN	2005/09/22	DWG. NO. P-U77-AX11X-XX0X
CODE IDENT. NO.	03554	SCALE	10 = 1	PROJECT	REV. E
				SHEET	6 OF 6