

REV. Status
 PRELIMINARY
 04/25/00 JC

PRELIMINARY 1
 CHANGED A.1-
 A.5, A.7, A.8
 AND SCHEMATIC.
 06/27/00 LL

Y
 R
 A
 Z
 N
 I
 L
 R
 R

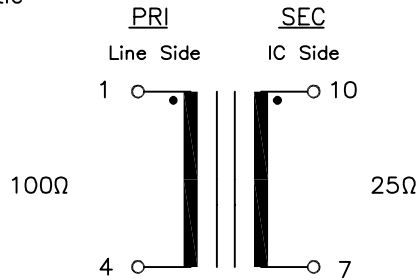
ADSL transformer designed for use with Texas Instrument IC chip set TNETD4000C

- A. Electrical Specifications (@ 25° C)
1. Primary (Line side) Impedance; 100Ω
 2. Secondary (IC side) Impedance; 25Ω
 3. Frequency Response; ±0.5dB MAX @ 100KHz to 1.1MHz 0dBm
 4. Primary Open Circuit Inductance; 75μH ±5% @ 100KHz, 1Vrms Measured 1-4
 5. Leakage Inductance; 12.0μH MAX @ 100KHz, 0.1Vrms Measured 1-4 with (7-10) shorted
 6. Innerwinding Capacitance; 35pF MAX Measured 1-10
 7. DC Resistance;
 - (1-4)=2.0Ω MAX
 - (7-10)=0.55Ω MAX
 8. Turns Ratio; (1-4):(7-10) = 2:1±2%
 9. Dielectric Strength; 2KV 1 second @ Pri to Sec
 10. Total Harmonic Distortion; -80dB MAX @ 100KHz

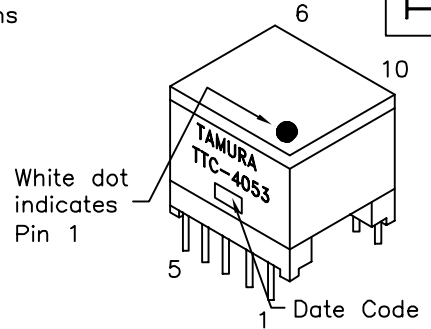
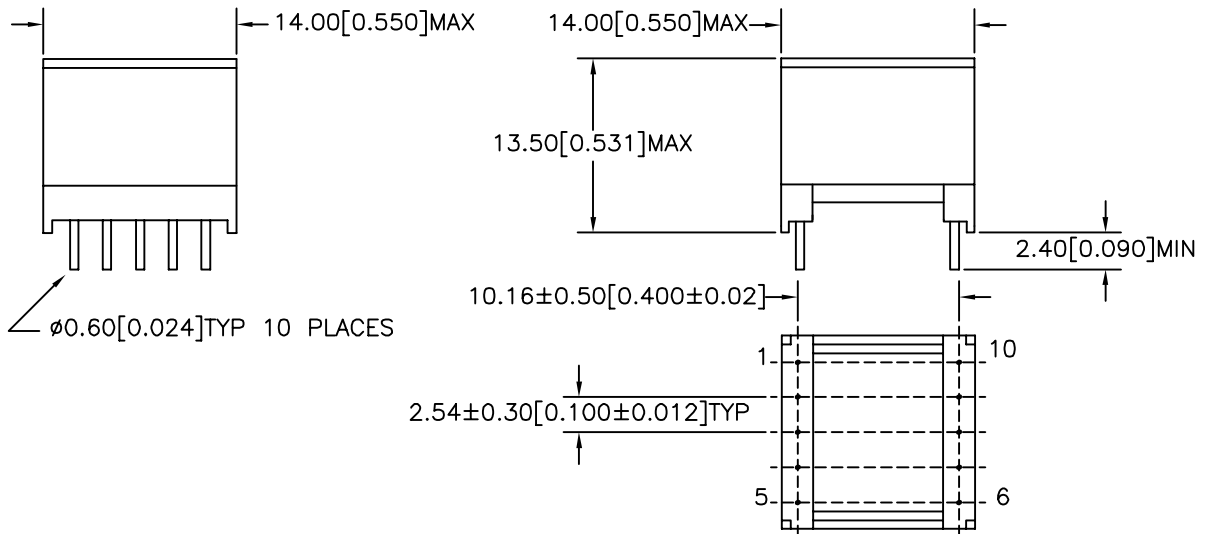
B. Marking; TTC-4053, TAMURA, date code and country of origin

C. Safety: Complies with UL1950 3rd Edition

D. Schematic



E. Mechanical Specifications



MODEL NUMBER
TTC-4053

PREPARED BY:

D. Rund

ENGINEER:

L. Le

QUALITY CONTROL:

D. Kelley

APPROVED:

J. Coleman

DWG CONTROL NO.
 P-A1-12478
 ACAD\TTC\A1124781.DWG

REV
PR1

ADSL THROUGH HOLE
 TRANSFORMER

TAMURA CORPORATION OF AMERICA
 43352 BUSINESS PARK DRIVE, TEMECULA, CA. 92590-6624
 (909) 699-1270 FAX 9096769482

TTC-4053

MODEL SPECIFICATION

DIM: mm(In) SCL: 2/1 SH: 1 OF 1

PROPRIETARY NOTICE: THIS DRAWING PRINT OR DOCUMENT AND SUBJECT MATTER DISCLOSED HEREIN ARE PROPRIETARY ITEMS TO WHICH TAMURA RETAINS THE EXCLUSIVE RIGHT OF DISSEMINATION, REPRODUCTION, MANUFACTURE AND SALE. THIS DRAWING, PRINT OR DOCUMENT IS SUBMITTED IN CONFIDENCE FOR CONSIDERATION BY THE RECIPIENT ALONE UNLESS PERMISSION FOR FURTHER DISCLOSURE IS EXPRESSLY GRANTED IN WRITING.