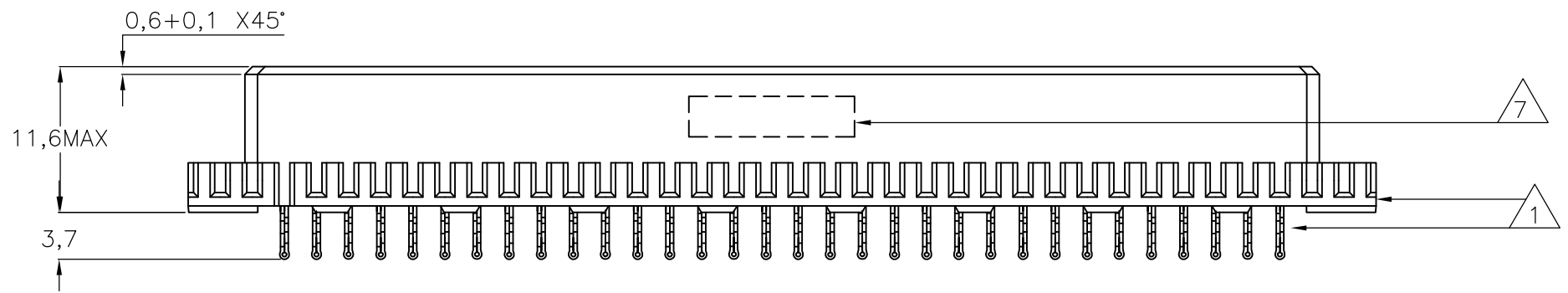
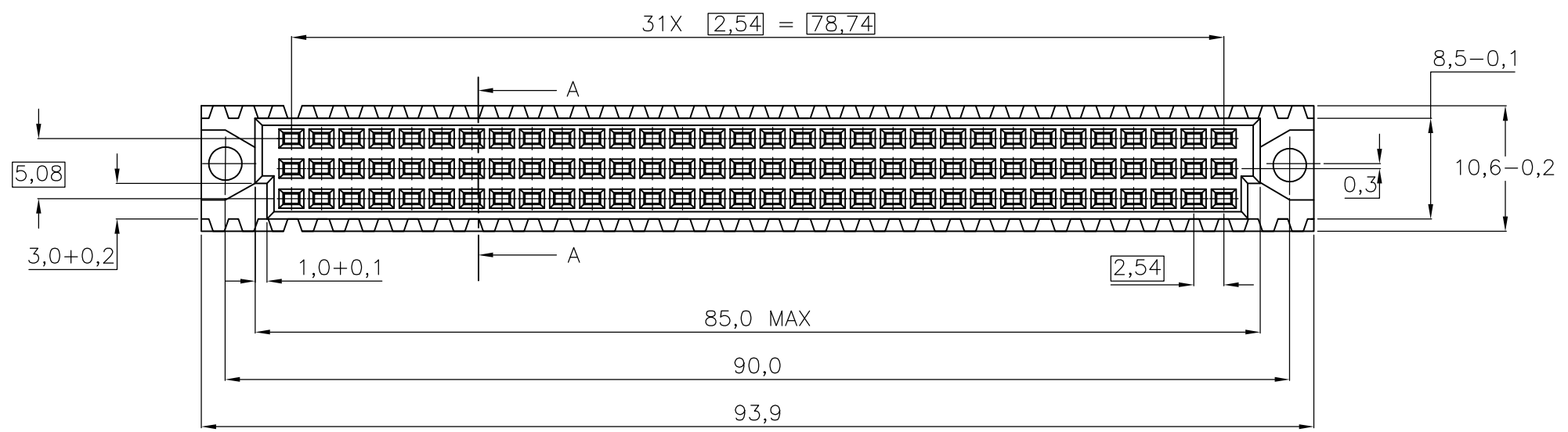


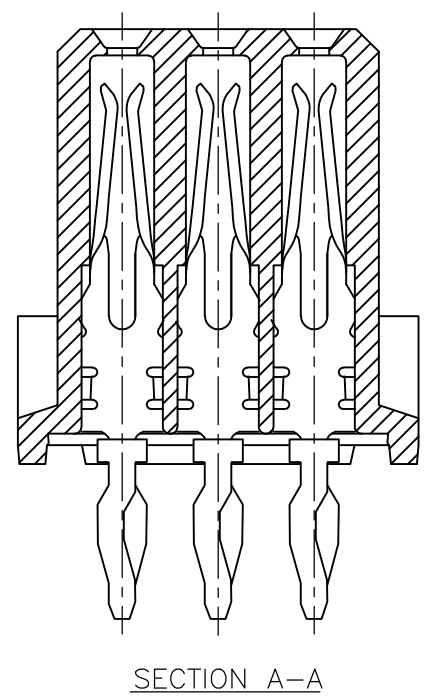
THIS DRAWING IS UNPUBLISHED. RELEASED FOR PUBLICATION
 © COPYRIGHT - By - ALL RIGHTS RESERVED.

LOC	DIST	REVISIONS			
P	LTR	DESCRIPTION	DATE	DWN	APVD
H	-	F	EH-1253-96	10-11-97	LvdH -
		G	ECR-07-020965	25-08-08	AEG MKO
		G1	ECR-10-021611	16NOV11	RK MKO

- NOTES:
- 1 CONNECTOR MEETS THE REQUIREMENTS ACC. DIN 41612 ,PART 5.
 - 2 MATERIAL CONTACT: PHOSPHORBRONZE. MATERIAL HOUSING: GLASSFILLED THERM. POLYESTER. COLOR:GREY
 - 3 AT CONTACTAREA 1,25µm GOLD OVER 1,25µm NICKEL AT ACTION PIN AREA 1,25µm TIN.
 - 4 AT CONTACTAREA 0,8µm GOLD OVER 1,25µm NICKEL AT ACTION PIN AREA 1,25µm TIN.
 - 5 CONTACT ARRANGEMENTS; AN ASTERISK "X" DENOTES A CONTACT.
 - 6 AT CONTACT AREA 0,4µm GOLD TIN OVER 1,25µm NICKEL AT ACTION PIN AREA 1,25µm TIN.
 - 7 CONNECTOR PRINTED WITH PARTNUMBER AND DATECODE ON OUTSIDE OF MATING AREA AT SIDE OF ROW c.
 - 8 FOR P.C.BOARDS 1,6mm OR THICKER
 - 9 AT CONTACT AREA 0,1µm GOLD OVER 0,7µm PALLADIUM (DURAGOLD) OVER 1,25µm NICKEL, AT ACTION PIN AREA 1,25µm TIN.
 - 10 AT CONTACT AREA 0,2µm GOLD OVER 1,05µm PALLADIUM (DURAGOLD) OVER 1,25µm NICKEL, AT ACTION PIN AREA 1,25µm TIN.



c	b	a	5
X	X	X	1
X	X	X	2
X	X	X	3
X	X	X	4
X	X	X	5
X	X	X	6
X	X	X	7
X	X	X	8
X	X	X	9
X	X	X	10
X	X	X	11
X	X	X	12
X	X	X	13
X	X	X	14
X	X	X	15
X	X	X	16
X	X	X	17
X	X	X	18
X	X	X	19
X	X	X	20
X	X	X	21
X	X	X	22
X	X	X	23
X	X	X	24
X	X	X	25
X	X	X	26
X	X	X	27
X	X	X	28
X	X	X	29
X	X	X	30
X	X	X	31
X	X	X	32



P.C.B. HOLE DIM. ACTION PIN

DRILLED HOLE	: 1,15 ± 0,025 mm
FIN. HOLE	: 0,94 to 1,09 mm
AFTER REFLOW	: 0,91 to 1,09 mm
Cu-thks	: 0,025 to 0,075 mm
SnPb-thks	: 0,004 to 0,010 mm

OBSOLETE	9	2	6-216086-4
OBSOLETE	10	2	6-216086-1
OBSOLETE	6	2	216086-8
SUPERSEDED BY 4-1393637-6			
OBSOLETE	4	2	216086-4
OBSOLETE	3	2	216086-1
	FINISH	MATERIAL	PART NUMBER

THIS DRAWING IS A CONTROLLED DOCUMENT.

DWN S.MEEUWSEN	01MAR89	STE TE Connectivity	96 POS. C FEMALE B.T.B. CONN. ACC. DIN 41612 WITH ACTION-PIN
CHK J.GIBBELS	-		
APVD -	-		
PRODUCT SPEC -	-		
DIMENSIONS: mm	TOLERANCES UNLESS OTHERWISE SPECIFIED:	APPLIC. SPEC -	RESTRICTED TO -
0 PLC ± -	1 PLC ± -	SIZE A3	CAGE CODE 00779
2 PLC ± -	3 PLC ± -	DRAWING NO C-216086	SCALE NTS
4 PLC ± -	ANGLES ± -	WEIGHT -	SHEET 1 OF 1
MATERIAL -	FINISH -	CUSTOMER DRAWING	REV G1