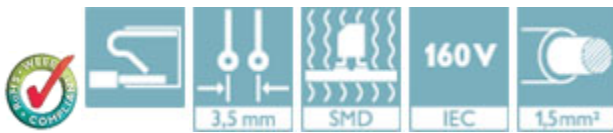


## PCB terminal block - SPT-SMD 1,5/ 3-H-3,5 R24 - 1824530

Please be informed that the data shown in this PDF Document is generated from our Online Catalog. Please find the complete data in the user's documentation. Our General Terms of Use for Downloads are valid (<http://phoenixcontact.com/download>)

PCB terminal block, Nominal current: 13.5 A, Nom. voltage: 160 V, Pitch: 3.5 mm, Number of positions: 3, Connection method: Push-in spring connection, Mounting: SMD soldering, Conductor/PCB connection direction: 0 °, Color: black, Sample values available under SAMPLE SPT...

The illustration shows the 10-position version



### Key Commercial Data

|                                      |          |
|--------------------------------------|----------|
| Packing unit                         | 1 pc     |
| Minimum order quantity               | 300 pc   |
| Weight per Piece (excluding packing) | 1.0 g    |
| Custom tariff number                 | 85369010 |
| Country of origin                    | Germany  |

### Technical data

#### Dimensions

|                |           |
|----------------|-----------|
| Length         | 13.6 mm   |
| Pitch          | 3.50 mm   |
| Dimension a    | 7 mm      |
| Width          | 11 mm     |
| Height         | 7.7 mm    |
| Pin dimensions | 0,7 x 0,3 |
| Pin spacing    | 7 mm      |
| Hole diameter  | 1.1 mm    |

#### General

|                             |                   |
|-----------------------------|-------------------|
| Range of articles           | SPT 1,5/...-H-SMD |
| Insulating material group   | IIIa              |
| Rated surge voltage (III/3) | 2.5 kV            |
| Rated surge voltage (III/2) | 2.5 kV            |
| Rated surge voltage (II/2)  | 2.5 kV            |
| Rated voltage (III/3)       | 160 V             |
| Rated voltage (III/2)       | 160 V             |

# PCB terminal block - SPT-SMD 1,5/ 3-H-3,5 R24 - 1824530

## Technical data

### General

|  |                     |
|--|---------------------|
| Rated voltage (U <sub>I/2</sub> )      | 320 V               |
| Connection in acc. with standard       | EN-VDE              |
| Nominal current I <sub>N</sub>         | 13.5 A              |
| Nominal cross section                  | 1.5 mm <sup>2</sup> |
| Insulating material                    | LCP                 |
| Solder pin surface                     | Sn                  |
| Flammability rating according to UL 94 | V0                  |
| Stripping length                       | 8 mm                |
| Number of positions                    | 3                   |

### Connection data

|  |                      |
|--|----------------------|
| Conductor cross section solid min.   | 0.2 mm <sup>2</sup>  |
| Conductor cross section solid max.   | 1.5 mm <sup>2</sup>  |
| Conductor cross section flexible min.                                      | 0.2 mm <sup>2</sup>  |
| Conductor cross section flexible max.                                      | 1.5 mm <sup>2</sup>  |
| Conductor cross section flexible, with ferrule without plastic sleeve min. | 0.2 mm <sup>2</sup>  |
| Conductor cross section flexible, with ferrule without plastic sleeve max. | 1.5 mm <sup>2</sup>  |
| Conductor cross section flexible, with ferrule with plastic sleeve min.    | 0.2 mm <sup>2</sup>  |
| Conductor cross section flexible, with ferrule with plastic sleeve max.    | 0.75 mm <sup>2</sup> |
| Conductor cross section AWG min.   | 24                   |
| Conductor cross section AWG max.   | 16                   |

### Standards and Regulations

|  |        |
|--|--------|
| Connection in acc. with standard       | EN-VDE |
| Flammability rating according to UL 94 | V0     |

## Classifications

### eCl@ss

|            |          |
|------------|----------|
| eCl@ss 4.0 | 27141111 |
| eCl@ss 4.1 | 27141109 |
| eCl@ss 5.0 | 27141190 |
| eCl@ss 5.1 | 27141190 |
| eCl@ss 6.0 | 27261101 |
| eCl@ss 7.0 | 27440401 |
| eCl@ss 8.0 | 27440401 |
| eCl@ss 9.0 | 27440401 |

# PCB terminal block - SPT-SMD 1,5/ 3-H-3,5 R24 - 1824530

## Classifications

### ETIM

|          |          |
|----------|----------|
| ETIM 3.0 | EC001121 |
| ETIM 4.0 | EC002643 |
| ETIM 5.0 | EC002643 |

### UNSPSC

|               |          |
|---------------|----------|
| UNSPSC 6.01   | 30211801 |
| UNSPSC 7.0901 | 39121432 |
| UNSPSC 11     | 39121432 |
| UNSPSC 12.01  | 39121432 |
| UNSPSC 13.2   | 39121432 |

## Approvals

### Approvals

---

Approvals

UL Recognized / cUL Recognized / EAC / cULus Recognized

---


### Ex Approvals

---

### Approvals submitted

---

### Approval details

|   |       |       |
|---|-------|-------|
| UL Recognized  |       |       |
|   | B     | D     |
| mm <sup>2</sup> /AWG/kcmil  | 24-16 | 24-16 |
| Nominal current I <sub>N</sub>  | 10 A  | 10 A  |
| Nominal voltage U <sub>N</sub>  | 300 V | 300 V |

# PCB terminal block - SPT-SMD 1,5/ 3-H-3,5 R24 - 1824530

## Approvals

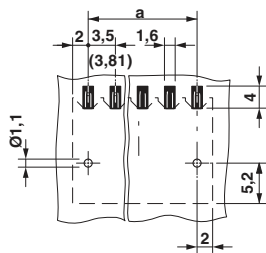
|                                |       |       |
|--------------------------------|-------|-------|
| cUL Recognized                 |       |       |
|                                | B     | D     |
| mm <sup>2</sup> /AWG/kcmil     | 24-16 | 24-16 |
| Nominal current I <sub>N</sub> | 10 A  | 10 A  |
| Nominal voltage U <sub>N</sub> | 300 V | 300 V |

EAC

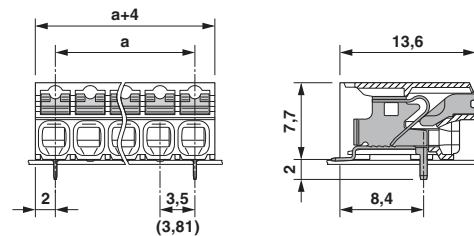
cULus Recognized

## Drawings

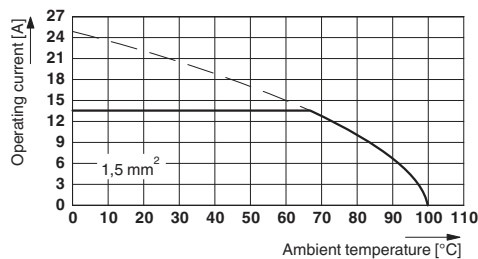
Drilling diagram



Dimensional drawing



Diagram



Type: SPT-SMD 1,5/...-H-3,5(3,81) R..  
 Tested in accordance with DIN EN 60512-5-2:2003-01  
 Reduction factor = 1  
 Number of positions: 2

