

WPD 330 3X50/3X50 3XGY**Weidmüller Interface GmbH & Co. KG**

Klingenbergstraße 26

D-32758 Detmold

Germany

www.weidmueller.com

Product image**Power feed-in**

Our wide range of W-Series terminal blocks with our WPD main line branch terminals, which are optimised to guarantee both convenience and space gains, ensures a secure and convenient connection at the power feed-in.

General ordering data

Version	W-Series, Distribution block, Rated cross-section: 50 mm ² , Terminal rail / mounting plate
Order No.	2502620000
Type	WPD 330 3X50/3X50 3XGY
GTIN (EAN)	4050118516449
Qty.	3 pc(s).

Creation date January 10, 2022 9:33:10 PM CET

Catalogue status 17.12.2021 / We reserve the right to make technical changes.

WPD 330 3X50/3X50 3XGY
Weidmüller Interface GmbH & Co. KG

Klingenbergstraße 26

D-32758 Detmold

Germany

www.weidmueller.com

Technical data
Dimensions and weights

Depth	45 mm	Depth (inches)	1.772 inch
Height	70 mm	Height (inches)	2.756 inch
Width	56.6 mm	Width (inches)	2.228 inch
Net weight	104 g		

Temperatures

Storage temperature	-25 °C...55 °C	Continuous operating temp., min.	-50 °C
Continuous operating temp., max.	120 °C		

Material data

Material	Wemid	Colour	Light Grey
UL 94 flammability rating	V-0		

Rating data IECEx/ATEX

Certificate No. (ATEX)	CNEX18ATEX0016U	Certificate No. (IECEX)	IECEXNEX18.0010U
Max. voltage (ATEX)	880 V	Current (ATEX)	150 A
Wire cross section max. (ATEX)	50 mm ²	Max. voltage (IECEX)	880 V
Current (IECEX)	150 A		

System specifications

Version	Screw connection	End cover plate required	No
Number of potentials	3	Number of levels	1
Number of clamping points per level	6	Levels cross-connected internally	No

Additional technical data

Installation advice	Terminal rail / mounting plate	Type of mounting	Snap-on
---------------------	--------------------------------	------------------	---------

General

Installation advice	Terminal rail / mounting plate	Number of poles	3
Standards	IEC 60947-7-1, UL 1059, CSA		

Rating data

Rated cross-section	50 mm ²	Rated voltage	1,000
Rated AC voltage	1,000 V	Rated DC voltage	1,000 V DC
Rated current	150 A	Standards	IEC 60947-7-1, UL 1059, CSA
Volume resistance according to IEC 60947-7-x	0.21 mΩ	Rated impulse withstand voltage	8 kV
Power loss in accordance with IEC 60947-7-x	4.8 W	Pollution severity	3
Surge voltage category	III		

UL rating data

Certificate No. (cURus)	E60693
-------------------------	--------

Creation date January 10, 2022 9:33:10 PM CET

Catalogue status 17.12.2021 / We reserve the right to make technical changes.

WPD 330 3X50/3X50 3XGY

Weidmüller Interface GmbH & Co. KG

Klingenbergstraße 26

D-32758 Detmold

Germany

www.weidmueller.com

Technical data

Classifications

ETIM 6.0	EC000897	ETIM 7.0	EC000897
ETIM 8.0	EC000897	ECLASS 9.0	27-14-11-20
ECLASS 9.1	27-14-11-20	ECLASS 10.0	27-14-11-20
ECLASS 11.0	27-14-11-20		

Important note

Product information You will find additional information in the downloadsection of the onlinecatalogue

Approvals

Approvals



ROHS	Conform
UL File Number Search	E60693

Downloads

Approval/Certificate/Document of Conformity	CB Certificate FIMKO certificate EAC EX Certificate CCC Ex Certificate ATEX Certificate IECEX Certificate DNV Certificate CE Declaration of Conformity
Engineering Data	CAD data – STEP
Engineering Data	EPLAN
User Documentation	DATA SHEET WPD 330 StorageConditionsTerminalBlocks NTI WPD 330
Catalogues	Catalogues in PDF-format

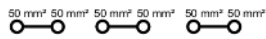
Data sheet

WPD 330 3X50/3X50 3XGY

Weidmüller Interface GmbH & Co. KG
Klingenbergstraße 26
D-32758 Detmold
Germany

www.weidmueller.com

Drawings



**Power feed-in
Screw connection**

**W-Series
WPD 130 1X50/1X50 GY**



Width / Height / Depth	mm
max. current / max. conductor	A/mm ²
max. clamping range	mm ²

Technical data

Rated data	
Rated voltage	V
Rated current	A
for wire cross-section	mm ²
Rated impulse withstand voltage / Pollution severity	
Overvoltage category / UL 94 flammability rating	
Approvals	
Clamped conductors (H05V/H07V)	
Solid / Stranded	mm ²
Flexible with ferrule	mm ²
Stripping length / Blade size	mm/-
Tightening torque	Nm
Note	

Ordering data

Version	
	light grey
	blue
	green
	brown
	black
	brown / black / light grey
	green / light grey / blue
Note	

Accessories

Protective cover	
	light grey
End bracket	
	grey
	black
Screwdriver	
	SET
Identification systems	

WPD 130

50 mm²



22 / 45 / 70
150 / 50
4...50

IEC 60947-7-1

IEC	UL	CSA	EN 60079-7
1000	1000	1000	880
150	150	150	150
50	AWG 12...1/0	AWG 12...1/0	50
8 kV / 3			
III / V-0			

Bemessungsanschluss

6...50 / 6...50
4...35
16 / M10 (SW 5 mm)
see appendix at the end of the chapter

Type	Qty.	Order No.
WPD 130 1X50/1X50 GY	9	2502530000
WPD 130 1X50/1X50 BL	9	2502540000
WPD 130 1X50/1X50 GN	9	2502550000
WPD 130 1X50/1X50 BN	9	2502560000
WPD 130 1X50/1X50 BK	9	2502570000

Type	Qty.	Order No.
WPDPC X30 GY	54	2503330000
WEW 35/2 GR 7042	100	1859200000
AEB 35 SC/1 BK	50	2475310000
SK WSD-S 1,5-10,0	1	9008850000
DEK 5/5 MC NE WS	1000	1609801044
WS 8/5 MM WS	800	2007150000

WPD 230

50 mm²



35,6 / 45 / 70
150 / 50
4...50

IEC 60947-7-1

IEC	UL	CSA	EN 60079-7
1000	1000	1000	880
300	150	150	150
50	AWG 12...1/0	AWG 12...1/0	50
8 kV / 3			
III / V-0			

Rated connection

6...50 / 6...50
4...35
16 / M10 (SW 5 mm)
see appendix at the end of the chapter

Type	Qty.	Order No.
WPD 230 2X50/2X50 GY	5	2502580000
WPD 230 2X50/2X50 BL	5	2502590000
WPD 230 2X50/2X50 GN	5	2502600000
WPD 230 2X50/2X50 BN	5	2502610000
WPD 230 2X50/2X50 BK	5	2502950000

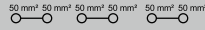
Type	Qty.	Order No.
WPDPC X30 GY	54	2503330000
WEW 35/2 GR 7042	100	1859200000
AEB 35 SC/1 BK	50	2475310000
SK WSD-S 1,5-10,0	1	9008850000
DEK 5/5 MC NE WS	1000	1609801044
WS 8/5 MM WS	800	2007150000

WPD 330

50 mm²



56,5 / 45 / 70
150 / 50
4...50



IEC 60947-7-1

IEC	UL	CSA	EN 60079-7
1000	1000	1000	880
150	150	150	150
50	AWG 12...1/0	AWG 12...1/0	50
8 kV / 3			
III / V-0			

Rated connection

6...50 / 6...50

4...35

16 / M10 (SW 5 mm)

see appendix at the end of the chapter

Type	Qty.	Order No.
WPD 330 3X50/3X50 3XGY	3	2502620000
WPD 330 3X50/3X50 1XBN/1XBK/1XGY	3	2502650000
WPD 330 1XGY/1XBL/1XGN	3	2502640000

Type	Qty.	Order No.
WPDPC X30 GY	54	2503330000
WEW 35/2 GR 7042	100	1859200000
AEB 35 SC/1 BK	50	2475310000
SK WSD-S 1,5-10,0	1	9008850000
DEK 5/5 MC NE WS	1000	1609801044
WS 8/5 MM WS	800	2007150000





Application range





B



Power feed-in
Screw connection

Conductor connection data according to IEC 60947-7-1 (Cu), UL 1059 (AL+Cu)

Input (x1) / Output (x1)	Copper		Aluminium	
				
50 mm ²	10 Nm	10 Nm	14 Nm	14 Nm
35 mm ²			14 Nm	14 Nm
25 mm ²			12 Nm	10 Nm
16 mm ²	8 Nm	8 Nm	10 Nm	10 Nm
10 mm ²	6 Nm	6 Nm		
6 mm ²				
4 mm ²				
max. current with 2 x 50 mm ² (acc. to IEC)	300 A		270 A	
Stripping lengths	16 mm			
Allen screw	M10 (SW 5 mm)			

Input (x1) / Output (x1)	Copper		Aluminium	
				
AWG 1/0	123.9Lb In.	123.9Lb In.	123.9Lb In.	123.9Lb In.
AWG 2			123.9Lb In.	123.9Lb In.
AWG 4			123.9Lb In.	123.9Lb In.
AWG 6			123.9Lb In.	123.9Lb In.
AWG 8			123.9Lb In.	123.9Lb In.
AWG 10			123.9Lb In.	123.9Lb In.
AWG 12				
max. current at 1 x 50 mm ² (acc. to UL)	150 A		120 A	
Stripping lengths	16 mm			
Allen screw	M10 (SW 5 mm)			



Diagrams

