



FCIconnect.com

Copyright FCI.

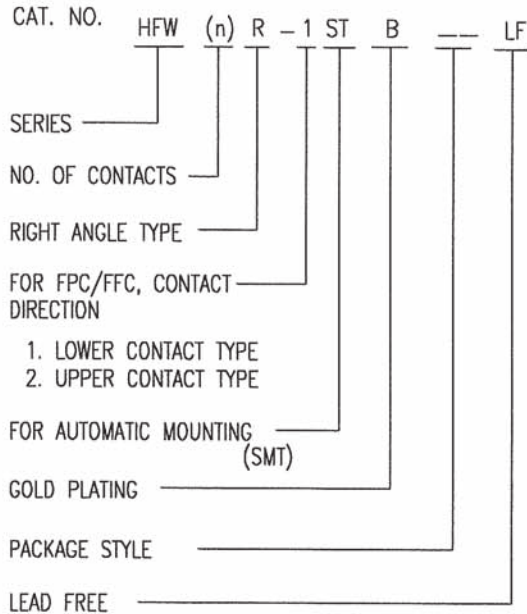
List of "HFW__R-1/2STBE1LF" customer document

DOCUMENT NO.	LIST
SC-HFWR03	SPEC.
JSA96783	CAT NO.TABLE FOR 1mm SPACING SMT CONNECTOR (HFW__R-1/2STB__LF)
JSA96784	1mm SPACING SURFACE MOUNT FPC CONNECCTOR (HFW__R-1STB__LF)
JSA96785	1mm SPACING SURFACE MOUNT FPC CONNECCTOR (HFW__R-2STB__LF)
JSA96786	CAT.NO.TABLE FOR PLASTIC TAPE PACKAGED 1mm SPACING SMT CONN.(HFW__R-1/2STBE1LF)
JSA96787	1mm SPACING SMT CONNECTOR (HFW__R-1STBE1LF)
JSA96788	1mm SPACING SMT CONNECTOR (HFW__R-2STBE1LF)
JSA96789	RECOMMENDED CABLE (FPC) (HFW__R-1/2STB)
BJM-HFWR101	HANDLING PROCEDURES

mat'l. code				surface 58 ISO 1302 <input checked="" type="checkbox"/>	tolerance ISO 406 ISO 1101	projection 	product family 58NF	CODE JP
ltr	ecn no	dr	date	tolerances, unless otherwise specified		mm 	title	
A	J05-0653	H.T	10/12/05	angles	linear		1mm SPACING FPC/FPC CONNECTOR DOCUMENT LIST (Cat. No. : HFW__R-1/2STBE1LF)	
B	J06-0413	H.T	10/4/06					
C	J07-0161	H.T	3/15/07			scale \times	dwg no sheet 1 of 1 size	
				dr	<i>H. Shouji</i> 2/15/07		JSA 96782 A4	
				enr	<i>H. Shouji</i> 2/15/07		type Product Customer Drawing	
				chr	<i>H. Shouji</i> 3/19/07			
				appd	<i>S. Redman</i> 2/19/07			
sheet index	revision sheet	C	1					Rev. C

CAT. NO. & DIMENSIONS

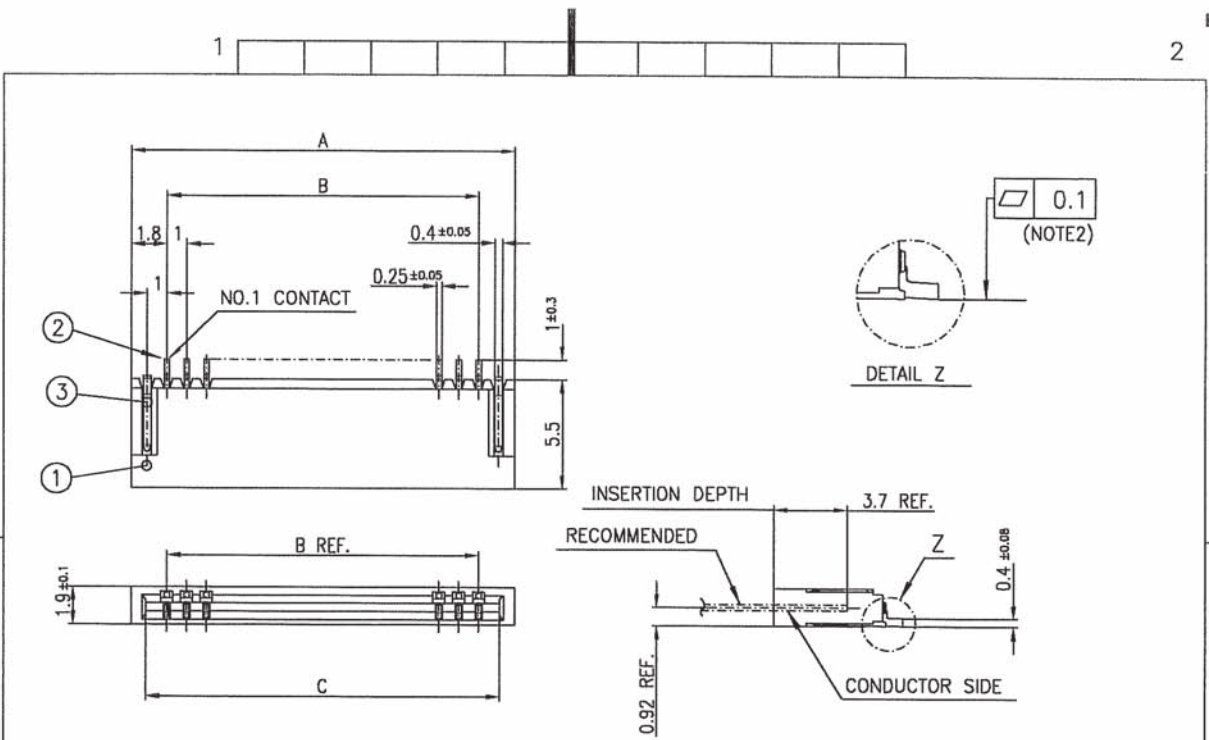
(NOTE3)	NO. OF CONTACTS (n)	CAT. NO.	DIMENSIONS (NOTE2)		
			A ± 0.2	B ± 0.2	C ± 0.1
	4	HFW4R-1/2STB__LF	6.6	3	5.14
	5	HFW5R-1/2STB__LF	7.6	4	6.14
	6	HFW6R-1/2STB__LF	8.6	5	7.14
	7	HFW7R-1/2STB__LF	9.6	6	8.14
	8	HFW8R-1/2STB__LF	10.6	7	9.14
	9	HFW9R-1/2STB__LF	11.6	8	10.14
	10	HFW10R-1/2STB__LF	12.6	9	11.14
	11	HFW11R-1/2STB__LF	13.6	10	12.14
	12	HFW12R-1/2STB__LF	14.6	11	13.14
	13	HFW13R-1/2STB__LF	15.6	12	14.14
	14	HFW14R-1/2STB__LF	16.6	13	15.14
	15	HFW15R-1/2STB__LF	17.6	14	16.14
	16	HFW16R-1/2STB__LF	18.6	15	17.14
	17	HFW17R-1/2STB__LF	19.6	16	18.14
	18	HFW18R-1/2STB__LF	20.6	17	19.14
	19	HFW19R-1/2STB__LF	21.6	18	20.14
	20	HFW20R-1/2STB__LF	22.6	19	21.14
	21	HFW21R-1/2STB__LF	23.6	20	22.14
	22	HFW22R-1/2STB__LF	24.6	21	23.14
	23	HFW23R-1/2STB__LF	25.6	22	24.14
	24	HFW24R-1/2STB__LF	26.6	23	25.14
	25	HFW25R-1/2STB__LF	27.6	24	26.14
	26	HFW26R-1/2STB__LF	28.6	25	27.14
	27	HFW27R-1/2STB__LF	29.6	26	28.14
*	28	HFW28R-1/2STB__LF	30.6	27	29.14
*	29	HFW29R-1/2STB__LF	31.6	28	30.14
	30	HFW30R-1/2STB__LF	32.6	29	31.14



NOTES

1. THIS PRODUCT IS THE CONNECTOR DESIGNED TO TERMINATE FPC AND COPEs WITH AUTOMATIC MOUNTING (SMT).
2. SEE PART DRAWINGS FOR DIMENSIONS A~C.
3. PLEASE CONSULT US IN CASE OF USING PARTS WITH * MARK.

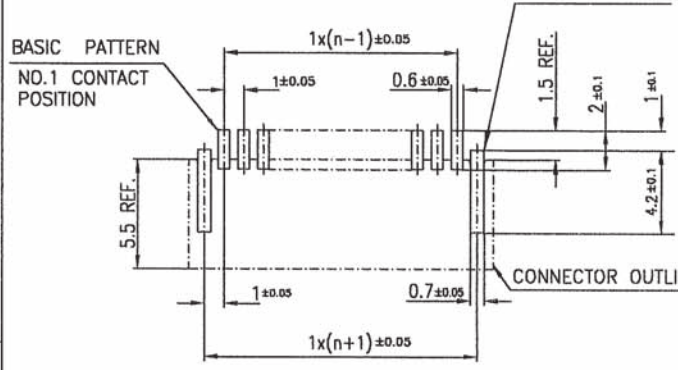
mat'l. code		surface 58 / tolerance ISO 406 ISO 1101		projection		product family 58NF		CODE JP	
ltr	ecn no	dr	date	tolerances unless otherwise specified		mm		title	
A	J05-0653	H.T	10/12/05	angles	linear	scale X		CAT NO.TABLE FOR 1mm SPACING SMT CONNECTOR (Cat.No. HFW__R-1/2STB__LF)	
B	J06-0413	H.T	10/4/06					dwg no JSA 96783 sheet 1 of 1 size A4	
sheet index		revision B	1	dr	10/4/06	FCI		type Product Customer Drawing	
		sheet	1	engr	10/4/06			Rev. B	
				chr	10/12/06				
				appd	10/12/06				



PT. NO.	PARTS NAME	MATERIAL	Q'TY	NOTE
1	HOUSING	PA6T RESIN GLASS REINFORCED (UL94V-0)	1	COLOR:BLACK
2	CONTACT	PHOSPHOR BRONZE	n	CONTACT POINT:GOLD TERMINAL POINT:TIN
3	MOUNTING PLATE		2	TIN

n : NO. OF CONTACTS

RECOMMENDED PC BOARD LAYOUT (COMPONENT SIDE)

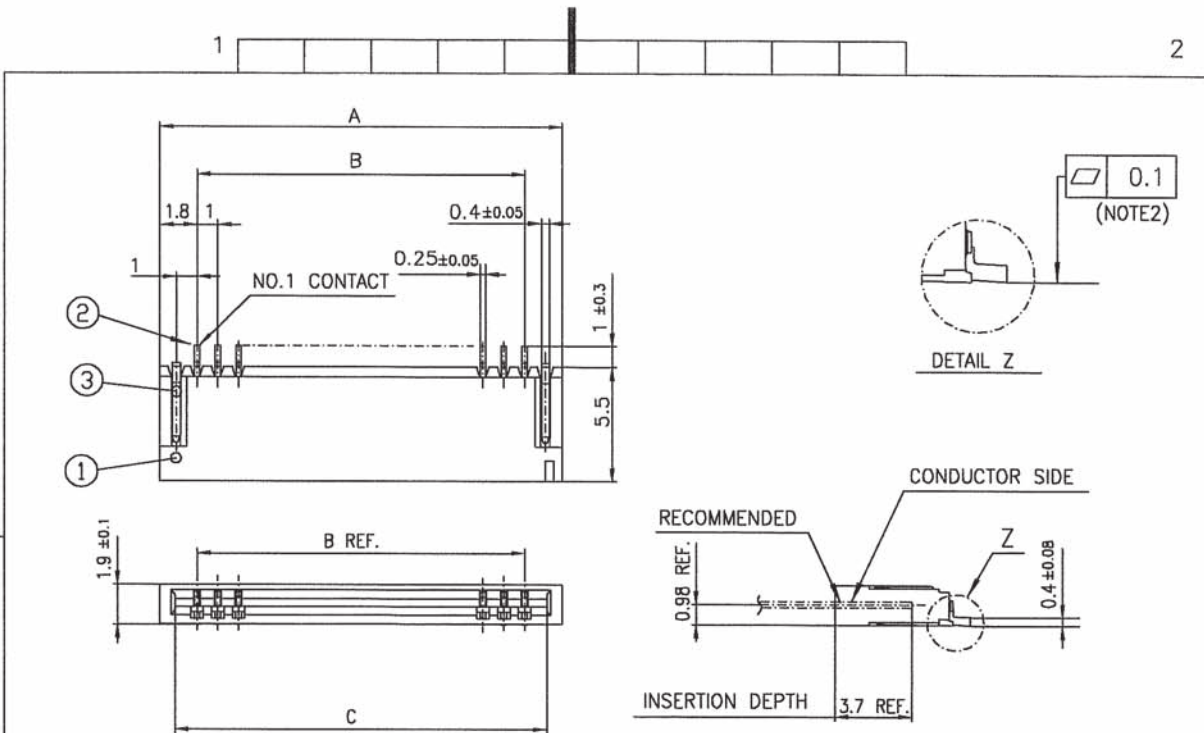


NOTES

1. THIS PRODUCT IS THE CONNECTOR DESIGNED TO TERMINATE FPC AND COPES WITH AUTOMATIC MOUNTING (SMT).
2. FLATNESS OF CONTACT TERMINAL FOR HOUSING MUST BE WITHIN TOLERANCE IN Z PORTION DETAILED DRAWING.
3. THIS PRODUCT IS LOWER CONTACT TYPE CONNECTOR.
4. THIS PRODUCT MEETS EUROPEAN UNION DIRECTIVES AND OTHER COUNTRY REGULATIONS AS DESCRIBED IN GS-22-008
5. THE HOUSING WILL WITHSTAND EXPOSURE TO 260°C PEAK TEMPERATURE FOR 10 SECONDS IN A REFLOW SOLDERING OVEN

mat'l. code		surface 58 / tolerance ISO 1302 ✓ / ISO 406 / ISO 1101		projection		product family 58NF		CODE JP	
ltr	ecn no dr	date		tolerances unless otherwise specified		title		1mm SPACING SURFACE MOUNT FPC CONNECTOR (Cat.No. HFW__R-1STB__LF)	
A	J05-0653	H.T	10/12/05	±0.2		mm		dwg no sheet 1 of 1 size	
B	J06-0413	H.T	10/4/06	linear		scale X		JSA 96784 A4	
sheet index		revision B		dr		engr		type Product Customer Drawing	
1		1		10/4/06		10/12/06		Rev. B	
				10/12/06		10/12/06			

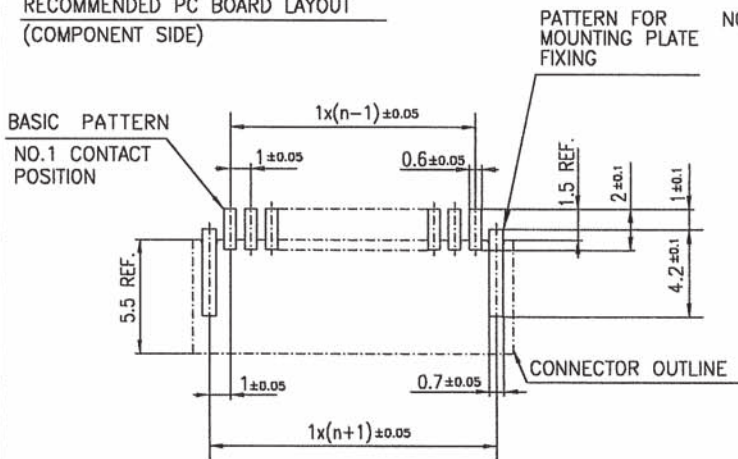
SC-HFWR 03 JSA96783 form: A4



PT. NO.	PARTS NAME	MATERIAL	Q'TY	NOTE
1	HOUSING	PA6T RESIN GLASS REINFORCED (UL94V-0)	1	COLOR:BLACK
2	CONTACT	PHOSPHOR BRONZE	n	CONTACT POINT:GOLD TERMINAL POINT:TIN
3	MOUNTING PLATE		2	TIN

n : NO. OF CONTACTS

RECOMMENDED PC BOARD LAYOUT
(COMPONENT SIDE)



NOTES

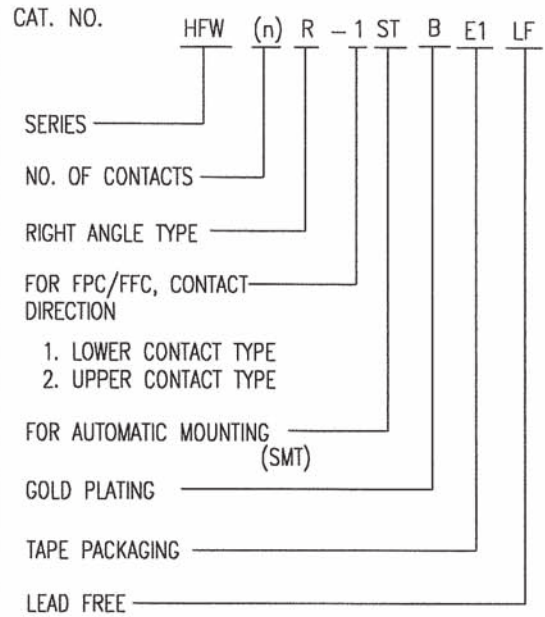
1. THIS PRODUCT IS THE CONNECTOR DESIGNED TO TERMINATE FPC AND COPES WITH AUTOMATIC MOUNTING (SMT).
2. FLATNESS OF CONTACT TERMINAL FOR HOUSING MUST BE WITHIN TOLERANCE IN Z PORTION DETAILED DRAWING.
3. THIS PRODUCT IS UPPER CONTACT TYPE CONNECTOR.
4. THIS PRODUCT MEETS EUROPEAN UNION DIRECTIVES AND OTHER COUNTRY REGULATIONS AS DESCRIBED IN GS-22-00B
5. THE HOUSING WILL WITHSTAND EXPOSURE TO 260°C PEAK TEMPERATURE FOR 10 SECONDS IN A REFLOW SOLDERING OVEN

mat'l. code		surface 58 / tolerance ISO 1302 ✓ / ISO 406 / ISO 1101		projection		product family 58NF		CODE JP		
ltr	ecn no	dr	date	tolerances unless otherwise specified		title				
A	J05-0653	H.T	10/12/05	angles	±0.2	1mm SPACING SURFACE MOUNT FPC CONNECTOR				
B	J06-0413	H.T	10/4/06	linear		(Cat.No. HFW__R-2STB__LF)				
				dr	<i>H. [signature]</i>	dwg no		sheet 1 of 1	size	
				enr	<i>H. [signature]</i>	JSA 96785		A4		
				chr	<i>T. [signature]</i>	type Product Customer Drawing				
				appd	<i>S. [signature]</i>					
sheet index	revision	B								Rev. B
	sheet	1								

SC-HFWR 03 JSA96783
form: A4

CAT. NO. & DIMENSIONS

(NOTE4)	NO. OF CONTACTS (n)	CAT. NO. (NOTE2)	DIMENSIONS (NOTE3)		
			E ± 5	F ± 0.3	G ± 0.1
	4	HFW4R-1/2STBE1LF	28.4	24	—
	5	HFW5R-1/2STBE1LF	28.4	24	—
	6	HFW6R-1/2STBE1LF	28.4	24	—
	7	HFW7R-1/2STBE1LF	28.4	24	—
	8	HFW8R-1/2STBE1LF	28.4	24	—
	9	HFW9R-1/2STBE1LF	28.4	24	—
	10	HFW10R-1/2STBE1LF	28.4	24	—
	11	HFW11R-1/2STBE1LF	28.4	24	—
	12	HFW12R-1/2STBE1LF	28.4	24	—
	13	HFW13R-1/2STBE1LF	28.4	24	—
	14	HFW14R-1/2STBE1LF	28.4	24	—
	15	HFW15R-1/2STBE1LF	36.4	32	28.4
	16	HFW16R-1/2STBE1LF	36.4	32	28.4
	17	HFW17R-1/2STBE1LF	36.4	32	28.4
	18	HFW18R-1/2STBE1LF	36.4	32	28.4
	19	HFW19R-1/2STBE1LF	48.4	44	40.4
	20	HFW20R-1/2STBE1LF	48.4	44	40.4
	21	HFW21R-1/2STBE1LF	48.4	44	40.4
	22	HFW22R-1/2STBE1LF	48.4	44	40.4
	23	HFW23R-1/2STBE1LF	48.4	44	40.4
	24	HFW24R-1/2STBE1LF	48.4	44	40.4
	25	HFW25R-1/2STBE1LF	48.4	44	40.4
	26	HFW26R-1/2STBE1LF	48.4	44	40.4
	27	HFW27R-1/2STBE1LF	48.4	44	40.4
*	28	HFW28R-1/2STBE1LF	48.4	44	40.4
*	29	HFW29R-1/2STBE1LF	48.4	44	40.4
	30	HFW30R-1/2STBE1LF	60.4	56	52.4

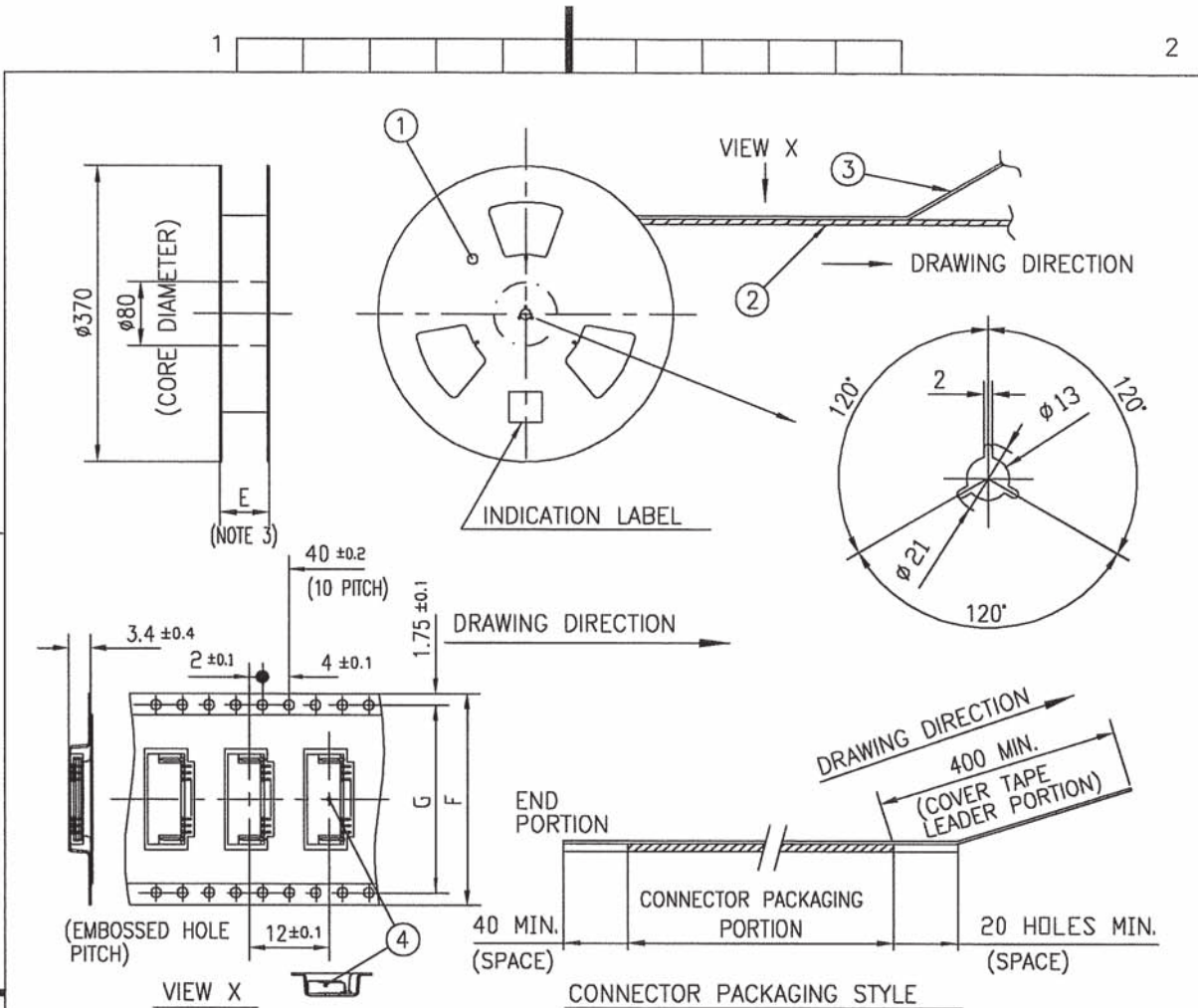


NOTES

1. THIS PRODUCT IS THE CONNECTOR DESIGNED TO TERMINATE FPC AND COPELS WITH AUTOMATIC MOUNTING (SMT).
2. THIS CATALOG NO. INDICATES PLASTIC TAPE PACKAGED CONNECTOR.
3. SEE PART DRAWINGS FOR DIMENSIONS E~G.
4. PLEASE CONSULT US IN CASE OF USING PARTS WITH * MARK.

mat'l. code		surface 58 / tolerance ISO 1302 ✓ / ISO 406 / ISO 1101		projection		product family 58NF		CODE JP		
ltr	ecn no	dr	date	tolerances unless otherwise specified		title		CAT. NO. TABLE FOR PLASTIC TAPE PACKAGED 1mm SPACING SMT CONN (Cat.No. HFW__R-1/2STBE1LF)		
A	J05-0653	H.T	10/12/05	angles	linear	mm		scale X		
B	J06-0413	H.T	10/4/06			mm		scale X		
		dr	10/12/06			FCI		dwg no sheet 1 of 1 size		
		enr	10/12/06					JSA 96786 A4		
		chr	10/12/06					type Product Customer Drawing		
		appd	10/12/06							
sheet index	revision sheet	B	1							Rev. B

SC-HFWR03 JSA96783 form: A4

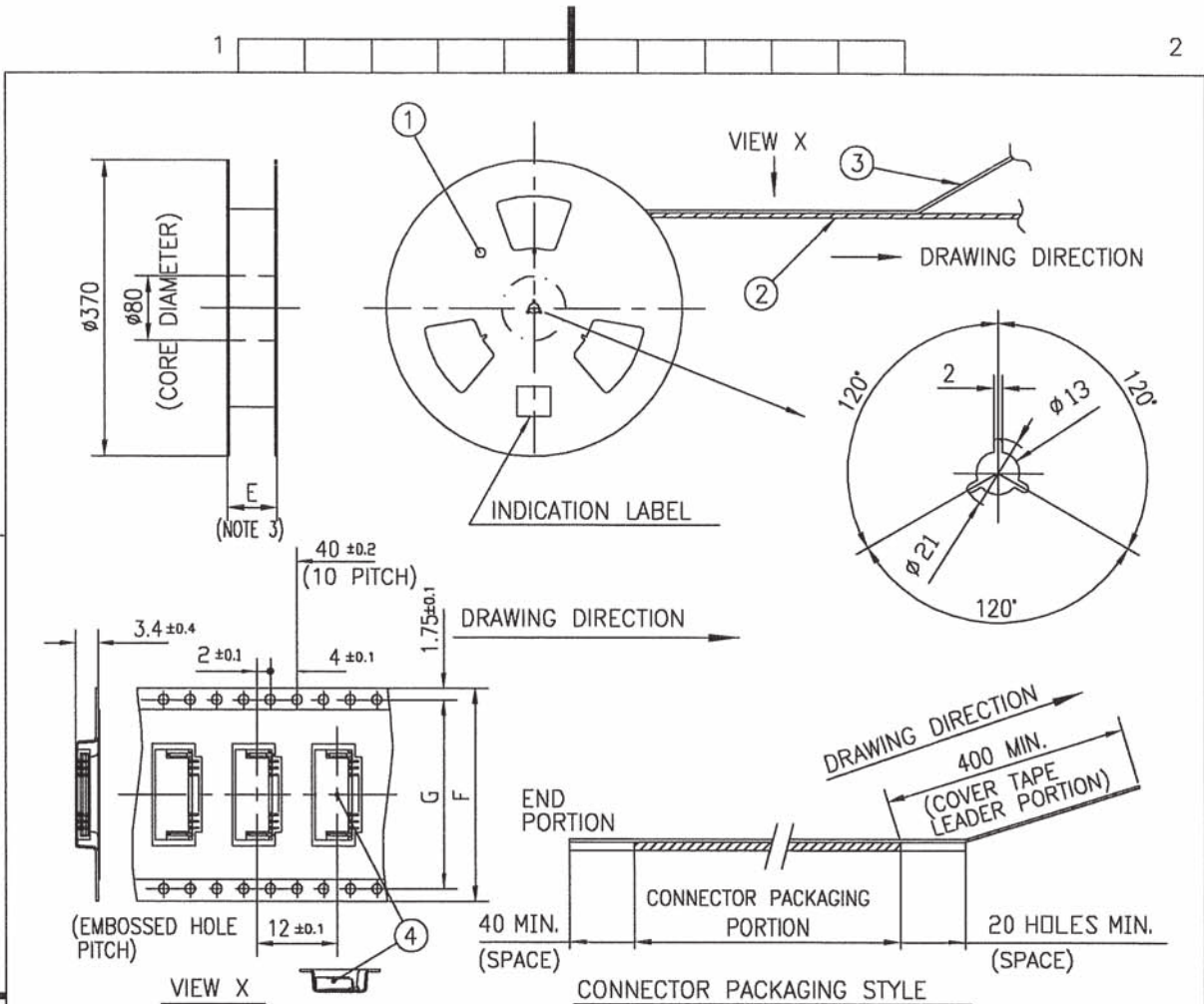


PT. NO.	PARTS NAME	CAT. NO.	MATERIAL	Q'TY	NOTE
1	REEL	---	CARDBOARD	1	COLOR:WHITE
2	PLASTIC (EMBOSS) TAPE	---	PET	---	COLOR:TRANSPARENCY
3	COVER	---	POLYESTER	---	COLOR:TRANSPARENCY
4	CONNECTOR	HFWR__R-1STB__LF	SEE ATTACHED DWG.	2000	LOWER CONTACT TYPE

- NOTES
- THIS IS PLASTIC TAPE PACKAGED CONNECTOR DESIGNED TO TERMINATE FPC AND COPES WITH AUTOMATIC MOUNTING (SMT).
 - SEE JIS C 0806 (PACKING OF ELECTRONIC COMPONENTS ON CONTINUOUS TAPES (SURFACE MOUNTING DEVICES)) FOR SHAPE AND DIMENSIONS OF PLASTIC (EMBOSS) TAPE AND REEL.
 - E DIMENSION IS PORTION OF THE CORE.

mat'l. code		surface 58 / tolerance ISO 1302 / ISO 406 / ISO 1101		projection	product family 58NF	CODE JP
ltr	ecn no	dr	date	tolerances unless otherwise specified	title	
A	J05-0653	H.T	10/12/05	±5	1mm SPACING SMT CONNECTOR	
B	J06-0413	H.T	10/4/05	linear	(Cat.No. HFWR__R-1STBE1LF)	
				±5'	scale X	
		dr	10/26/06		dwg no sheet 1 of 1 size	
		enr	10/16/06		JSA 96787 A4	
		chr	10/12/06		type Product Customer Drawing	
		appd	10/11/06			
sheet index	revision B	sheet 1				Rev. B

SC-HFWR 03 JSA96783 form: A4



PT. NO.	PARTS NAME	CAT. NO.	MATERIAL	Q'TY	NOTE
1	REEL	—	CARDBOARD	1	COLOR:WHITE
2	PLASTIC (EMBOSS) TAPE	—	PET	—	COLOR:TRANSPARENCY
3	COVER	—	POLYESTER	—	COLOR:TRANSPARENCY
4	CONNECTOR	HFW__R-2STB__-LF	SEE ATTACHED DWG.	2000	UPPER CONTACT TYPE

NOTES

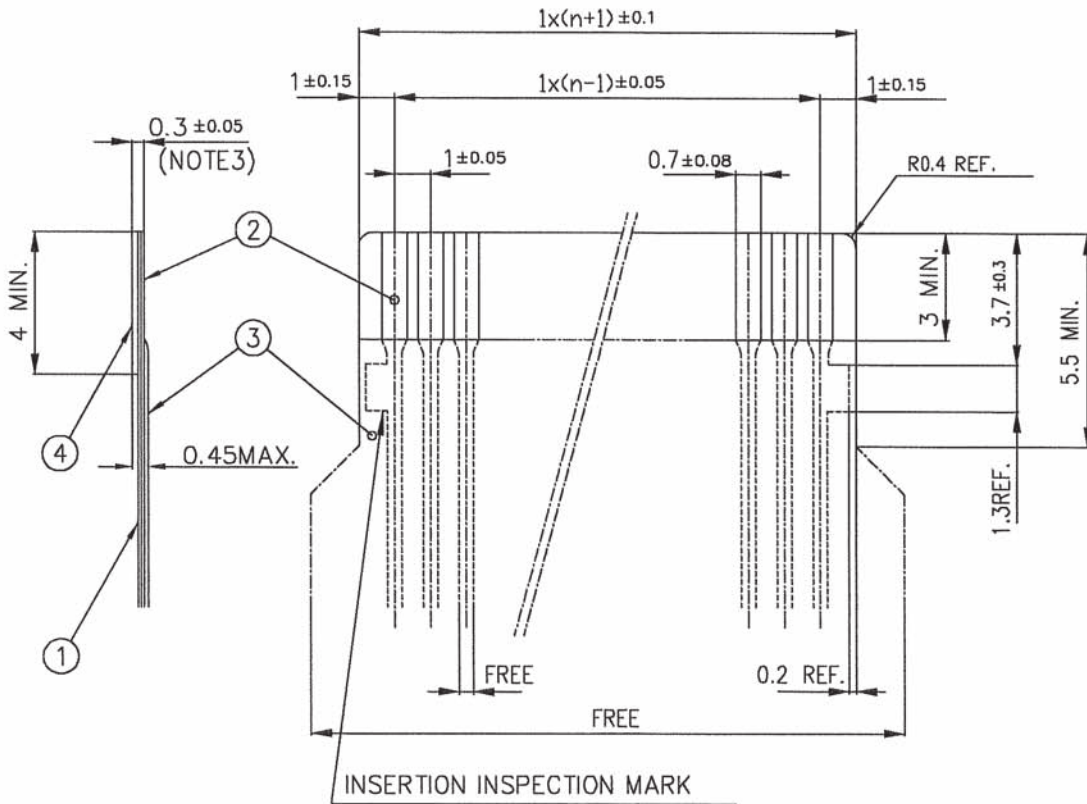
1. THIS IS PLASTIC TAPE PACKAGED CONNECTOR DESIGNED TO TERMINATE FPC AND COPES WITH AUTOMATIC MOUNTING (SMT).
2. SEE JIS C 0806 (PACKING OF ELECTRONIC COMPONENTS ON CONTINUOUS TAPES (SURFACE MOUNTING DEVICES)) FOR SHAPE AND DIMENSIONS OF PLASTIC (EMBOSS) TAPE AND REEL.
3. E DIMENSION IS PORTION OF THE CORE.

mat'l. code		surface 5B / tolerance ISO 1302 ✓ / ISO 406 / ISO 1101		projection		product family 58NF		CODE JP	
ltr	ecn no	dr	date	tolerances unless otherwise specified		title		1mm SPACING SMT CONNECTOR	
A	J05-0653	H.T	10/12/05	±5		mm		(Cat.No. HFW__R-2STBE1LF)	
B	J06-0413	H.T	10/4/06	linear		scale X		dwg no sheet 1 of 1 size	
				±5'		FCI		JSA 96788 A4	
				dr				type Product Customer Drawing	
				enr					
				chr					
				appd					
sheet index	revision B	sheet 1							Rev. B

SC-HFWR 03 JSA96783
form: A4

RECOMMENDED CABLE (FPC)

n : NO. OF CONDUCTORS



PT. NO.	DESCRIPTION	MATERIAL	THICKNESS (μm)
1	BASE FILM	POLYIMIDE OR POLYESTER OR EQUIVALENT	25
2	CONDUCTOR	COPPER FOIL(PLATING : GOLD)	35
3	OVERLAY	POLYIMIDE OR POLYESTER OR EQUIVALENT	—
4	SUPPORTING TAPE	POLYESTER OR POLYIMIDE OR EQUIVALENT	188

NOTES

1. NO BURR AT EACH PORTION.
2. NO PEELING IN COMMON USE.
3. TOTAL THICKNESS LIMIT OF EACH MATERIAL (INCLUDING ADHESIVE AGENT) IS SPECIFIED.

mat'l. code		surface 58 / tolerance ISO 1302 ✓ / ISO 406 / ISO 1101		projection		product family 58NF		CODE JP	
ltr	ecn no	dr	date	tolerances unless otherwise specified		title			
A	J05-0653	H.T	10/12/05	angles	linear	RECOMMENDED CABLE			
B	J06-0078	H.T	3/1/06			HFW__R-1/2STB__			
C	J06-0413	H.T	10/4/06			scale X			
				dr	10/4/06	dwg no		sheet 1 of 1	size
				enr	10/4/06	JSA 96789			A4
				chr	10/12/06	type Product Customer Drawing			
				app	10/12/06				
sheet index	revision	C							Rev. C

form: A4