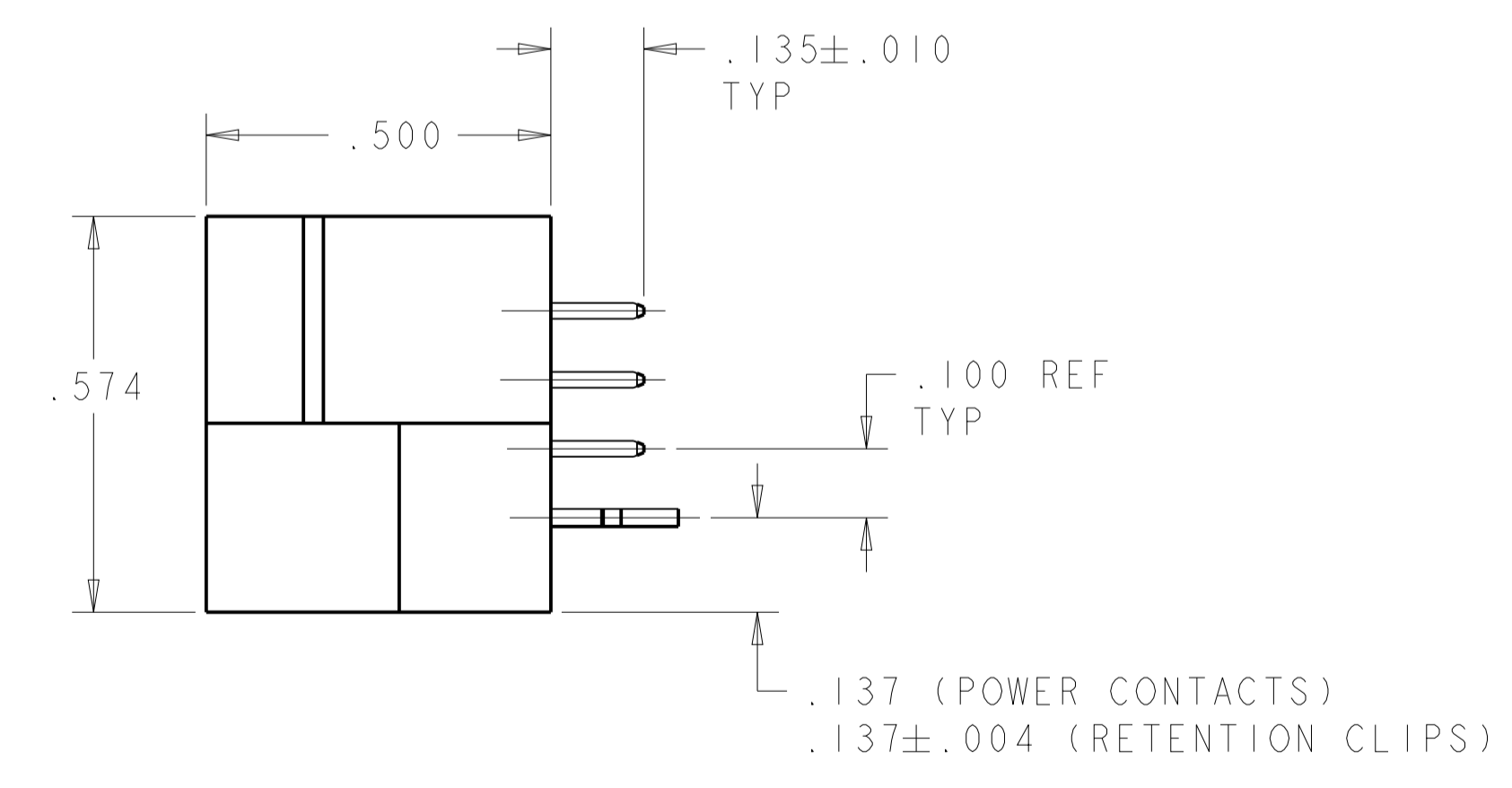
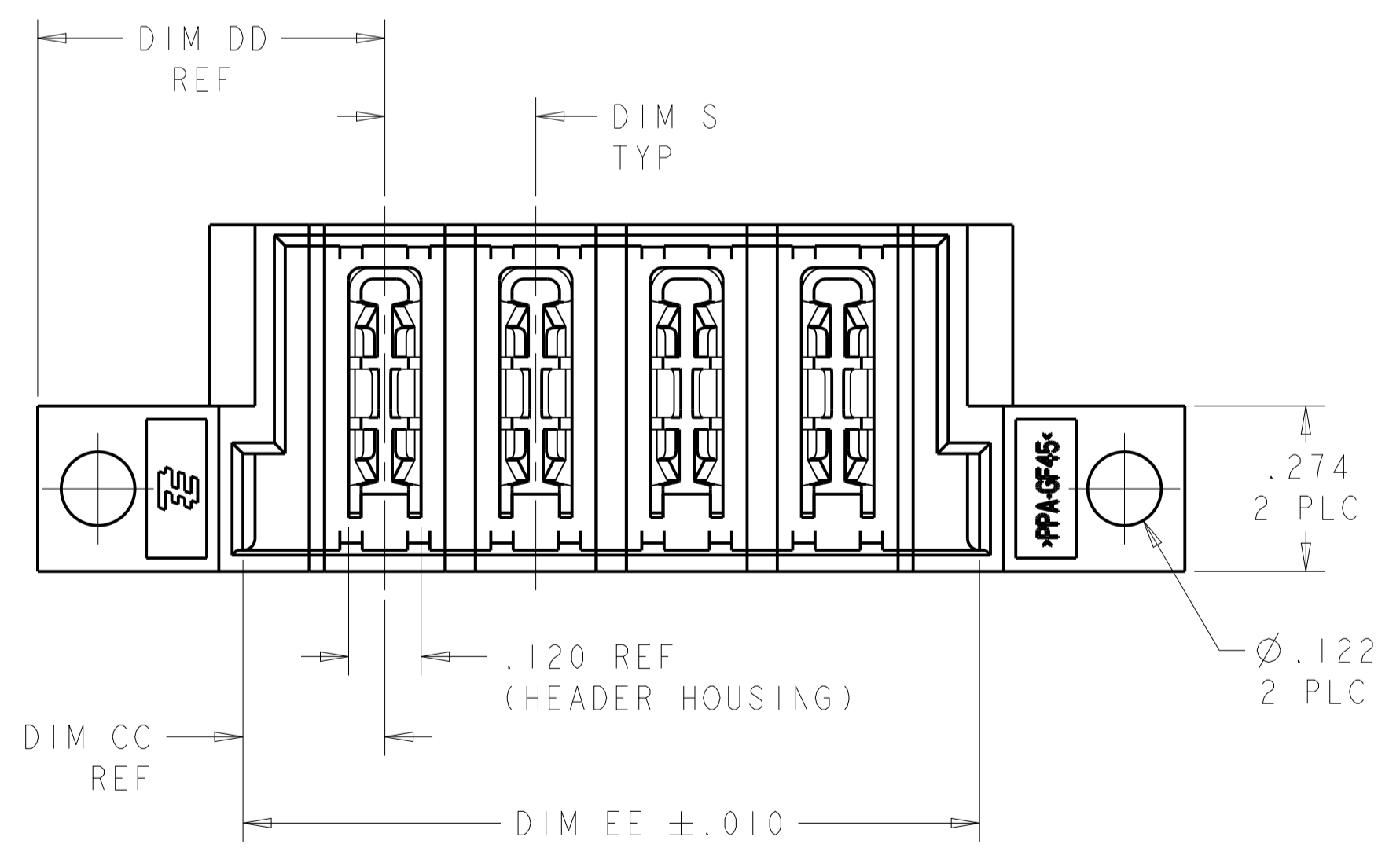
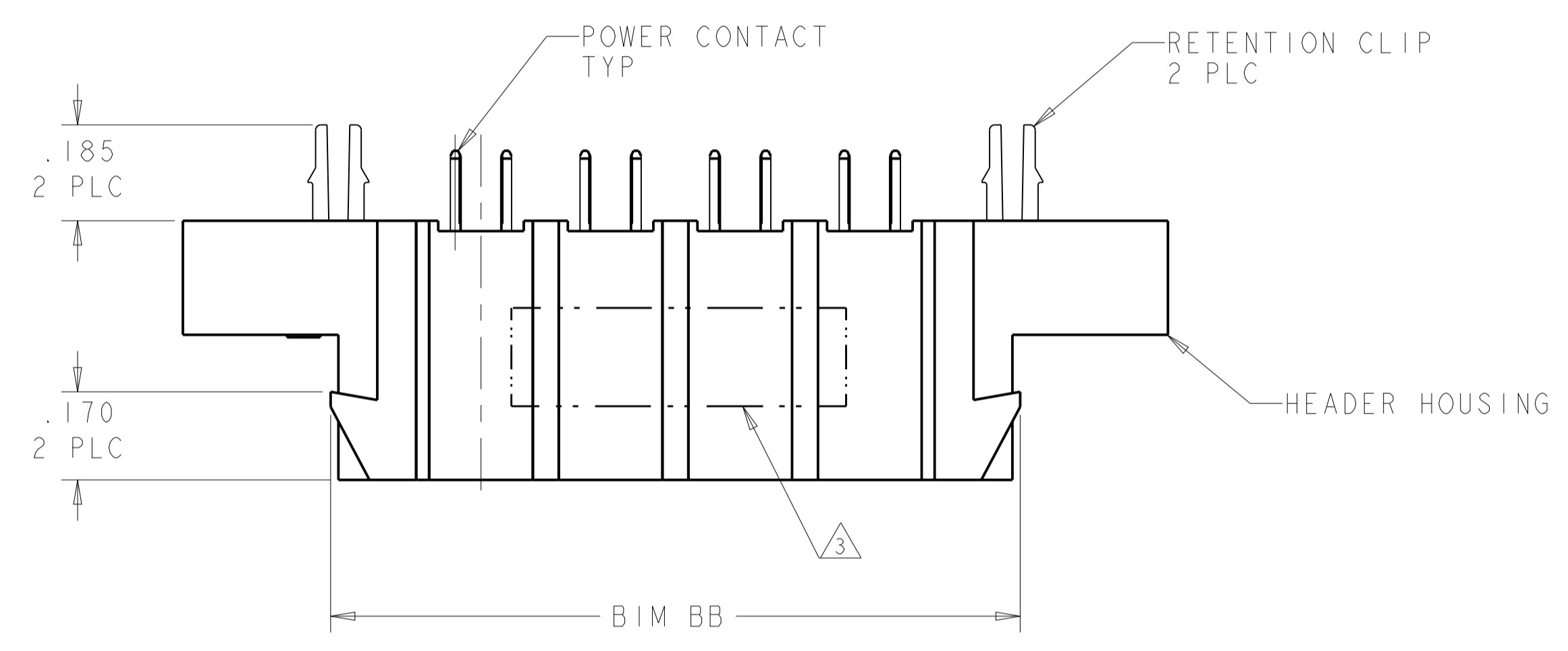
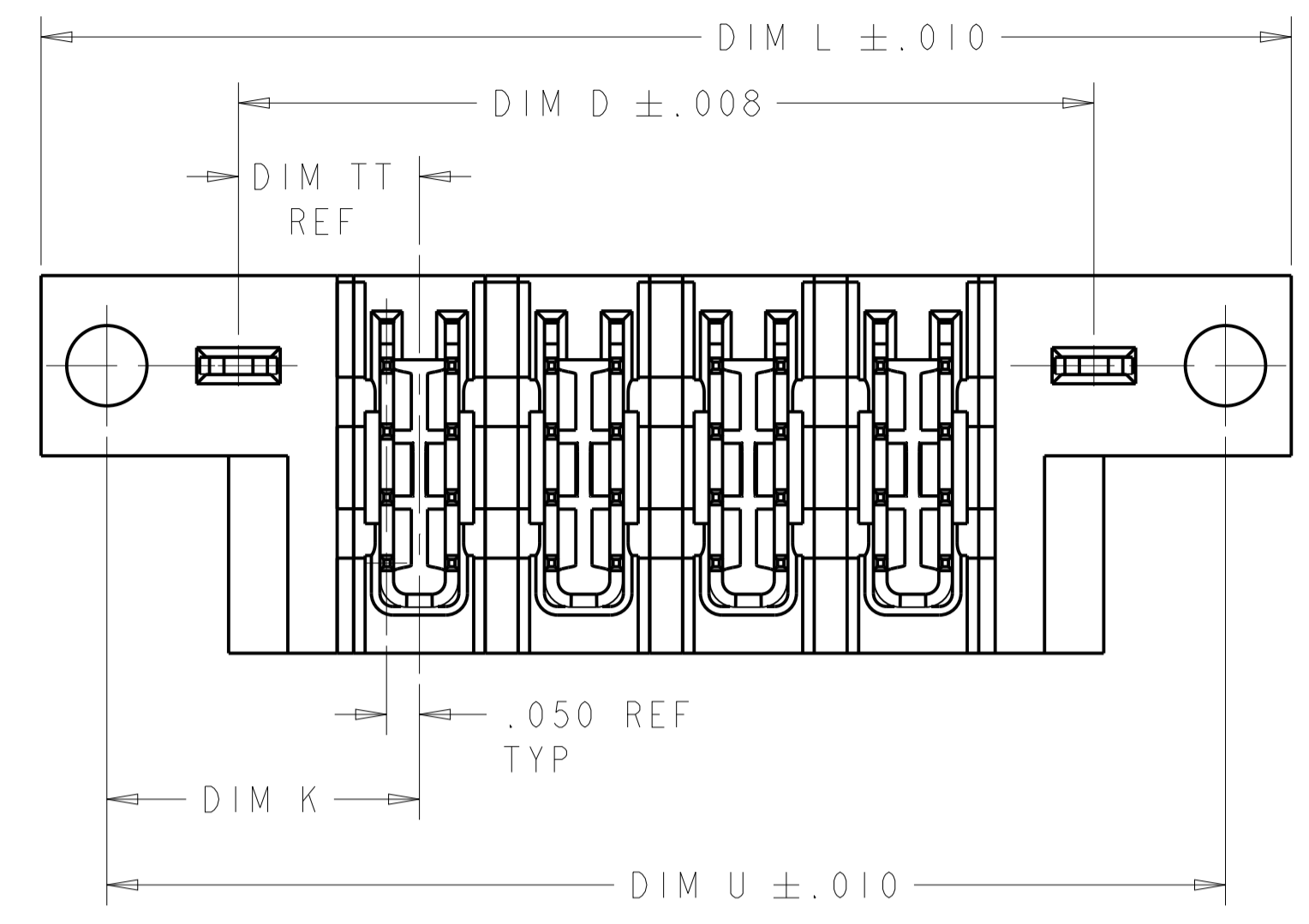


LOC	DIST	REVISIONS			
P	LTN	DESCRIPTION	DATE	DWN	APVD
A		RELEASED	14MAY2006	DRR	MP
A1		ADD NEW DASH NUMBER	30JUL2008	CZ	SY
B		REV PER ECR-08-025053	06OCT2008	CZ	SY
B1		REV PER ECR-14-002489	25FEB2014	OL	SZ



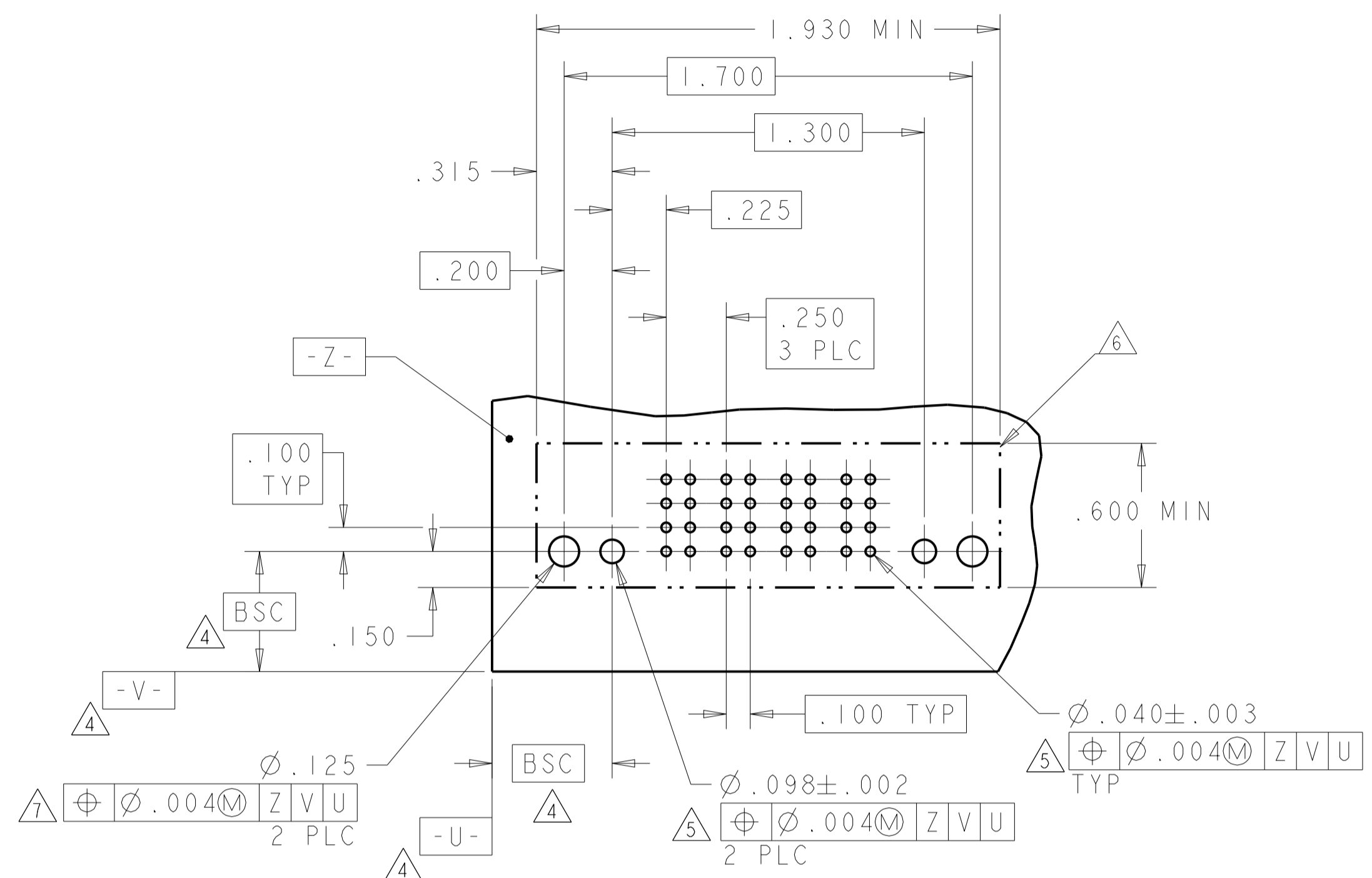
- 1 HEADER HOUSING: THERMO PLASTIC, BLACK, UL94 V-0; CONTACTS AND RETENTION CLIPS: COPPER ALLOY.
- 2 CONTACT PLATING: NOBLE METAL PLATING ON CONTACT FUNCTIONAL AREA OF POWER AND SIGNAL CONTACTS
RETENTION CLIP: .000115 MIN TIN.
- 3 "AMP", PART NUMBER AND DATE CODE MARKED IN THIS AREA. PARTS UNDER 2.50 LONG MAY BE MARKED ON BOTH SIDES.
- 4 DATUM AND BASIC DIMENSIONS ESTABLISHED BY CUSTOMER.
- 5 PCB - ALL HOLE DIAMETERS ARE FINISHED HOLE SIZES.
- 6 MECHANICAL CONNECTOR KEEP OUT ZONE.
- 7 CUSTOMER SUPPLIES (2) #4-40UNC SCREWS, HARDWARE TO BE USED TO MOUNT HEADER ASSEMBLY TO PC BOARD.
- 8 NOT RELEASED FOR PRODUCTION

1.470	.625	.285	1.580	.325	1.950	.300	2.150	.525	1.550	YES	4ACP	6600390-2
1.220	.575	.235	1.330	.275	1.700	.250	1.900	.475	1.300	YES	4P	6600390-1
DIM "EE"	DIM "DD"	DIM "CC"	DIM "BB"	DIM "TT"	DIM "U"	DIM "S"	DIM "L"	DIM "K"	DIM "D"	RETENTION CLIP	DESCRIPTION	PART NUMBER

DIMENSIONS: INCHES 		TOLERANCES UNLESS OTHERWISE SPECIFIED: 0 PLC ±. 1 PLC ±. 2 PLC ±. 3 PLC ±.005 4 PLC ±. ANGLES ±.		DWN D. RINGLER 25MAR06 CHK M. PERCHERKE 25MAR06 APVD M. PERCHERKE 25MAR06	Tyco Electronics Harrisburg, PA 17105-3608
MATERIAL 		FINISH 		NAME VERICAL HEADER ASSEMBLY, W/LATCH RECEIVERS, SOLDER TAIL, TYPE P, MULTI-BEAM XL	SIZE A 100779 C=6600390
CUSTOMER DRAWING				SCALE 3:1	SHEET 1 OF 2 REV B1

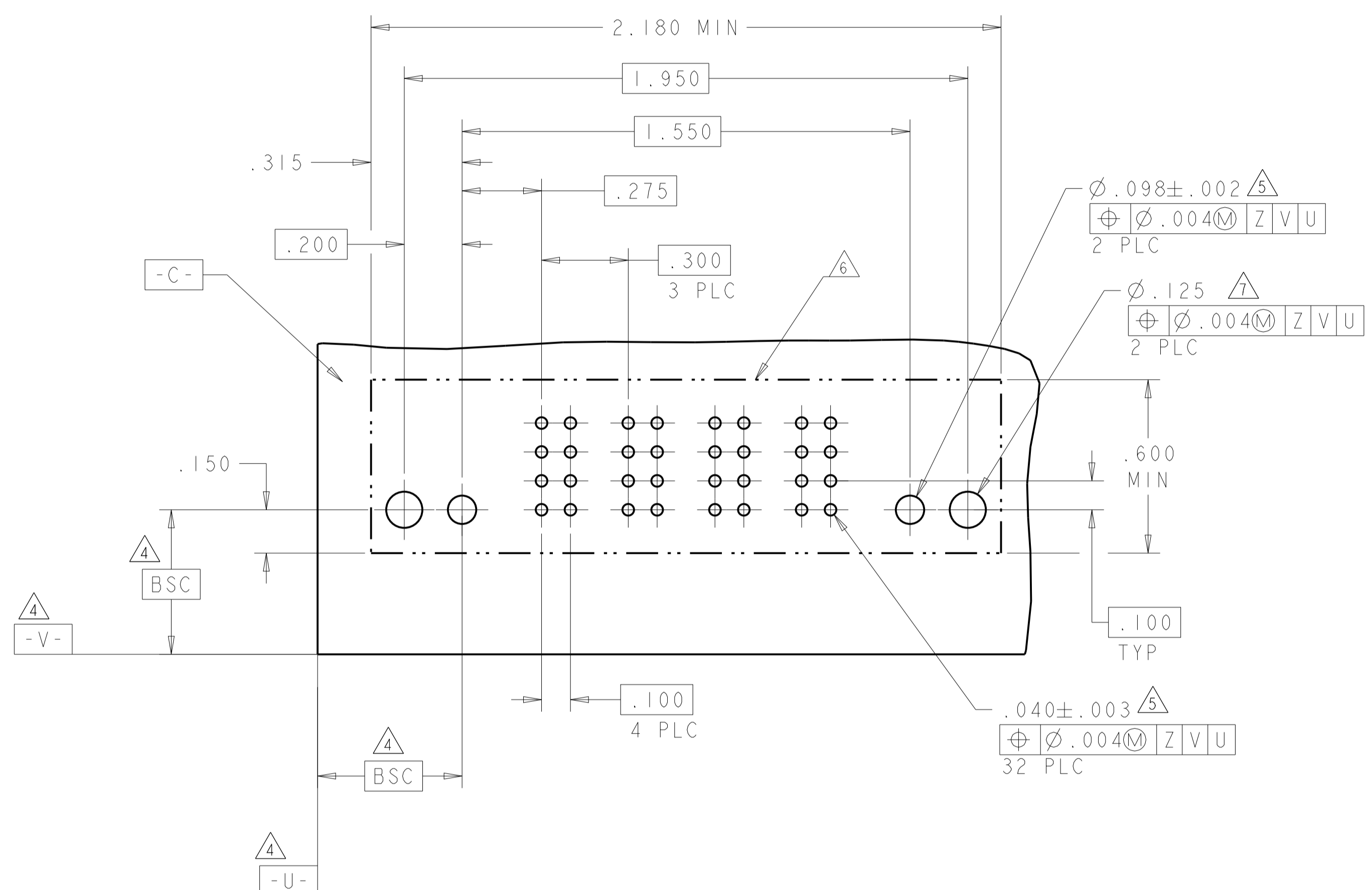
LOC	DIST	REVISIONS		
P	LTN	DESCRIPTION	DATE	APVD
-	-	SEE SHEET 1	-	-

PART NUMBER	ROWS	POWER			
		P1	P2	P3	P4
6600390-1	D	SZ	SZ	SZ	SZ
	C				
	B				
	A				
4P	HD				HD



RECOMMENDED PCB LAYOUT 6600390-1
 SCALE 2:1

PART NUMBER	ROWS	POWER			
		P1	P2	P3	P4
6600390-2	D	SZ	SZ	SZ	SZ
	C				
	B				
	A				
4ACP	HD				HD



RECOMMENDED PCB LAYOUT 6600390-2
 SCALE 2:1

MATING SEQUENCE	DESCRIPTION	IDENTIFIER
-	RETENTION CLIP	HD
-	POWER CONTACT	SZ

DIMENSIONS: INCHES 		TOLERANCES UNLESS OTHERWISE SPECIFIED: 0 PLC ± 1 PLC ± 2 PLC ± 3 PLC ±.005 4 PLC ± ANGLES ±		DWN D. RINGLER 25MAR06 CHK M. PERCHERKE 25MAR06 APVD M. PERCHERKE 25MAR06 PRODUCT SPEC 108-1973 APPLICATION SPEC 114-13038 WEIGHT CUSTOMER DRAWING		Tyco Electronics Harrisburg, PA 17105-3608 NAME VERICAL HEADER ASSEMBLY, W/LATCH RECEIVERS, SOLDER TAIL, TYPE P, MULTI-BEAM XL SIZE CAGE CODE DRAWING NO A1100779C=6600390 SCALE 3:1 SHEET 2 OF 2 REV B1	
---------------------------	--	---	--	--	--	--	--