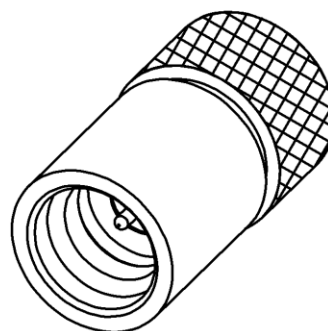
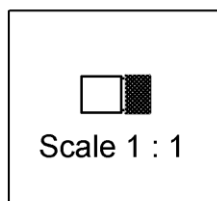
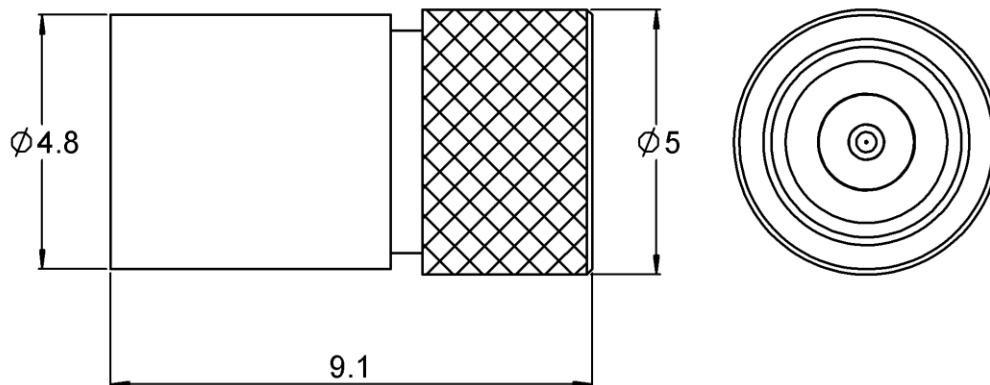
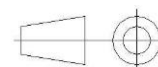


PAGE 1/2	ISSUE 10-05-16A	SERIES TERMINATION	PART NUMBER R404N61000
----------	-----------------	------------------------------	-------------------------------



All dimensions are in mm.



COMPONENTS	MATERIALS	PLATING (μm)
Body	STAINLESS STEEL	GOLD OVER NICKEL
Center contact	BERYLLIUM COPPER	GOLD OVER NICKEL
Outer contact	-	-
Insulator	PTFE	
Gasket	-	
Substrate	ALUMINA CERAMIC	
Resistor	THICK FILM	
Others parts	-	-

PAGE 2/2	ISSUE 10-05-16A	SERIES TERMINATION	PART NUMBER R404N61000
----------	------------------------	------------------------------	-------------------------------

ELECTRICAL CHARACTERISTICS

Frequency (GHz)	DC - 18
V.S.W.R (≤)	1.20

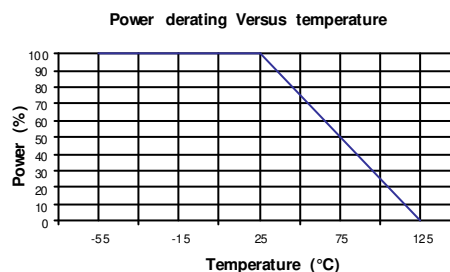
Operating Frequency Range	DC - 18	GHz
Impedance	50	Ω
DC Resistance	50	Ω ± 5%
Peak power at 25°C (1μs, 1%)	100	W
Average power at 25°C	1	W (Free Air Cooled)
		W (Conduction Cooled)

MECHANICAL CHARACTERISTICS

Connectors	SMP	Male	MIL STD-348A
Weight	1,0000	g	

ENVIRONMENTAL CHARACTERISTICS

Operating temperature range	-55/+125	°C
Storage temperature range	-55/+125	°C



SPECIFICATION

OTHER CHARACTERISTICS