

1

2

3

4

5

6

7

A

B

C

D

E

F


G

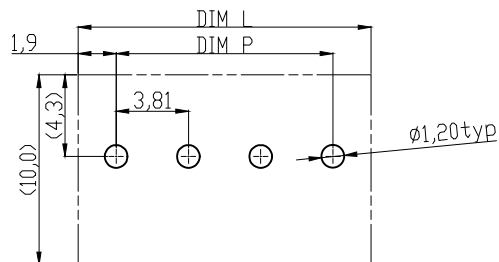
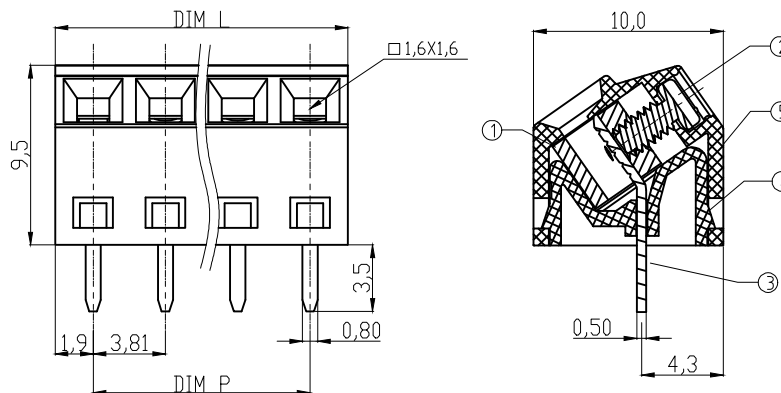
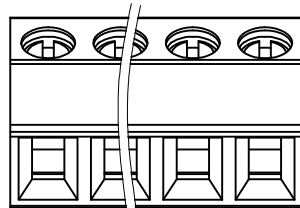
H

Material

- ① Clamp: Brass, Ni plated
- ② Terminal screw: Steel Zinc plating "-" slot type
- ③ Wire guard solder pin: Brass, Tin plated
- ④ Terminal cover: Thermoplastic (UL94V-0)
- ⑤ Terminal (housing): Thermoplastic (UL94V-0), GREEN

Electrical

- Voltage rating: 300VAC
- Current rating: 10A
- Wire range:
- Solid wire (AWG): 16-28
- Stranded wire (AWG): 16-28
- Torque (Lb-In): 1.7
- Screw: M2
- Wire strip length: 5-6mm
- Withstanding Voltage: 1.6KV
- Operating temperature: -40°C to +115°C
- Soldering temperature: 250°C ± 10°C / 5 Sec
- Safety Approval:  us



DIMENSION

L	Nx3.81
P	(N-1)x3.81

N=Number of poles

Poles	Tolerance	
	DIM L	DIM P
2p-6p	±0.15	±0.15
7p-12p	±0.20	±0.20
13p-18p	±0.25	±0.25
19p-24p	±0.30	±0.30


RECOMMENDER PCB LAYOUT

RoHS compliant

Unit:mm



File No.: E349947

Scale	1:1					Date	Name	Customer-No.
TOLERANCE						Drawn	19.04.2010	Alex
X.	±0.50					Approved	01.04.2016	Joanna
X.X	±0.30							
X.XX	±0.10							
DIM	TOL	①	Add UL	01.04.2016	Joanna			
X.°	±1°	②	Drawn	19.04.2010	Alex			
Angle	TOL	Id.	Modification	Date	Name	ASS 4114 CO		rev01

Customer-No.	
ASSMANN WSW-No. <b>A-TB381-TVxxSB</b>	
Drawing-No.	
Replace	Sheet

1

2

3

4

5

6

7

A

B

C

D

E

F

G

H