

PC 16/ 4-STF-10,16 BK - PCB connector



1710352

<https://www.phoenixcontact.com/us/products/1710352>

Please be informed that the data shown in this PDF document is generated from our online catalog. Please find the complete data in the user documentation. Our general terms of use for downloads are valid.



PCB connector, nominal cross section: 16 mm², color: black, nominal current: 76 A, rated voltage (III/2): 1000 V, contact surface: Silver, contact connection type: Socket, number of potentials: 4, number of rows: 1, number of positions: 4, number of connections: 4, product range: PC 16/..-STF, pitch: 10.16 mm, connection method: Screw connection with tension sleeve, screw head form: L Slotted, conductor/PCB connection direction: 0 °, locking clip: - without locking clip, plug-in system: COMBICON PC 16, locking: Screw locking mechanism, mounting: Screw flange, type of packaging: packed in cardboard

Your advantages

- Well-known connection principle allows worldwide use
- Low temperature rise, thanks to maximum contact force
- Allows connection of two conductors
- Integrated double steel spring provides additional safety in the event of temperature and power fluctuations
- Screwable flange for superior mechanical stability
- Integrated protective guide prevents incorrect insertion of the conductor underneath the tension sleeve

Commercial data

| | |
|--------------------------------------|---------------|
| Item number | 1710352 |
| Packing unit | 1 pc |
| Minimum order quantity | 25 pc |
| Sales key | AA05 |
| Product key | AAEAAB |
| GTIN | 4055626149776 |
| Weight per piece (including packing) | 40.744 g |
| Weight per piece (excluding packing) | 39.304 g |
| Customs tariff number | 85366990 |
| Country of origin | PL |

PC 16/ 4-STF-10,16 BK - PCB connector



1710352

<https://www.phoenixcontact.com/us/products/1710352>

Technical data

Product properties

| | |
|-----------------------|------------------------|
| Product line | COMBICON Connectors XL |
| Product type | PCB connector |
| Product family | PC 16/..-STF |
| Number of positions | 4 |
| Pitch | 10.16 mm |
| Number of connections | 4 |
| Number of rows | 1 |
| Number of potentials | 4 |

Electrical properties

| | |
|-----------------------------|----------------|
| Nominal current I_N | 76 A |
| Nominal voltage U_N | 1000 V |
| Degree of pollution | 3 |
| Contact resistance | 0.3 m Ω |
| Rated voltage (III/3) | 1000 V |
| Rated surge voltage (III/3) | 8 kV |
| Rated voltage (III/2) | 1000 V |
| Rated surge voltage (III/2) | 8 kV |
| Rated voltage (II/2) | 1000 V |
| Rated surge voltage (II/2) | 6 kV |

Connection data

Connection technology

| | |
|-------------------------|--------------------|
| Type | Standard |
| Connector system | COMBICON PC 16 |
| Nominal cross section | 16 mm ² |
| Contact connection type | Socket |

Interlock

| | |
|-----------------|-------------------------|
| Locking type | Screw locking mechanism |
| Mounting flange | Screw flange |

Conductor connection

| | |
|---|--|
| Connection method | Screw connection with tension sleeve |
| Conductor/PCB connection direction | 0 ° |
| Conductor cross section rigid | 0.75 mm ² ... 16 mm ² |
| Conductor cross section flexible | 0.75 mm ² ... 16 mm ² |
| Conductor cross section AWG | 18 ... 6 |
| Conductor cross section flexible, with ferrule without plastic sleeve | 0.5 mm ² ... 16 mm ² (Only in connection with CRIMPFOX 16 S) |
| Conductor cross section, flexible, with ferrule, with plastic sleeve | 0.5 mm ² ... 10 mm ² (Only in connection with CRIMPFOX 16 S) |

PC 16/ 4-STF-10,16 BK - PCB connector



1710352

<https://www.phoenixcontact.com/us/products/1710352>

| | |
|---|--|
| 2 conductors with same cross section, solid | 0.75 mm ² ... 6 mm ² |
| 2 conductors with same cross section, flexible | 0.75 mm ² ... 6 mm ² |
| 2 conductors with same cross section, flexible, with ferrule without plastic sleeve | 0.5 mm ² ... 4 mm ² |
| 2 conductors with the same cross section, flexible, with TWIN ferrule with plastic sleeve | 0.5 mm ² ... 6 mm ² |
| Cylindrical gauge a x b / diameter | - / 5.4 mm |
| Stripping length | 12 mm |
| Tightening torque | 1.7 Nm ... 1.8 Nm |

Material specifications

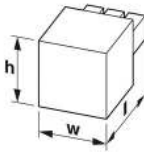
Material data - contact

| | |
|---|--|
| Note | WEEE/RoHS-compliant, free of whiskers according to IEC 60068-2-82/JEDEC JESD 201 |
| Contact material | Cu alloy |
| Surface characteristics | Selective coating |
| Metal surface terminal point (top layer) | Tin (4 - 8 µm Sn) |
| Metal surface terminal point (middle layer) | Nickel flash (Ni flash) |
| Metal surface contact area (top layer) | Silver (2 - 4 µm Ag) |
| Metal surface contact area (middle layer) | Nickel flash (Ni flash) |

Material data - housing

| | |
|---|--------------|
| Color (Housing) | black (9005) |
| Insulating material | PA |
| Insulating material group | I |
| CTI according to IEC 60112 | 600 |
| Flammability rating according to UL 94 | V0 |
| Glow wire flammability index GWFI according to EN 60695-2-12 | 850 |
| Glow wire ignition temperature GWIT according to EN 60695-2-13 | 775 |
| Temperature for the ball pressure test according to EN 60695-10-2 | 125 °C |

Dimensions

| | |
|---------------------|--|
| Dimensional drawing |  |
| Pitch | 10.16 mm |
| Width [w] | 58.4 mm |
| Height [h] | 27.8 mm |
| Length [l] | 41.5 mm |

Mounting

PC 16/ 4-STF-10,16 BK - PCB connector



1710352

<https://www.phoenixcontact.com/us/products/1710352>

| | |
|-----------------------|--------------------------------------|
| Drive form screw head | Slotted (L) |
| Connection method | Screw connection with tension sleeve |
| Drive form screw head | Slotted (L) |

Notes

| | |
|--------------------|--|
| Notes on operation | In accordance with IEC 61984, COMBICON connectors have no switching power (COC). During designated use, they must not be plugged in or disconnected when carrying voltage or under load. |
|--------------------|--|

Mechanical tests

Test for conductor damage and slackening

| | |
|---------------|---------------------|
| Specification | IEC 60999-1:1999-11 |
| Result | Test passed |

Pull-out test

| | |
|---|--|
| Specification | IEC 60999-1:1999-11 |
| Conductor cross section/conductor type/tractive force setpoint/actual value | 0.75 mm ² / solid / > 30 N |
| | 0.75 mm ² / flexible / > 30 N |
| | 16 mm ² / solid / > 100 N |
| | 16 mm ² / flexible / > 100 N |

Insertion and withdrawal forces

| | |
|-------------------------------------|-------------|
| Result | Test passed |
| No. of cycles | 25 |
| Insertion strength per pos. approx. | 12 N |
| Withdraw strength per pos. approx. | 8 N |

Torque test

| | |
|---------------|---------------------|
| Specification | IEC 60999-1:1999-11 |
|---------------|---------------------|

Resistance of inscriptions

| | |
|---------------|------------------------|
| Specification | IEC 60068-2-70:1995-12 |
| Result | Test passed |

Polarization and coding

| | |
|---------------|------------------------|
| Specification | IEC 60512-13-5:2006-02 |
| Result | Test passed |

Visual inspection

| | |
|---------------|-----------------------|
| Specification | IEC 60512-1-1:2002-02 |
| Result | Test passed |

Dimension check

| | |
|---------------|-----------------------|
| Specification | IEC 60512-1-2:2002-02 |
| Result | Test passed |

Environmental and real-life conditions

PC 16/ 4-STF-10,16 BK - PCB connector



1710352

<https://www.phoenixcontact.com/us/products/1710352>

Vibration test

| | |
|------------------------|-----------------------------|
| Specification | IEC 60068-2-6:2007-12 |
| Frequency | 10 - 150 - 10 Hz |
| Sweep speed | 1 octave/min |
| Amplitude | 0.35 mm (10 Hz ... 60.1 Hz) |
| Sweep speed | 5g (60.1 Hz ... 150 Hz) |
| Test duration per axis | 2.5 h |

Durability test

| | |
|--|-----------------------|
| Specification | IEC 60512-9-1:2010-03 |
| Impulse withstand voltage at sea level | 9.8 kV |
| Contact resistance R ₁ | 0.3 mΩ |
| Contact resistance R ₂ | 0.3 mΩ |
| Insertion/withdrawal cycles | 25 |
| Insulation resistance, neighboring positions | > 5 MΩ |

Climatic test

| | |
|-----------------------------------|---|
| Specification | ISO 6988:1985-02 |
| Corrosive stress | 0.2 dm ³ SO ₂ on 300 dm ³ /40 °C/1 cycle |
| Thermal stress | 100 °C/168 h |
| Power-frequency withstand voltage | 4.26 kV |

Shocks

| | |
|-----------------|-----------------------------------|
| Specification | IEC 60068-2-27:2008-02 |
| Pulse shape | Semi-sinusoidal |
| Acceleration | 30g |
| Shock duration | 18 ms |
| Test directions | X-, Y- and Z-axis (pos. and neg.) |

Ambient conditions

| | |
|---|---|
| Ambient temperature (operation) | -40 °C ... 100 °C (dependent on the derating curve) |
| Ambient temperature (storage/transport) | -40 °C ... 70 °C |
| Relative humidity (storage/transport) | 30 % ... 70 % |
| Ambient temperature (assembly) | -5 °C ... 100 °C |

Electrical tests

Thermal test | Test group C

| | |
|----------------------------|-----------------------|
| Specification | IEC 60512-5-1:2002-02 |
| Tested number of positions | 9 |

Insulation resistance

| | |
|--|-----------------------|
| Specification | IEC 60512-3-1:2002-02 |
| Insulation resistance, neighboring positions | > 5 MΩ |

Air clearances and creepage distances |

| | |
|---------------|---------------------|
| Specification | IEC 60664-1:2007-04 |
|---------------|---------------------|

PC 16/ 4-STF-10,16 BK - PCB connector



1710352

<https://www.phoenixcontact.com/us/products/1710352>

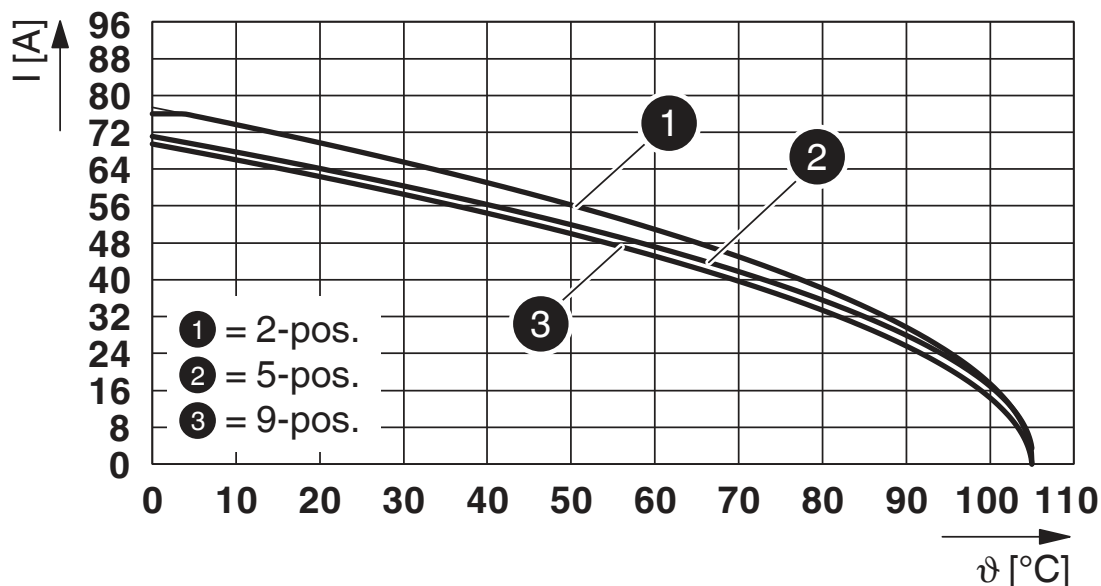
| | |
|--|---------|
| Insulating material group | I |
| Comparative tracking index (IEC 60112) | CTI 600 |
| Rated insulation voltage (III/3) | 1000 V |
| Rated surge voltage (III/3) | 8 kV |
| minimum clearance value - non-homogenous field (III/3) | 8 mm |
| minimum creepage distance (III/3) | 12.5 mm |
| Rated insulation voltage (III/2) | 1000 V |
| Rated surge voltage (III/2) | 8 kV |
| minimum clearance value - non-homogenous field (III/2) | 8 mm |
| minimum creepage distance (III/2) | 8 mm |
| Rated insulation voltage (II/2) | 1000 V |
| Rated surge voltage (II/2) | 6 kV |
| minimum clearance value - non-homogenous field (II/2) | 5.5 mm |
| minimum creepage distance (II/2) | 5.5 mm |

Packaging specifications

| | |
|-------------------|---------------------|
| Type of packaging | packed in cardboard |
|-------------------|---------------------|

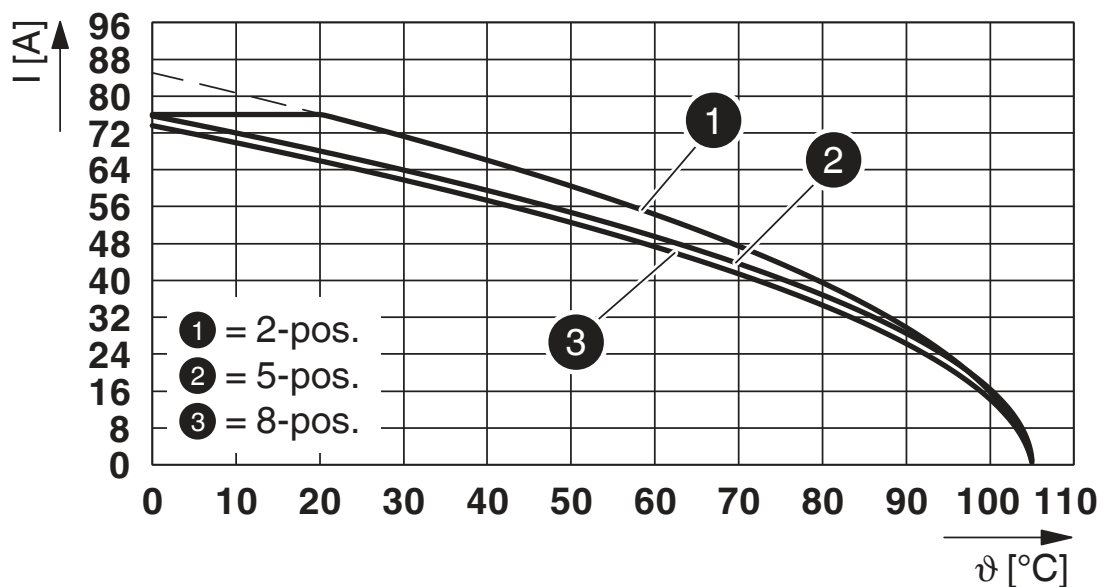
Drawings

Diagram

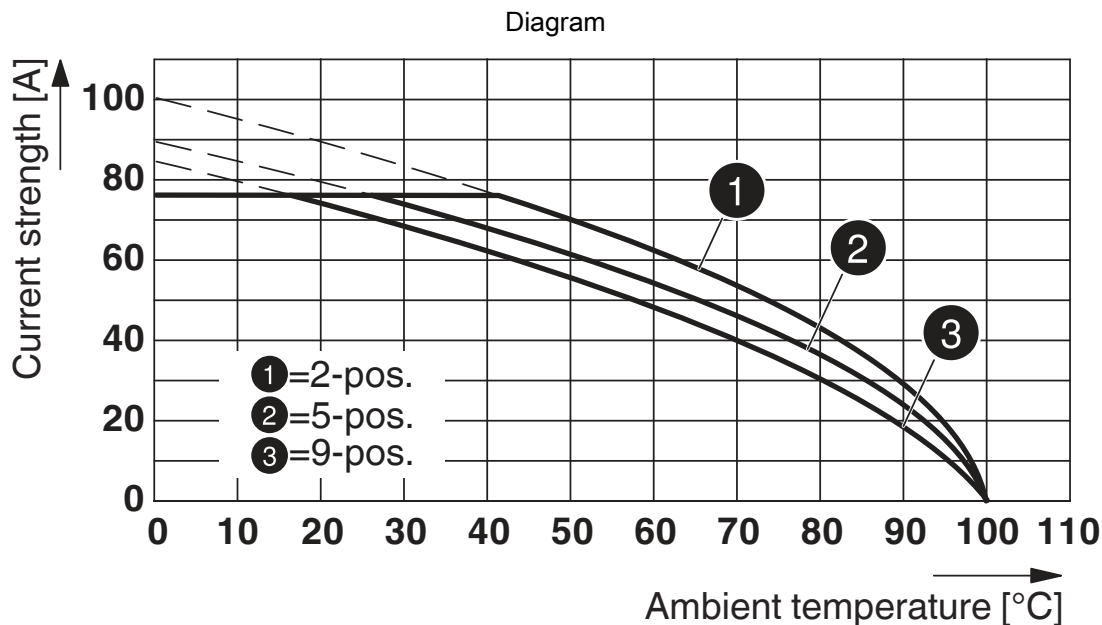


Type: PC 16/...-STF-10,16 with PC 6-16/...-G1F-10,16

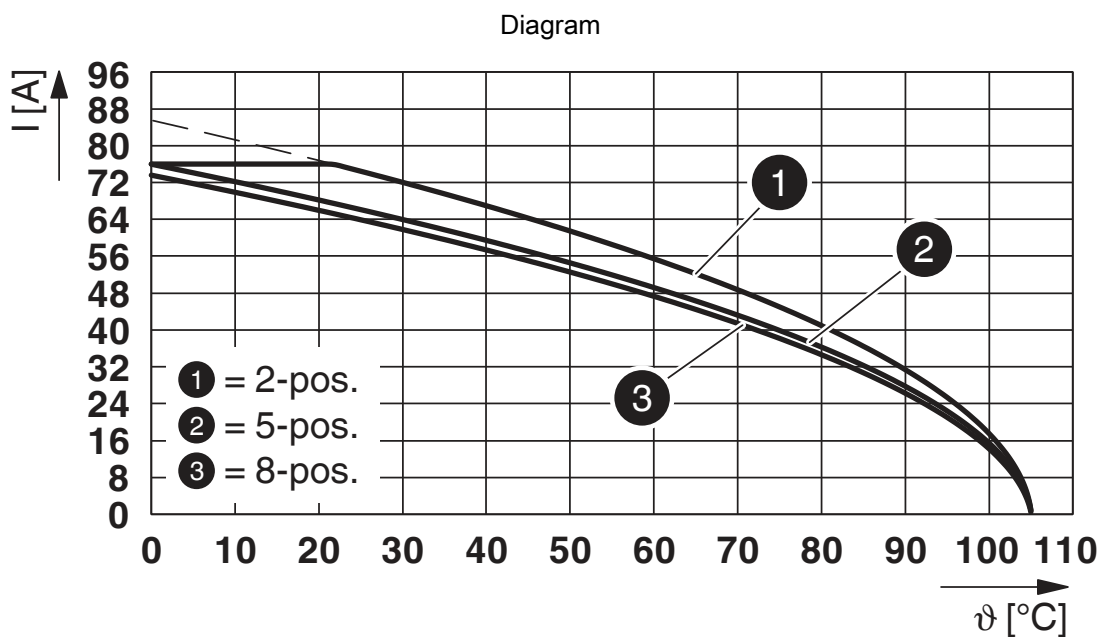
Diagram



Type: PC 16/...-STF-10,16 with PCV 6-16/...-G1F-10,16

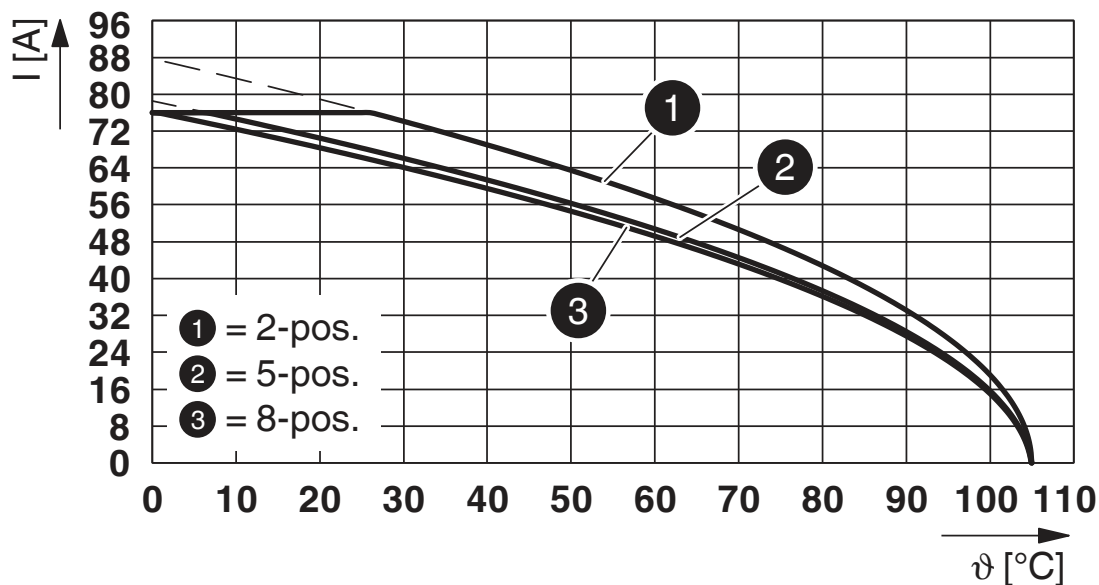


Type: PC 16/...-STF-10,16 with IPC 16/...-STGF-10,16



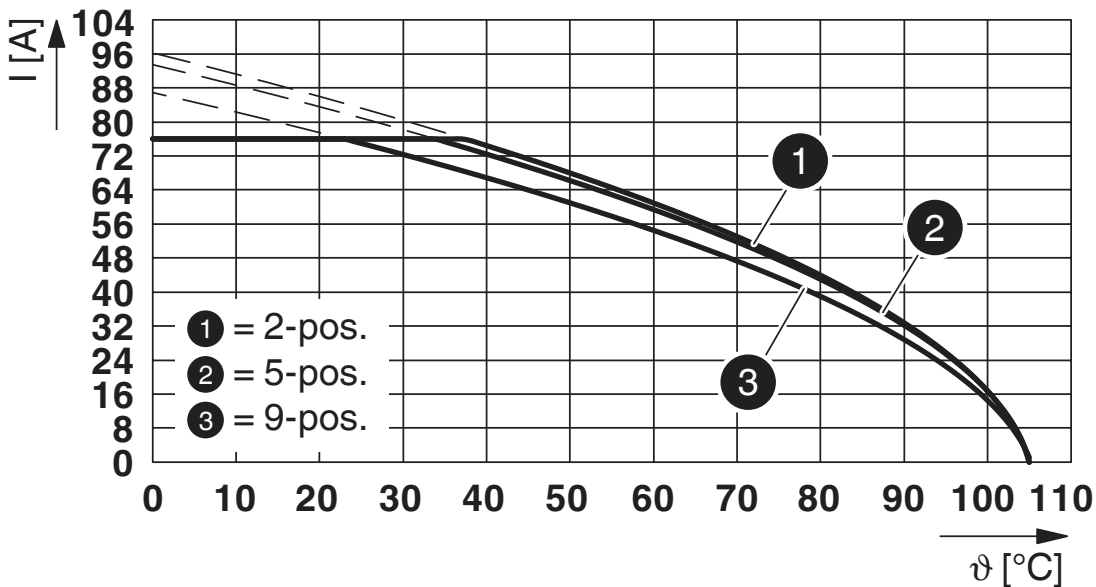
Type: PC 16/...-STF-10,16 with PC 6-16/...-GF-10,16

Diagram



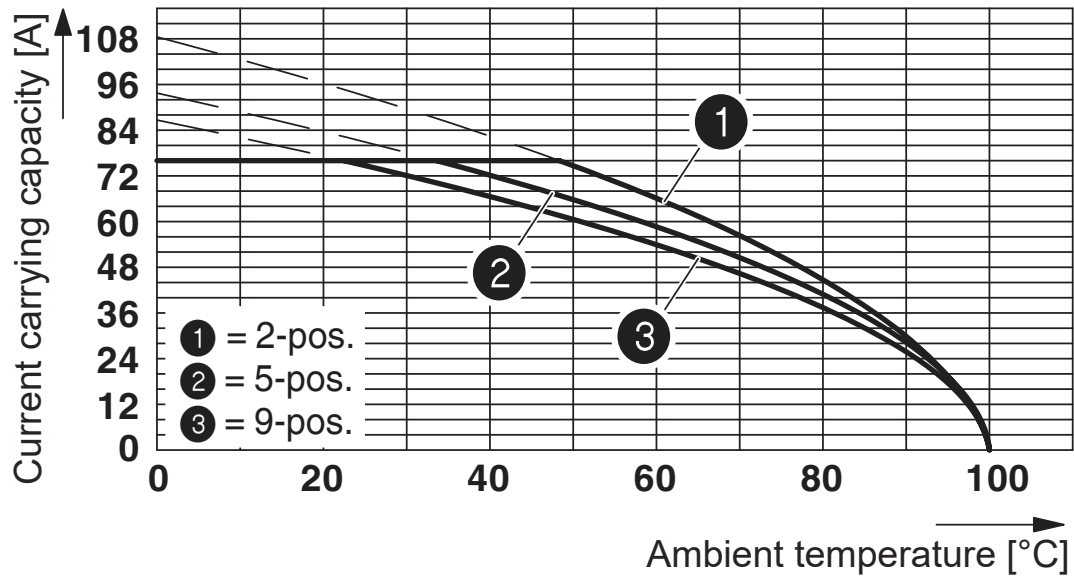
Type: PC 16/...-STF-10,16 with PCV 6-16/...-GF-10,16

Diagram



Type: PC 16/...-STF-10,16 with ISPC 16/...-STGF-10,16

Diagram



Type: PC 16/...-STF-10,16 with DFK-PC 16/...-STF-10,16

PC 16/ 4-STF-10,16 BK - PCB connector



1710352

<https://www.phoenixcontact.com/us/products/1710352>

Approvals

To download certificates, visit the product detail page: <https://www.phoenixcontact.com/us/products/1710352>



EAC

Approval ID: B.01687



cULus Recognized

Approval ID: E60425-20040202

| | Nominal voltage U_N | Nominal current I_N | Cross section AWG | Cross section mm^2 |
|-------------|-----------------------|-----------------------|-------------------|-----------------------------|
| Use group B | 600 V | 55 A | 20 - 6 | - |
| Use group C | 600 V | 55 A | 20 - 6 | - |



VDE Zeichengenehmigung

Approval ID: 40055586

| | Nominal voltage U_N | Nominal current I_N | Cross section AWG | Cross section mm^2 |
|--|-----------------------|-----------------------|-------------------|-----------------------------|
| | 1000 V | 76 A | - | 0.75 - 16 |

PC 16/ 4-STF-10,16 BK - PCB connector



1710352

<https://www.phoenixcontact.com/us/products/1710352>

Classifications

ECLASS

| | |
|-------------|----------|
| ECLASS-11.0 | 27460202 |
| ECLASS-12.0 | 27460202 |
| ECLASS-13.0 | 27460202 |

ETIM

| | |
|----------|----------|
| ETIM 8.0 | EC002638 |
|----------|----------|

UNSPSC

| | |
|-------------|----------|
| UNSPSC 21.0 | 39121400 |
|-------------|----------|

PC 16/ 4-STF-10,16 BK - PCB connector



1710352

<https://www.phoenixcontact.com/us/products/1710352>

Environmental product compliance

| | |
|------------|---|
| China RoHS | Environmentally friendly use period: unlimited = EFUP-e No hazardous substances above threshold values |
|------------|---|

Phoenix Contact 2023 © - all rights reserved
<https://www.phoenixcontact.com>

Phoenix Contact USA
586 Fulling Mill Road
Middletown, PA 17057, United States
(+717) 944-1300
info@phoenixcon.com