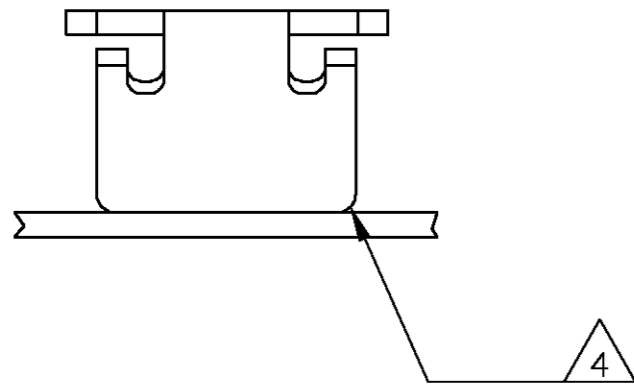


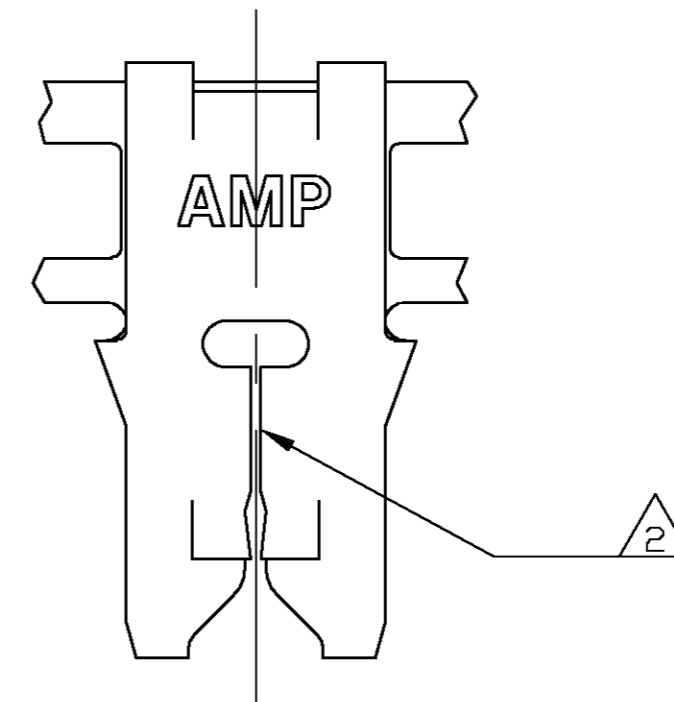
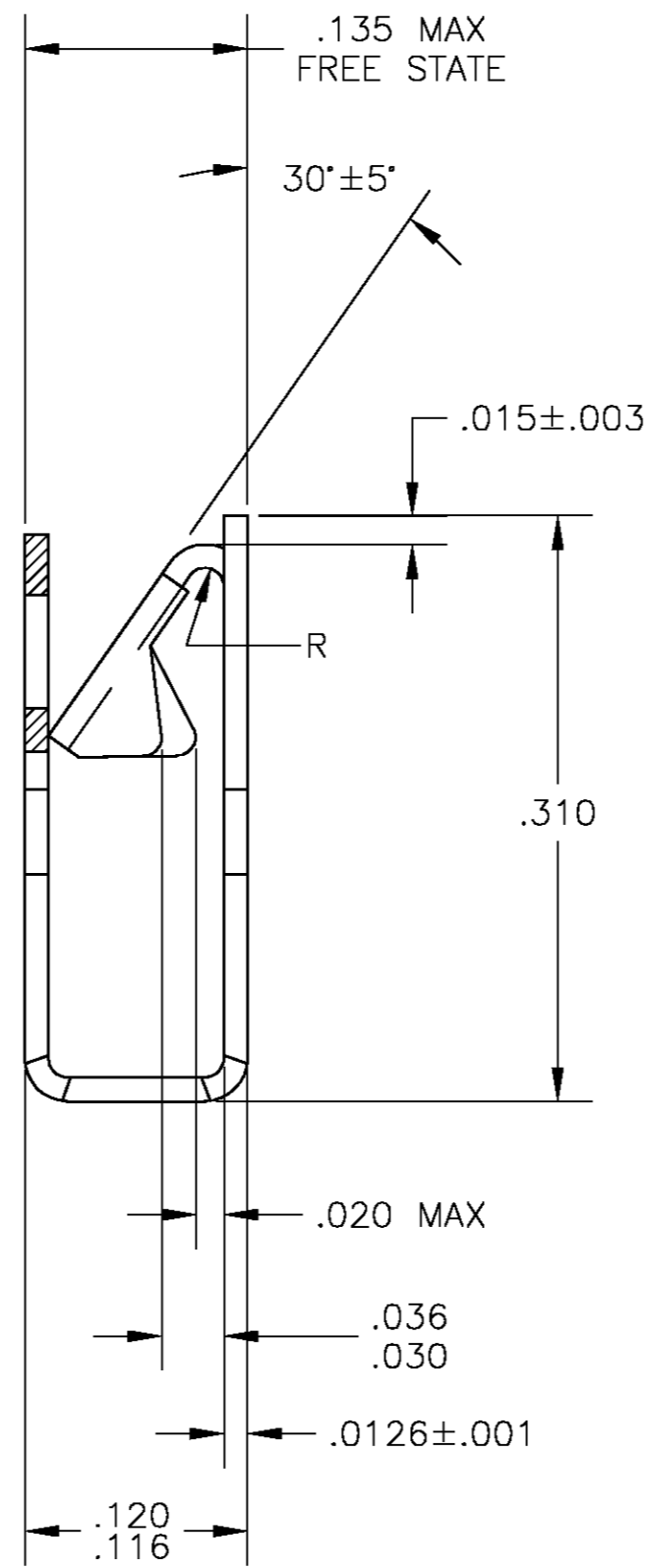
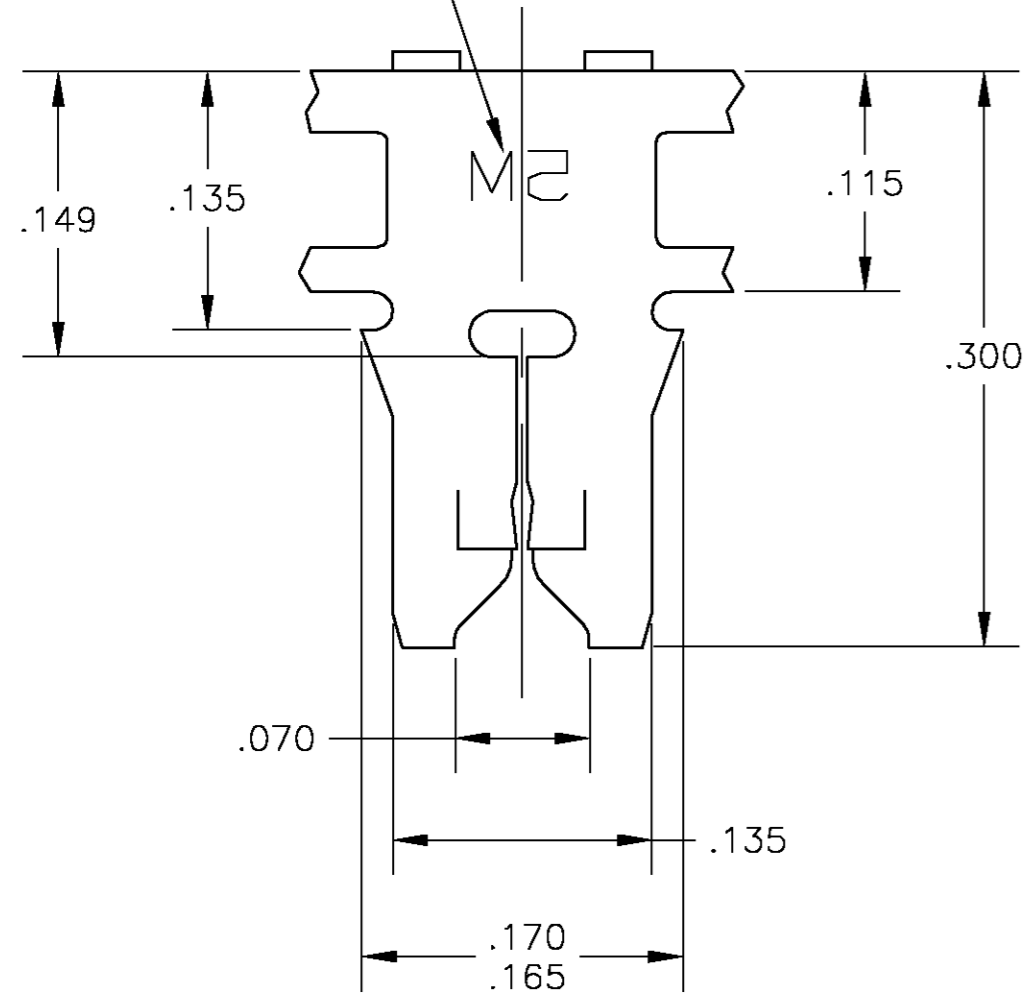
THIS DRAWING IS UNPUBLISHED. RELEASED FOR PUBLICATION
 © COPYRIGHT BY TYCO ELECTRONICS CORPORATION. ALL RIGHTS RESERVED.

LOC	DIST	REVISIONS			
P	LTR	DESCRIPTION	DATE	DWN	APVD
AF	50	A	REL PER 0G3A-0745-03	24NOV03	JR KR

- 1 CONTINUOUS STRIP ON REELS ON .220±.003 CENTERS
- 2 SLOT TERMINATES EITHER A SINGLE OR DOUBLE MAGNET WIRE OF THE SAME SIZE AND TYPE. COPPER RANGE: #32-#29 AWG.
- 3 .000080 MIN TIN PLATE
- 4 POKE-IN ACCEPTS #20-#18 AWG SOLID OR FUSED STRANDED LEAD WIRE.



IDENTIFICATION NUMBER 5M FOR MAGNET WIRE RANGE



1217992

B

A

1217992-1

PART NO

THIS DRAWING IS A CONTROLLED DOCUMENT.		DWN MICHAEL S. FEHER 10SEP2003	Tyco Electronics Corporation Harrisburg, PA 17105	
DIMENSIONS: INCHES		CHK KURT A. RANDOLPH 10SEP2003	NAME KURT A. RANDOLPH	
TOLERANCES UNLESS OTHERWISE SPECIFIED:		APVD KURT A. RANDOLPH 10SEP2003	PRODUCT SPEC 108-2012	
0 PLC ± -		APPLICATION SPEC 114-2046	SIZE A2	CAGE CODE 00779
1 PLC ± -		WEIGHT -	DRAWING NO C=1217992	
2 PLC ± -		CUSTOMER DRAWING	SCALE 10:1	SHEET 1 OF 1
3 PLC ± .010			REV A	
4 PLC ± - ± 1°				
ANGLES ± 1°				
FINISH - 3				
MATERIAL 4M BRASS				