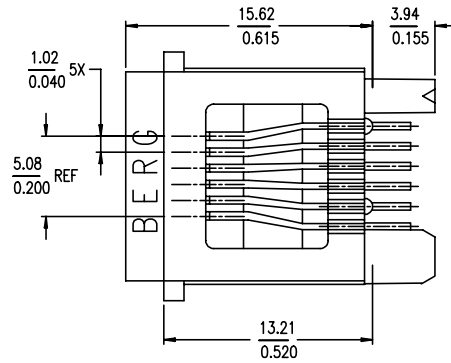


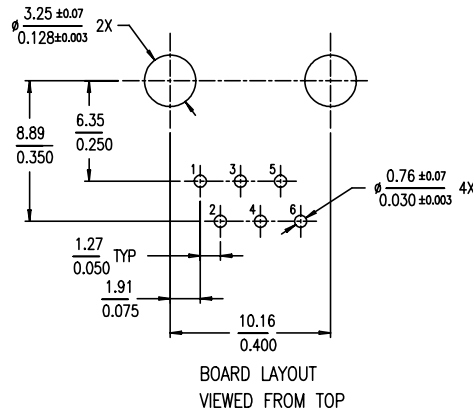
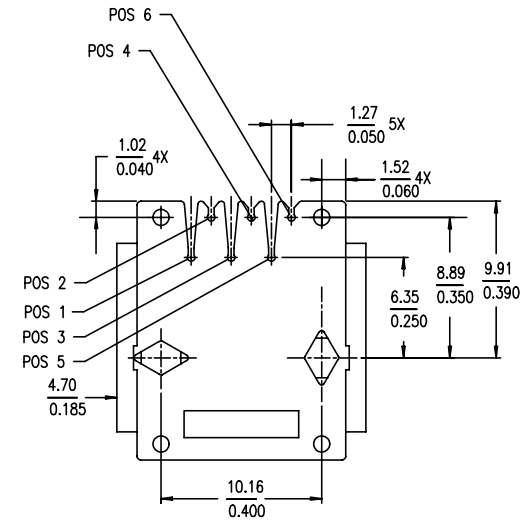
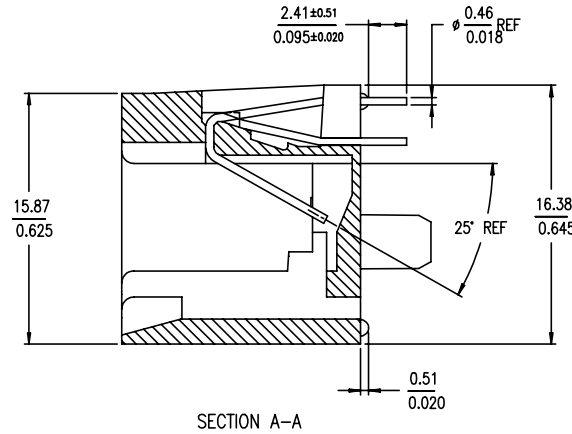
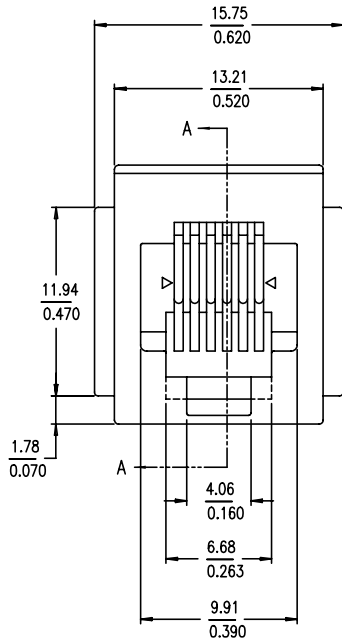
PRODUCT NO.	POSITIONS LOADED	CONTACT PLATING	HSG COLOR	NOTES
90520-001 -001LF	ALL	5u" Au + high performance lubricant	BLACK	NOTE 1
90520-002 -002LF	2,3,4,5			NOTE 1
90520-003 -003LF	ALL			-
90520-004 -004LF	2,3,4,5			-

LEAD FREE PRODUCT NO.



NOTES :

- SPECIAL PACKAGING.
- GXT IS 0.76um / 30u" MIN GXT WITH Au FLASH OVER 1,27um / 50u" MIN Ni.
- THIS PRODUCT MEETS EUROPEAN UNION DIRECTIVE AND OTHER COUNTRY REGULATIONS AS DESCRIBED IN GS-22-008
- THE HOUSING WILL WITHSTAND EXPOSURE TO 260°C PEAK TEMPERATURE FOR 10 SECONDS IN A WAVE SOLDER APPLICATION WITH A 1.57mm MINIMUM THICK CIRCUIT BOARD
- IF LF P/N PACKAGING MEETS GS-14-920 SPECIFICATION



mat'l. code		surface	tolerance	projection	product family
		ISO1302 ✓	ISO1101 ISO406		MOD JACK
l t r e c n n o d r d a t e		tolerances unless otherwise specified		mm	SP/SW 6 POS VERTICAL PCB MOD JACK ASSY
C	T70458 CL 10/21/97	angle	0.X±0.3	scale 2.0	dwg no 90520
D	N04-0102 YS 11/23/04	0°±2'	0.XX±0.15		sheet 1 of 1
E	N08-0064 SH 05/05/08		0.XXX±0.05		size A4
F	ELX-N-010976 SH MM 3/14/12	dir	CATHY LIN 10/21/97		type Product Customer Drawing
		engr	TONY CHIEN 10/21/97		
		chr	TONY CHIEN 10/21/97		
		appd	JENN TSAO 10/21/97		
sheet index	revision sheet 1				