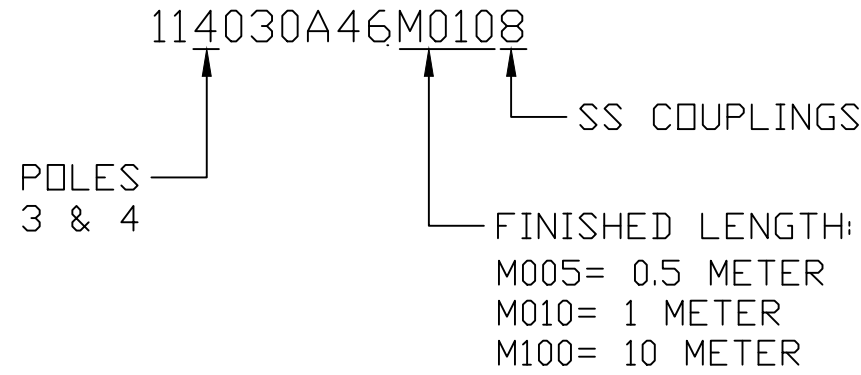
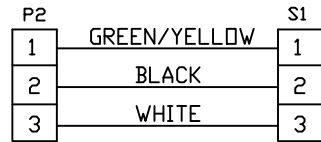


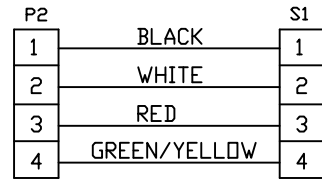
PART NUMBER LEGEND



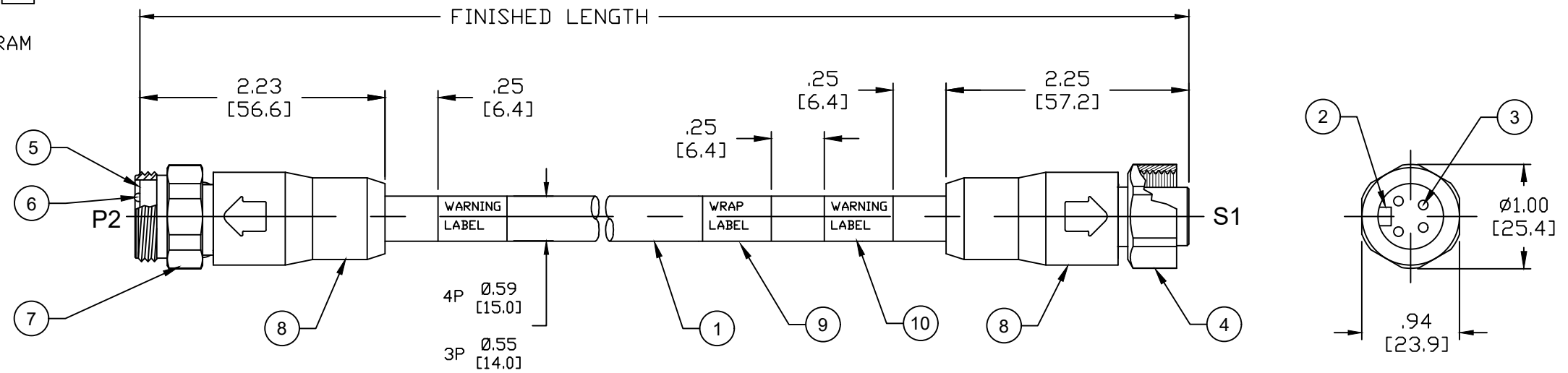
CABLE LENGTH TOLERANCES	
<.3M [1FT]:	+19mm-0 [+ .75in-0]
.3 - .9M [1 - 3FT]:	+44.5mm-0 [+1.75in-0]
.9 - 1.8M [3 - 6FT]:	+55.6mm-0 [+2.19in-0]
1.8 - 3.7M [6 - 12FT]:	+88.9mm-0 [+3.50in-0]
3.7 - 7.3M [12 - 24FT]:	+165.1mm-0 [+6.50in-0]
7.3-14.6M [24 - 48FT]:	+317.5mm-0 [+12.50in-0]
14.6 - 30.5M [48-100FT]:	+622.3mm-0 [+24.50in-0]
OVER 30M [100FT]:	+2% OF FINISHED LENGTH



3P WIRING DIAGRAM



4P WIRING DIAGRAM



- NOTES:
1. MATERIAL: AS NOTED
 2. FINISH: AS NOTED
 3. ELECTRICAL:
VOLTAGE: 3P: 500V PER IEC60664
4P: 483V PER IEC60664
600V PER UL2237
CURRENT: 15A
 4. TEMP RATING: -20°TO +90°C
 5. PROTECTION: IP67 (WHEN MATED)
 6. COUPLING THREAD: 7/8-16UN
 7. UL LISTED FILE: E258922
 8. ALL DIMS ARE FOR REFERENCE UNLESS TOLERANCED OR NOTED OTHERWISE

ITEM	DESCRIPTION	MATERIAL	FINISH
10	WARNING LABEL	VINYL	ORANGE/BLACK
9	WRAP LABEL	VINYL	BLACK/YELLOW
8	OVERMOLDS	TPE	GRAY
7	COUPLING, MALE	ST-STEEL	PASSIVATED
6	CONTACT PIN	COPPER ALLOY	GOLD PLATED
5	MALE INSERT (A-SIZE)	TPE	BLACK
4	COUPLING, FEMALE	ST-STEEL	PASSIVATED
3	CONTACT SOCKET	COPPER ALLOY	GOLD PLATED
2	FEMALE INSERT (A-SIZE)	TPE	BLACK
1	CABLE, 14/4, 90°C, 600V	PVC JACKET	GRAY

PART NO.	ENGINEERING NO.	FINISHED LENGTH
1300620121	114030A46M0108	1.0M (3 FT 3IN)
1300620126	114030A46M0308	3.0M (6 FT 7IN)
1300620234	113030A46M1008	10.0M (32 FT 10IN)

FUNCTIONAL SYMBOLS	THIS DRAWING CONTAINS INFORMATION THAT IS PROPRIETARY TO MOLEX ELECTRONIC TECHNOLOGIES, LLC AND SHOULD NOT BE USED WITHOUT WRITTEN PERMISSION		CURRENT REV DESC: UPDATE PER LATEST DOC STD. BORDER, NOTES, O-MOLD AND INSERTS WERE PVC ADD WIRING DIAGRAM	
	DIMENSION UNITS	SCALE	EC NO: 648067	
$\nabla F=0$	INCH/MM	1:1	DRWN: RSTONE	2020/10/28
$\nabla E=0$	GENERAL TOLERANCES (UNLESS SPECIFIED)		CHK'D: MZIELINSKI	2020/10/29
$\nabla P=0$	4 PLACES	±----	APPR: BWOODMAN	2020/10/30
DIVISIONAL SYMBOLS	3 PLACES	±----	INITIAL REVISION:	
	2 PLACES	±----	DRWN: RSTONE	2017/09/12
	1 PLACE	±----	APPR: BWOODMAN	2017/10/04
	0 PLACES	±----	DOCUMENT NUMBER: SD-130062-041	
	ANGULAR TOL ± ---- °		DOC TYPE/DOC PART/REVISION: PSD/001/B	
DRAFT WHERE APPLICABLE MUST REMAIN WITHIN DIMENSIONS		THIRD ANGLE PROJECTION	DRAWING: B-SIZE	SHEET NUMBER: 1 OF 1