

PAGE 1/2

ISSUE 26-01-17

SERIE : DPDT

PART NUMBER : R577843002

RF CHARACTERISTICS

Frequency range : **0 - 40 GHz**
 Impedance : **50 Ohms**

Frequency (GHz)	DC - 6	6 - 12.4	12.4 - 18	18 - 26.5	26.5 - 40
VSWR max	1.30	1.40	1.50	1.70	1.90
Insertion loss max	0.30 dB	0.40 dB	0.50 dB	0.70 dB	0.80 dB
Isolation min	70 dB	60 dB	60 dB	55 dB	50 dB
Average power (*)	80 W	60 W	50 W	20 W	10 W

ELECTRICAL CHARACTERISTICS

Actuator : **LATCHING**
 Nominal current ** : **125 mA**
 Actuator voltage (Vcc) : **28V (24 to 30V) / NEGATIVE COMMON**
 Terminals : **solder pins (250°C max. / 30 sec.)**
 Indicator rating : **1 W / 30 V / 100 mA**

MECHANICAL CHARACTERISTICS

Connectors : **SMA 2.9 female per MIL-C 39012**
 Life : **2.5 million cycles**
 Switching Time*** : **< 15 ms**
 Construction : **Splashproof**
 Weight : **< 100 g**

ENVIRONMENTAL CHARACTERISTICS

Operating temperature range : **-40°C to +85°C**
 Storage temperature range : **-55°C to +85°C**

(* Average power at 25°C per RF Path)

(** At 25° C ±10%)

(*** Nominal voltage ; 25° C)



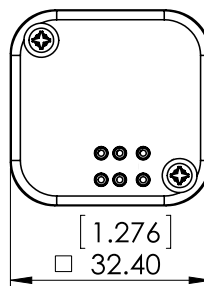
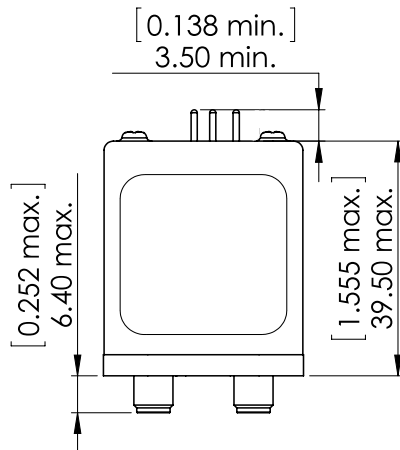
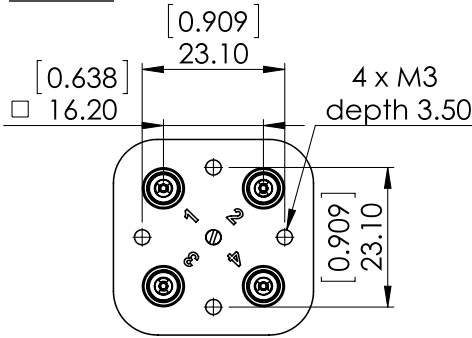
PAGE 2/2

ISSUE 26-01-17

SERIE : DPDT

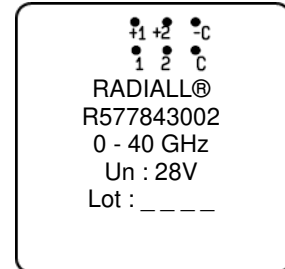
PART NUMBER : R577843002

DRAWING

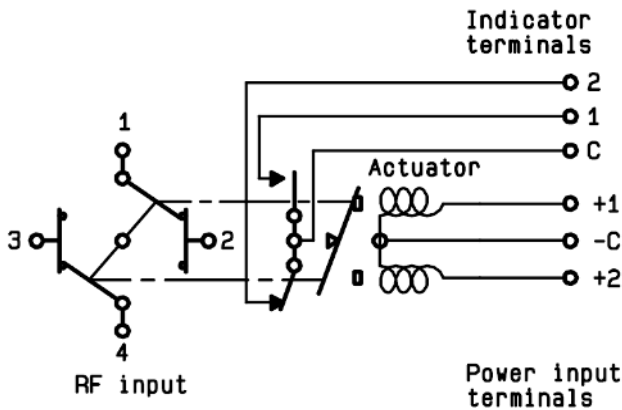


General tolerances : ±0,5 mm [0,02 in]

LABEL



SCHEMATIC DIAGRAM



Voltage	RF Continuity	Ind.
-C +1	1 ↔ 3 / 2 ↔ 4	C.1
-C +2	1 ↔ 2 / 3 ↔ 4	C.2