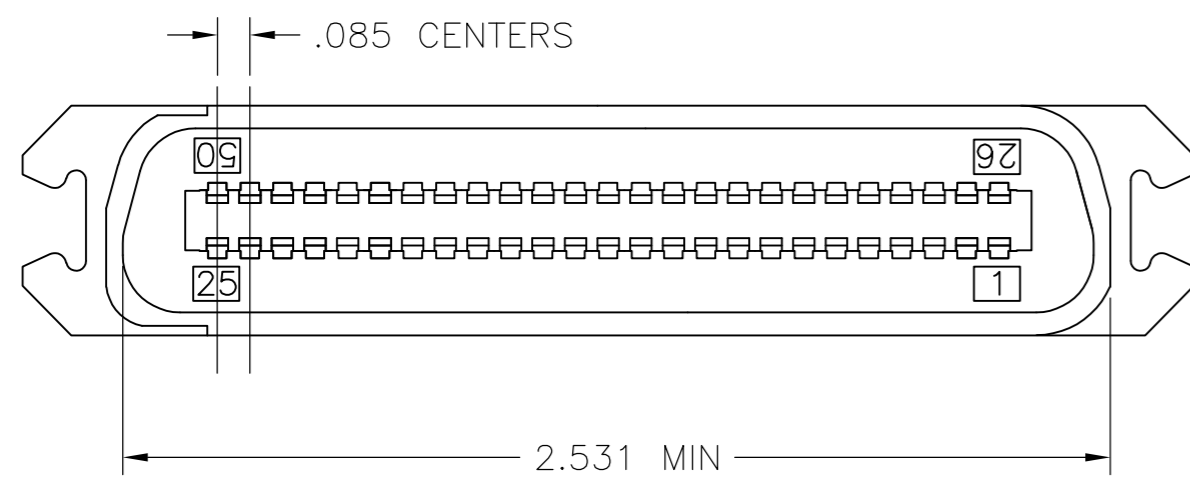
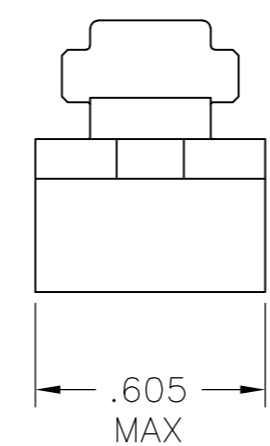
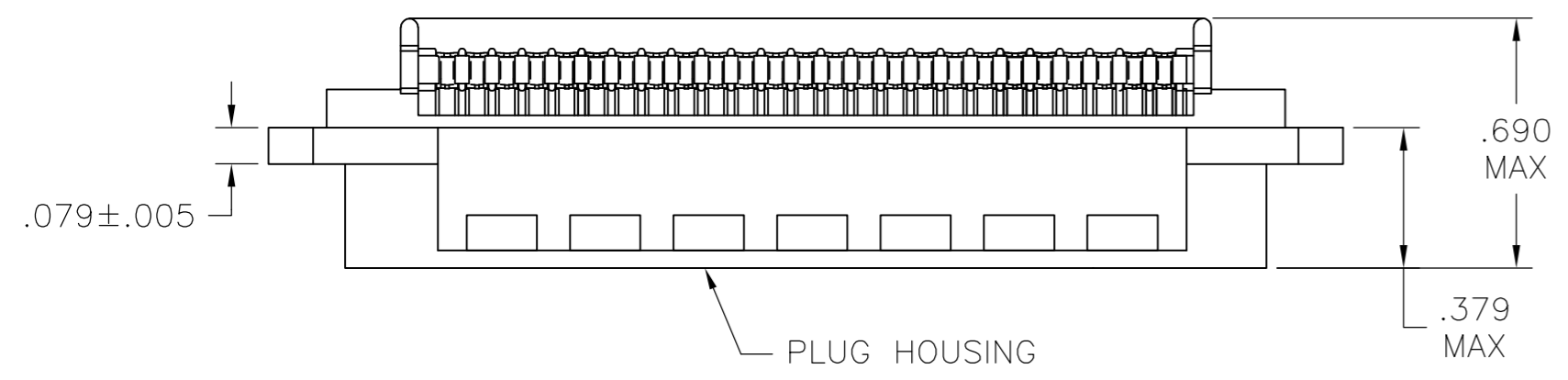
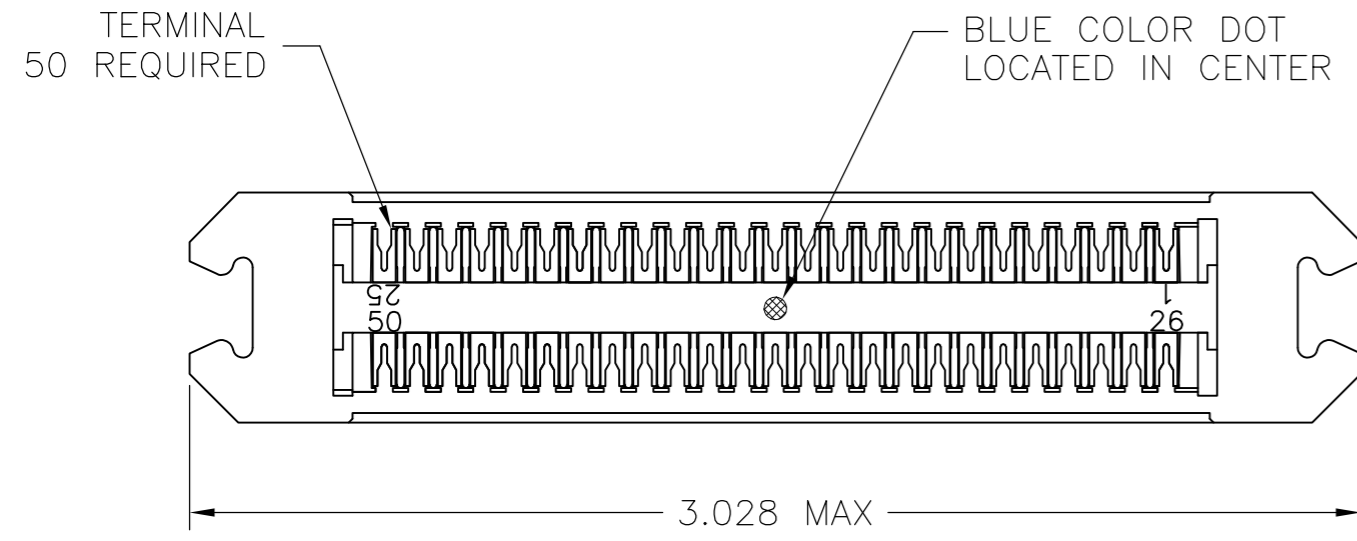


THIS DRAWING IS UNPUBLISHED. RELEASED FOR PUBLICATION
 © COPYRIGHT BY TYCO ELECTRONICS CORPORATION. ALL INTERNATIONAL RIGHTS RESERVED.

LOC		DIST		REVISIONS			
GP	00	P	LTR	DESCRIPTION	DATE	DWN	APVD
		F		REVISED PER ECO-08-007327	02OCT08	BM	WM

1. THE CONTACT SURFACES OF THE TERMINALS ARE COATED WITH LUBRICANT.
2. ALL DIMENSIONS ARE REFERENCE ONLY UNLESS OTHERWISE SPECIFIED.
- 3 MATERIAL:
 - HOUSING - POLYPHENYLENE OXIDE (BLACK)
 - TERMINALS - HIGH STRENGTH COPPER ALLOY PLATED WITH .000030 MIN GOLD OR GOLD FLASH OVER PALLADIUM NICKEL PLATE, .000030 MIN TOTAL ON MATING SURFACE. .000050 MIN NICKEL UNDERPLATE OVER ENTIRE TERMINAL.
4. WIRE SIZE: 24 & 26 AWG SOLID OR 24 AWG 7 STRANDS OF COPPER CONDUCTOR. MAX INSULATION DIA OF .045 IS ACCEPTABLE FOR MOST APPLICATIONS.



DEC GRAY	554340-2
BLACK	554340-1
COLOR	PART NUMBER

THIS DRAWING IS A CONTROLLED DOCUMENT.		DWN DL DRUMMOND 06-JUN-00	Tyco Electronics Corporation Harrisburg, PA 17105-3608	
DIMENSIONS: INCHES		CHK DL DRUMMOND 06-JUN-00		
TOLERANCES UNLESS OTHERWISE SPECIFIED:		APVD EW BEILES 06-JUN-00	NAME PLUG ASSEMBLY, SHIELD, 50 POSITION BAIL LOCK, B SLOT, CHAMP	
0 PLC ± -		PRODUCT SPEC	SIZE A2	
1 PLC ± -		APPLICATION SPEC	CAGE CODE 00779	DRAWING NO C=554340
2 PLC ± -		WEIGHT -	RESTRICTED TO -	
3 PLC ± -		CUSTOMER DRAWING	SCALE NTS	SHEET 1 of 1
4 PLC ± -				REV F
ANGLES ± -				
FINISH 3				