

Thin-Film RF/Microwave Filters

BP1206 Thin Film Band Pass Filter

BP1206A27G9ANTR



ITF TECHNOLOGY

The ITF LGA Filter is based on thin-film multilayer technology. The technology provides a miniature part with excellent high frequency performance and rugged construction for reliable automatic assembly.

The ITF Filter is offered in a variety of frequency bands compatible with various types of high frequency wireless systems.

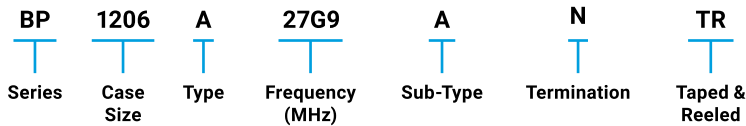
FEATURES

- Small size: 1206
- Band: 27.5 – 28.35 GHz
- Characteristic impedance: 50Ω
- Operating / Storage temp: -40°C ÷ 85°C
- Low profile
- RoHS compliant

APPLICATIONS

- 5G mmWave applications
- Base Stations
- Mobile communications
- Factory and Process automation
- Autonomous driving, in-car infotainment
- AR/VR, Multi- broadcasting
- Smart home

HOW TO ORDER



FINAL QUALITY INSPECTION

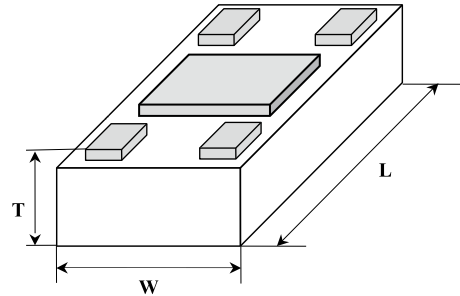
Finished parts are 100% tested for electrical parameters and visual/ mechanical characteristics. Each production lot is evaluated on a sample basis for:

- Static Humidity: 85°C, 85% RH, 160 hours
- Endurance : 125°C, IR, 4 hours

TERMINATION

Nickel/ Lead free Solder coating (Sn100) compatible with automatic soldering technologies: reflow, wave soldering, vapor phase and manual.

DIMENSIONS (BOTTOM VIEW)

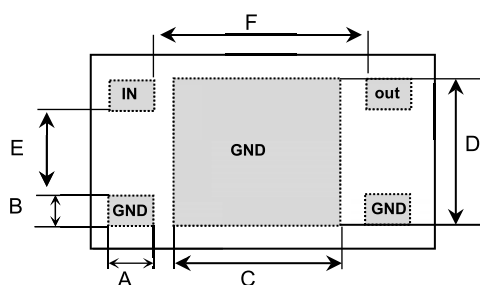


mm (inches)

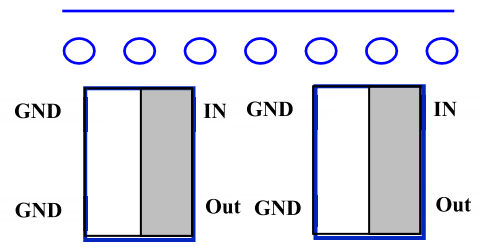
L	3.1±0.1
W	1.60±0.1
T	0.45±0.1
A	0.32±0.1

B	0.21±0.1
C	1.92±0.1
D	1.36±0.1
E	0.945±0.1
F	2.225±0.1

TERMINALS (TOP VIEW)



ORIENTATION IN TAPE ((TOP VIEW)



The Important Information/Disclaimer is incorporated in the catalog where these specifications came from or available online at www.kyocera-avx.com/disclaimer/ by reference and should be reviewed in full before placing any order.

TDS-RFM-0084 | Rev 1

– RF MICROWAVE PRODUCTS –

Thin-Film RF/Microwave Filters

BP1206 Thin Film Band Pass Filter

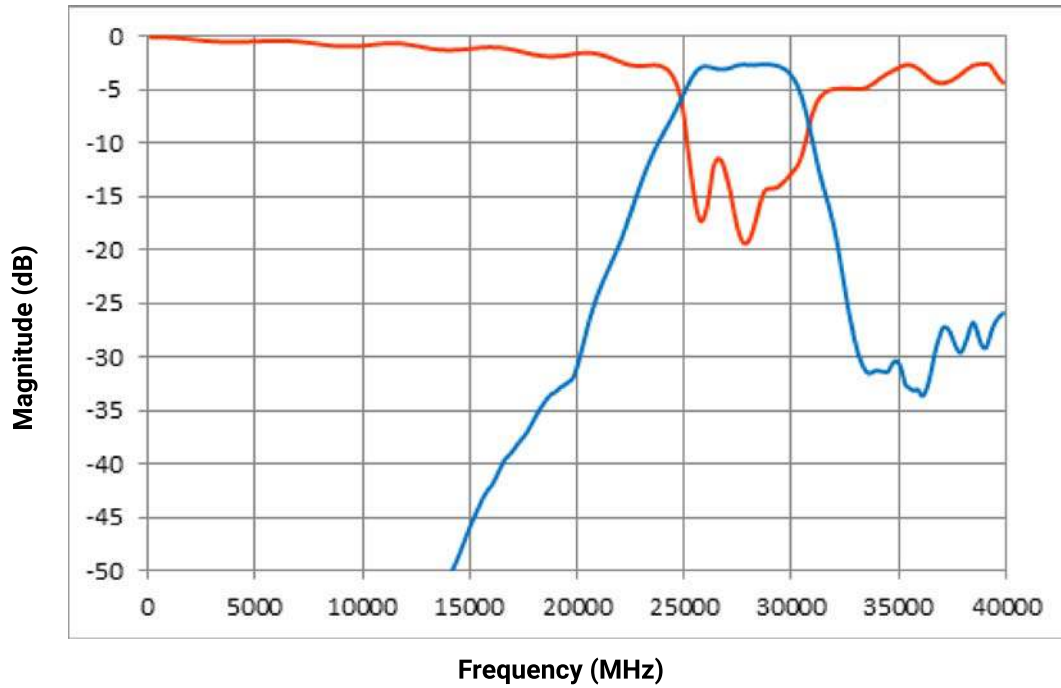
BP1206A27G9ANTR



ELECTRICAL CHARACTERISTICS

Description	Value
Center frequency	27.925 GHz
Impedance	50 ohm
I. loss 27.5- 28.35 GHz	-2.5 dB
In-band return loss	-12 dB
Rejection in DC-20 GHz	-30 dB
Rejection in [35-40] GHz	-25 dB
Power handling (CW)	8 Watt
Operating temperature range	-40/+85 °C
Package	LGA, standard 1206 size

TYPICAL ELECTRICAL PERFORMANCE



Thin-Film RF/Microwave Filters

BP1206 Thin Film Band Pass Filter

BP1206A28G0ANTR



ITF TECHNOLOGY

The ITF LGA Filter is based on thin-film multilayer technology. The technology provides a miniature part with excellent high frequency performance and rugged construction for reliable automatic assembly.

The ITF Filter is offered in a variety of frequency bands compatible with various types of high frequency wireless systems.

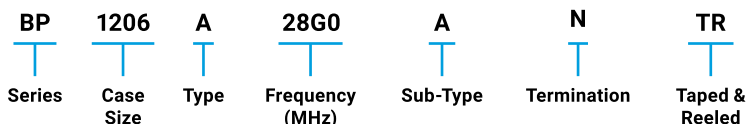
FEATURES

- Small size: 1206
- Band: 27.5 – 28.35 GHz
- Characteristic impedance: 50Ω
- Operating / Storage temp: -40°C ÷ 85°C
- Low profile
- RoHS compliant

APPLICATIONS

- 5G mmWave applications
- Base Stations
- Mobile communications
- Factory and Process automation
- Autonomous driving, in-car infotainment
- AR/VR, Multi- broadcasting
- Smart home

HOW TO ORDER



FINAL QUALITY INSPECTION

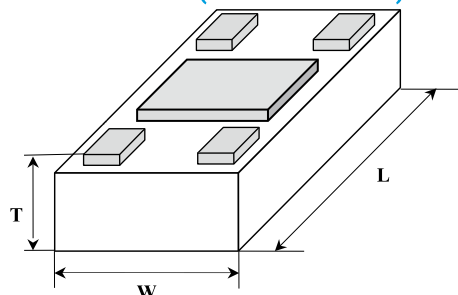
Finished parts are 100% tested for electrical parameters and visual/ mechanical characteristics. Each production lot is evaluated on a sample basis for:

- Static Humidity: 85°C, 85% RH, 160 hours
- Endurance : 125°C, IR, 4 hours

TERMINATION

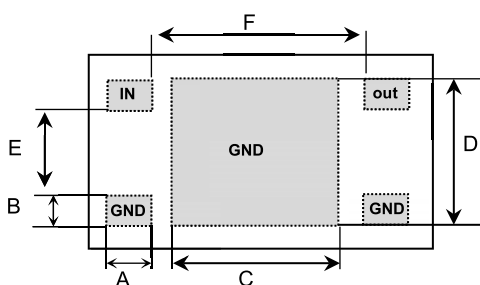
Nickel/ Lead free Solder coating (Sn100) compatible with automatic soldering technologies: reflow, wave soldering, vapor phase and manual.

DIMENSIONS (BOTTOM VIEW)

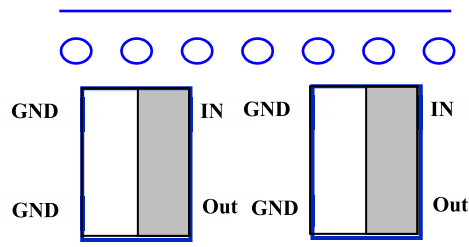


mm (inches)		B	0.21±0.1
L	3.1±0.1	C	1.92±0.1
W	1.60±0.1	D	1.36±0.1
T	0.45±0.1	E	0.945±0.1
A	0.32±0.1	F	2.225±0.1

TERMINALS (TOP VIEW)



ORIENTATION IN TAPE ((TOP VIEW)



ELECTRICAL CHARACTERISTICS

Description	Value
Center frequency	28.0 GHz
Impedance	50 ohm
I. loss 27.5- 28.35 GHz	-2.5 dB
In-band return loss	-15 dB
Rejection in DC-20 GHz	-30 dB
Rejection in [35-40] GHz	-25 dB
Power handling (CW)	8 Watt
Operating temperature range	-40/+85 °C
Package	LGA, standard 1206 size

TYPICAL ELECTRICAL PERFORMANCE

