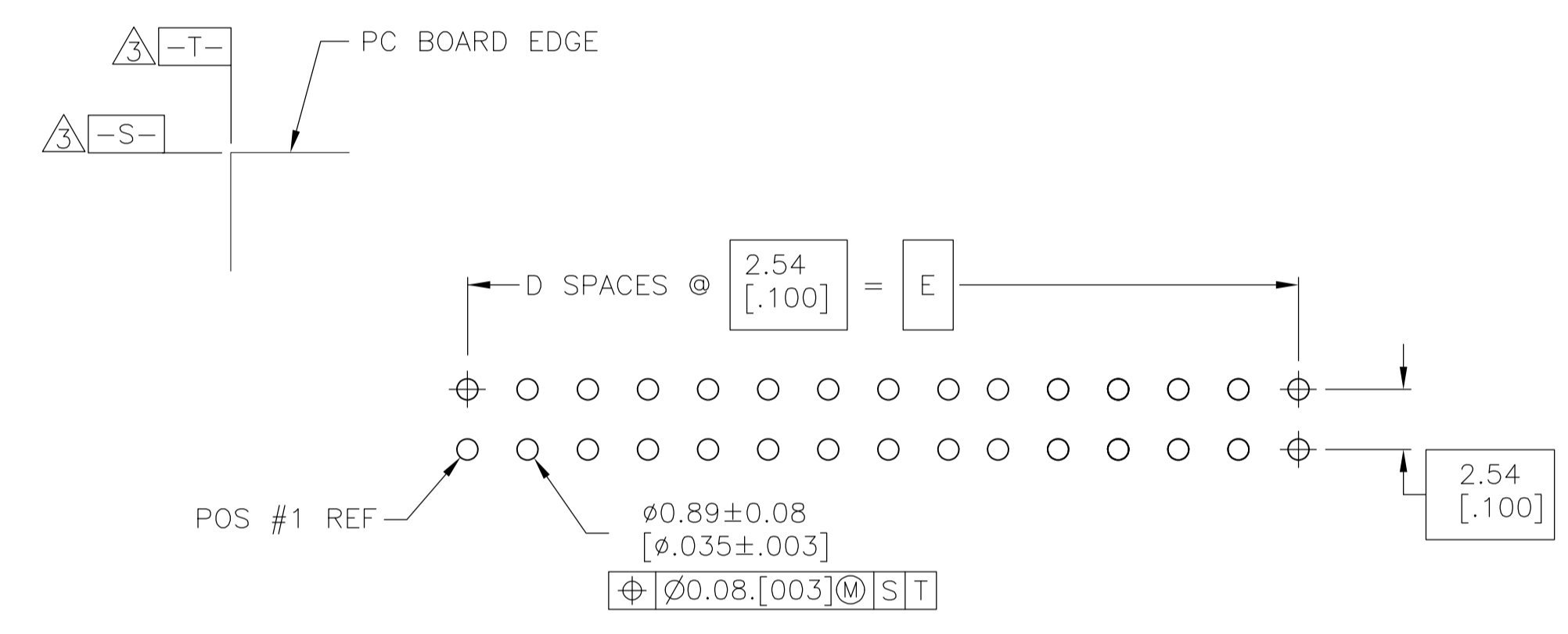
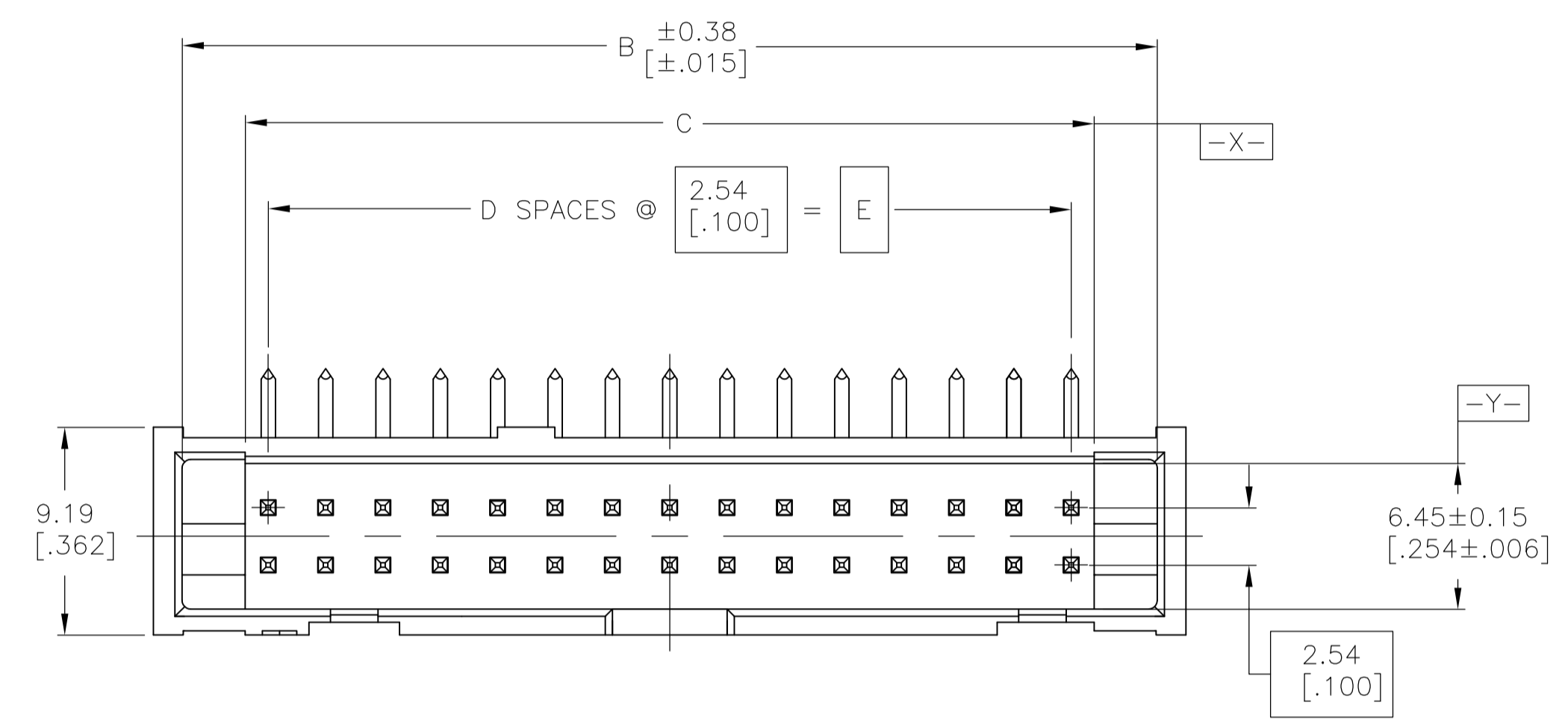
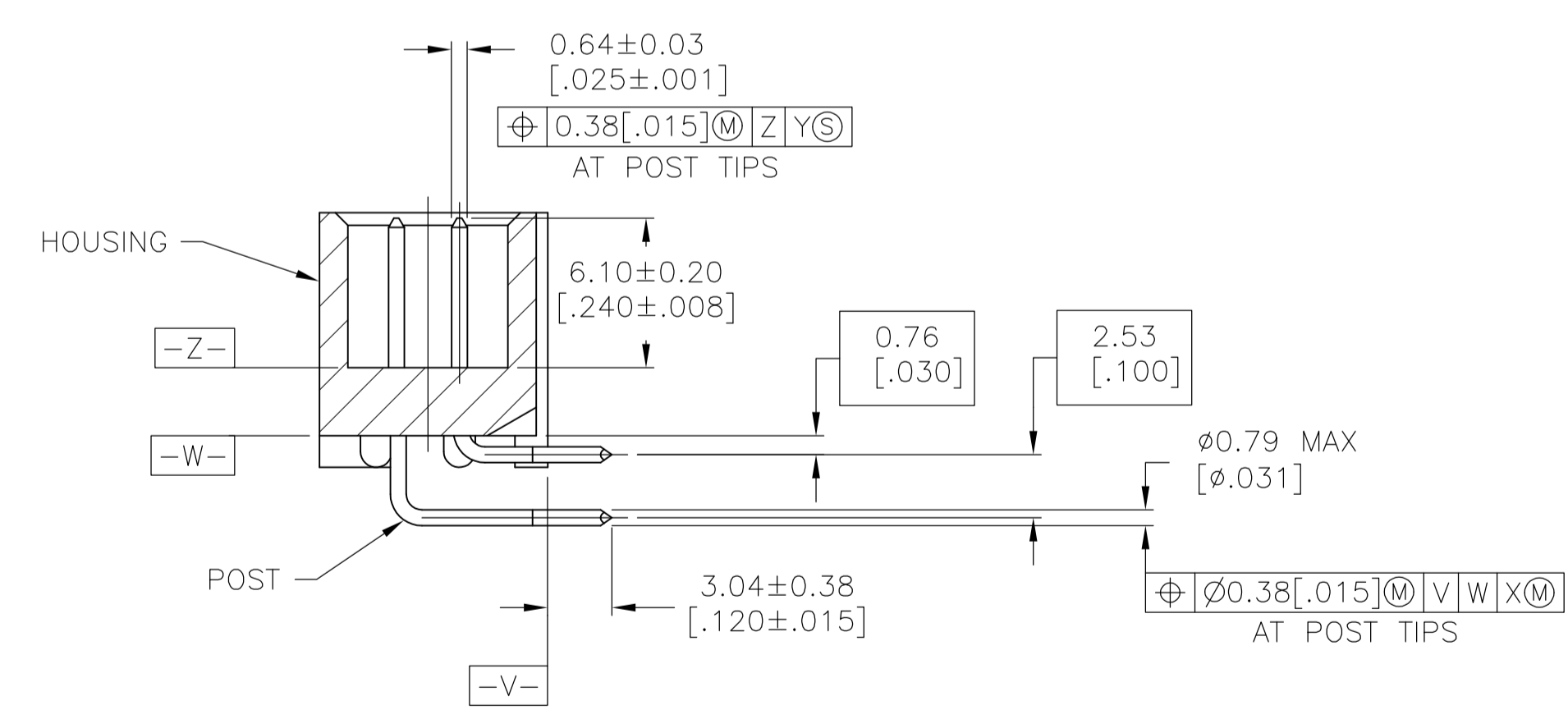
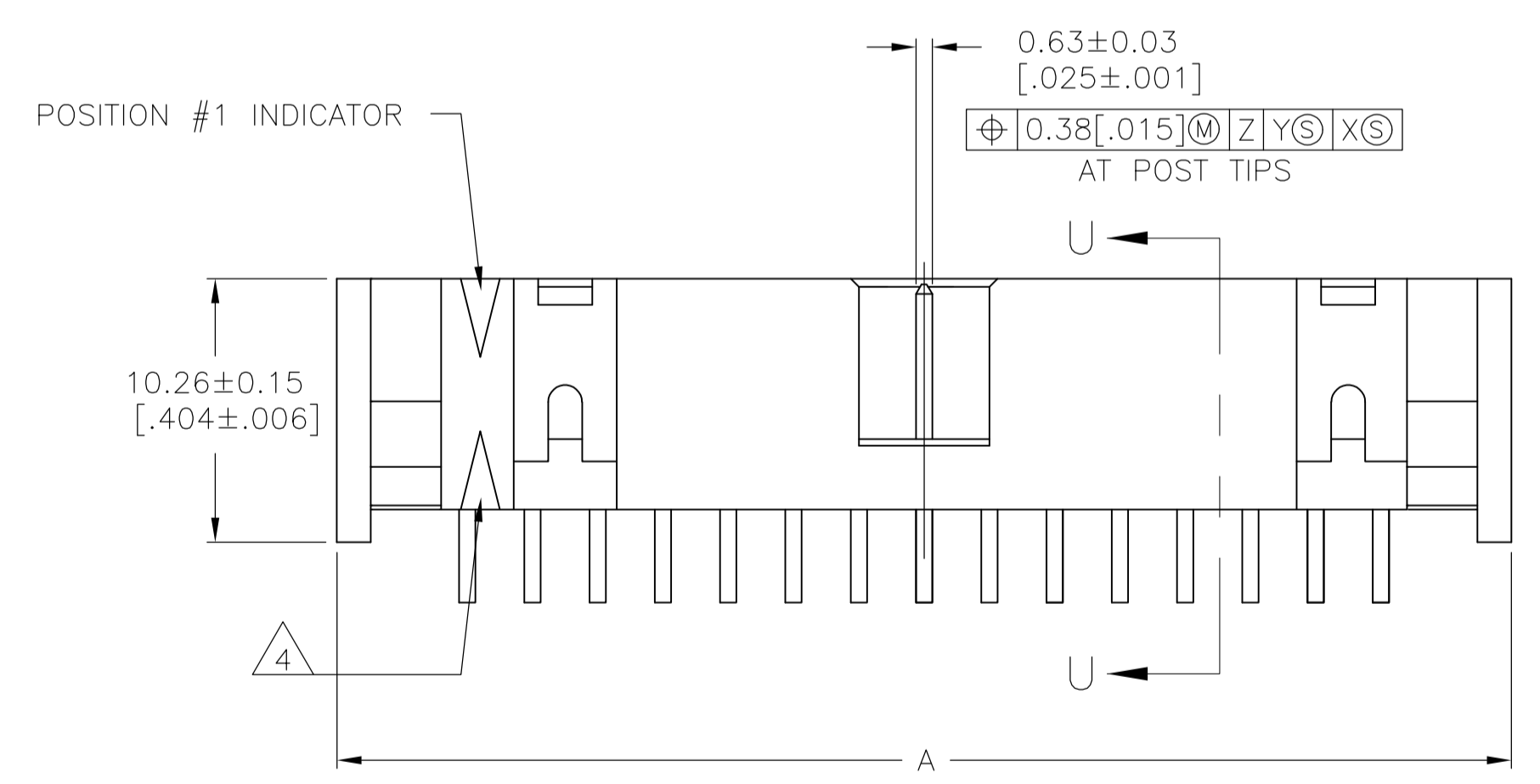


LOC		DIST		REVISIONS			
GP	00	REV	DATE	BY	CHK	APPV	
C		REVISED PER ECO-09-002944	20MAR2009	CR	SB		

- ① HOUSING: PCT, UL94V-0, COLOR: BLACK  
POSTS: PHOSPHOR BRONZE.
- ② GOLD FLASH OVER  
PALLADIUM-NICKEL PLATE, 0.00076 [.000030] MIN TOTAL ON MATING AREA,  
0.00254 [.000100] MIN TIN PLATE ON SOLDER END, ALL OVER  
0.00127 [.000050] MIN NICKEL UNDERPLATE ON ENTIRE POST.  
OR  
0.00076 [.000030] MIN GOLD PLATE ON MATING AREA,  
0.00254 [.000100] MIN TIN PLATE ON SOLDER END, ALL OVER  
0.00127 [.000050] MIN NICKEL UNDERPLATE ON ENTIRE POST.
- ③ DATUMS S & T TO BE ESTABLISHED BY CUSTOMER.
- ④ ALTERNATE LOCATION/ORIENTATION FOR POSITION #1 INDICATOR.



RECOMMENDED PC BOARD LAYOUT  
(VIEWED FROM CONNECTOR SIDE)



SECTION U-U

35.56 [1.400]	14	37.59 [1.480]	43.08 [1.696]	45.72 [1.800]	30	1888871-1
E	D	C	B	A	NO OF POS	PART NUMBER

THIS DRAWING IS A CONTROLLED DOCUMENT.

DIMENSIONS: mm [INCHES]	TOLERANCES UNLESS OTHERWISE SPECIFIED:	DIN 9137 MCMAS <sup>TM</sup> 30JAN07	APVD S. BOLASH 30JAN07	NAME Tyco Electronics Corporation Harrisburg, PA 17105-3608		
0 PLC ± -	1 PLC ± -	2 PLC ± -	3 PLC ± 0.13[.005]	4 PLC ± -		
ANGLES ± -						
MATERIAL	FINISH	WEIGHT	SIZE	CAGE CODE	DRAWING NO	RESTRICTED TO
			A1	00779	1888871	
CUSTOMER DRAWING			SCALE	SHEET	REV	
			4:1	1 OF 1		