

5-147381-2 ✓ ACTIVE

AMPMODU | AMPMODU 50/50 Grid

TE Internal #: 5-147381-2

PCB Mount Header, Vertical, Board-to-Board, 20 Position, 1.27 mm
[.05 in] Centerline, Fully Shrouded, Gold, Surface Mount, Black,
AMPMODU 50/50 Grid

[View on TE.com >](#)



Connectors > PCB Connectors > PCB Headers & Receptacles



PCB Connector Assembly Type: **PCB Mount Header**

PCB Mount Orientation: **Vertical**

Connector System: **Board-to-Board**

Number of Positions: **20**

Number of Rows: **2**

Features

Product Type Features

PCB Connector Assembly Type	PCB Mount Header
Connector System	Board-to-Board
Header Type	Fully Shrouded
Sealable	No
Connector & Contact Terminates To	Printed Circuit Board

Configuration Features

Connector Contact Load Condition	Selectively Loaded
PCB Mount Orientation	Vertical
Number of Positions	20
Number of Rows	2
Board-to-Board Configuration	Parallel

Electrical Characteristics

Operating Voltage	30 VAC
-------------------	--------

Body Features

PCB Retention Feature Material	Copper Alloy
PCB Retention Feature Plating Material	Tin over Nickel
Primary Product Color	Black

Contact Features



	150 µin
Mating Pin Diameter	.46 mm[.018 in]
Contact Shape & Form	Round
Contact Underplating Material	Nickel
PCB Contact Termination Area Plating Material	Tin-Lead
Contact Base Material	Phosphor Bronze
Contact Mating Area Plating Material	Gold
Contact Type	Pin
Contact Current Rating (Max)	.5 A

Termination Features

Round Termination Post & Tail Diameter	.46 mm[.018 in]
	.03 in
Termination Method to Printed Circuit Board	Surface Mount

Mechanical Attachment

PCB Mount Retention Type	Hold-Down Post
Mating Alignment	With
Mating Alignment Type	Keyed
PCB Mount Retention	With

Housing Features

Centerline (Pitch)	1.27 mm[.05 in]
Housing Material	LCP (Liquid Crystal Polymer)

Dimensions

Row-to-Row Spacing	1.27 mm[.05 in]
Stack Height	6.35 mm[.25 in]

Usage Conditions

Operating Temperature Range	-65 – 105 °C
-----------------------------	--------------

Operation/Application

Assembly Process Feature	Vacuum Cover
--------------------------	--------------

Industry Standards

Approved Standards	CSA LR7189, UL E28476
UL Flammability Rating	UL 94V-0

Packaging Features



Packaging Quantity	250
Packaging Type	Tape & Reel

Product Compliance

[For compliance documentation, visit the product page on TE.com>](#)

EU RoHS Directive 2011/65/EU	Compliant
EU ELV Directive 2000/53/EC	Compliant
China RoHS 2 Directive MIIT Order No 32, 2016	No Restricted Materials Above Threshold
EU REACH Regulation (EC) No. 1907/2006	Current ECHA Candidate List: JUNE 2023 (235) Candidate List Declared Against: JUNE 2023 (235) Does not contain REACH SVHC
Halogen Content	Low Halogen - Br, Cl, F, I < 900 ppm per homogenous material. Also BFR/CFR/PVC Free
Solder Process Capability	Reflow solder capable to 260°C

Product Compliance Disclaimer

This information is provided based on reasonable inquiry of our suppliers and represents our current actual knowledge based on the information they provided. This information is subject to change. The part numbers that TE has identified as EU RoHS compliant have a maximum concentration of 0.1% by weight in homogenous materials for lead, hexavalent chromium, mercury, PBB, PBDE, DBP, BBP, DEHP, DIBP, and 0.01% for cadmium, or qualify for an exemption to these limits as defined in the Annexes of Directive 2011/65/EU (RoHS2). Finished electrical and electronic equipment products will be CE marked as required by Directive 2011/65/EU. Components may not be CE marked. Additionally, the part numbers that TE has identified as EU ELV compliant have a maximum concentration of 0.1% by weight in homogenous materials for lead, hexavalent chromium, and mercury, and 0.01% for cadmium, or qualify for an exemption to these limits as defined in the Annexes of Directive 2000/53/EC (ELV). Regarding the REACH Regulation, the information TE provides on SVHC in articles for this part number is based on the latest European Chemicals Agency (ECHA) 'Guidance on requirements for substances in articles' posted at this URL: <https://echa.europa.eu/guidance-documents/guidance-on-reach>


Compatible Parts



Also in the Series | **AMPMODU 50/50 Grid**



Insertion & Extraction Tools(1)



PCB Connector Covers(9)




PCB Headers & Receptacles(302)




Ribbon Cable Connectors(34)


Customers Also Bought



TE Part #292132-9
CT P/HDR BOX V 9P NAT



TE Part #5103311-3
A/L LOW PRO HDR 16P RA BLACK



TE Part #5103311-2
A/L LOW PRO HDR 14P RA BLACK



TE Part #2-1761605-6
IDC LOW PRO HDR 16P RA BLUE



TE Part #6651214-1
286-0022-12100=CONN,SKT,
CRNEDGE



TE Part #825433-7
MOD 2 PINHDR 1X7 P.



TE Part #2176337-3
CRGCO 0402 15R 1%



TE Part #2176388-1
RQ 1206 10R 0.1% 10PPM 5K RL



TE Part #8-1879354-5
RR03 5% 1K0 AMMO

Documents

Product Drawings

20 50/50 HDR SMT.250 W/HD SN

English

CAD Files

3D PDF

3D

Customer View Model

ENG_CVM_CVM_5-147381-2_D.2d_dxf.zip



English

Customer View Model

[ENG_CVM_CVM_5-147381-2_D.3d_igs.zip](#)

English

Customer View Model

[ENG_CVM_CVM_5-147381-2_D.3d_stp.zip](#)

English

By downloading the CAD file I accept and agree to the [Terms and Conditions](#) of use.

Datasheets & Catalog Pages

[AMPMODU_INTERCONNECTION_SYSTEM_SECTION1AND2](#)

English

[Ribbon Cable Interconnect Solutions](#)

English

[Fine Pitch Stacking Connectors - 1.27mm AMPMODU 50/50 Grid Connectors](#)

English

Product Specifications

[Application Specification](#)

English

Product Environmental Compliance

[TE Material Declaration](#)

English

[MD_5-147381-2_11192018838_dmtec](#)

English

[MD_5-147381-2_11192018838_dmtec](#)

English

Agency Approvals

[UL Report](#)

English