

MATERIAL NUMBER	# OF COLUMNS	# OF DIFF PAIR	DIM "A" MAX	DIM "B"	PTH $\varnothing$
76500-*8**	8	32	22.80	13.30	0.46±0.05
76500-*1**	10	40	26.60	17.10	0.46±0.05
76500-*6**	16	64	38.00	28.50	0.46±0.05
76500-*8**	8	32	22.80	13.30	0.39±0.05
76500-*1**	10	40	26.60	17.10	0.39±0.05
76500-*6**	16	64	38.00	28.50	0.39±0.05

**76500-\*\*\*\***

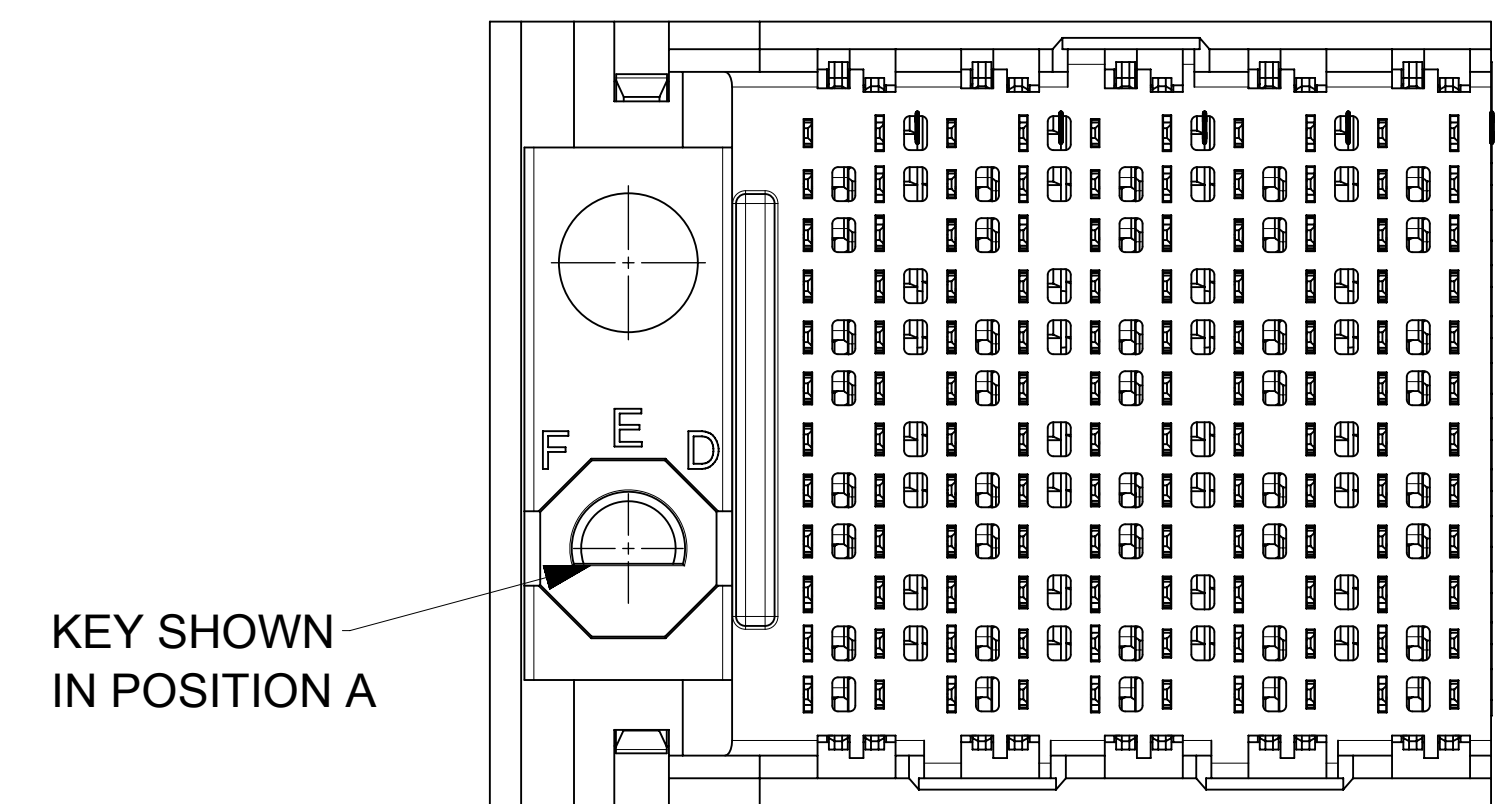
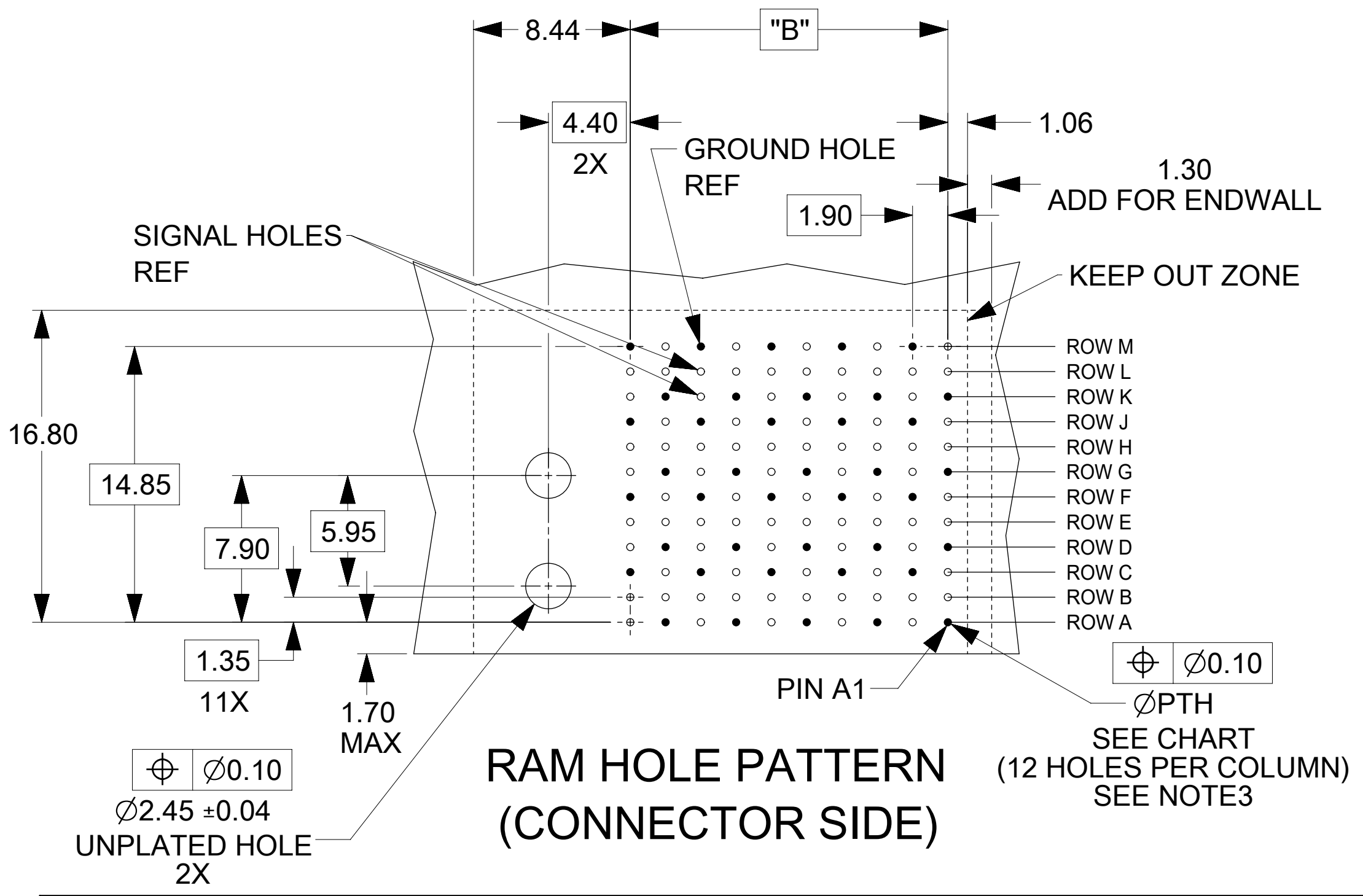
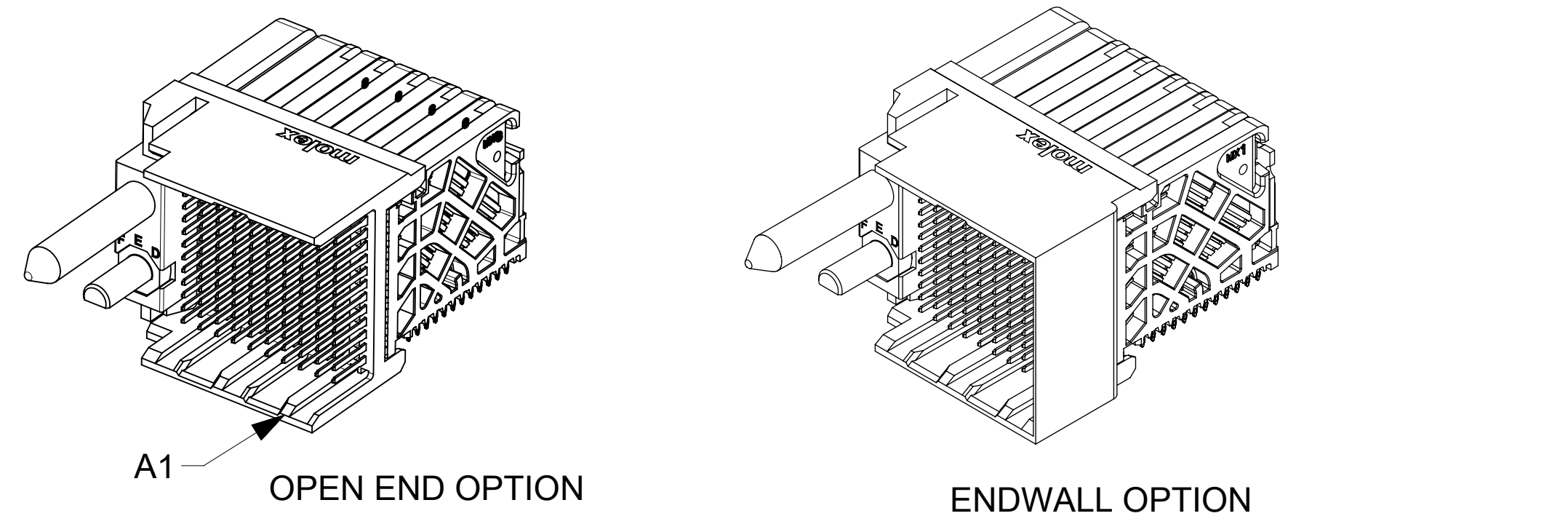
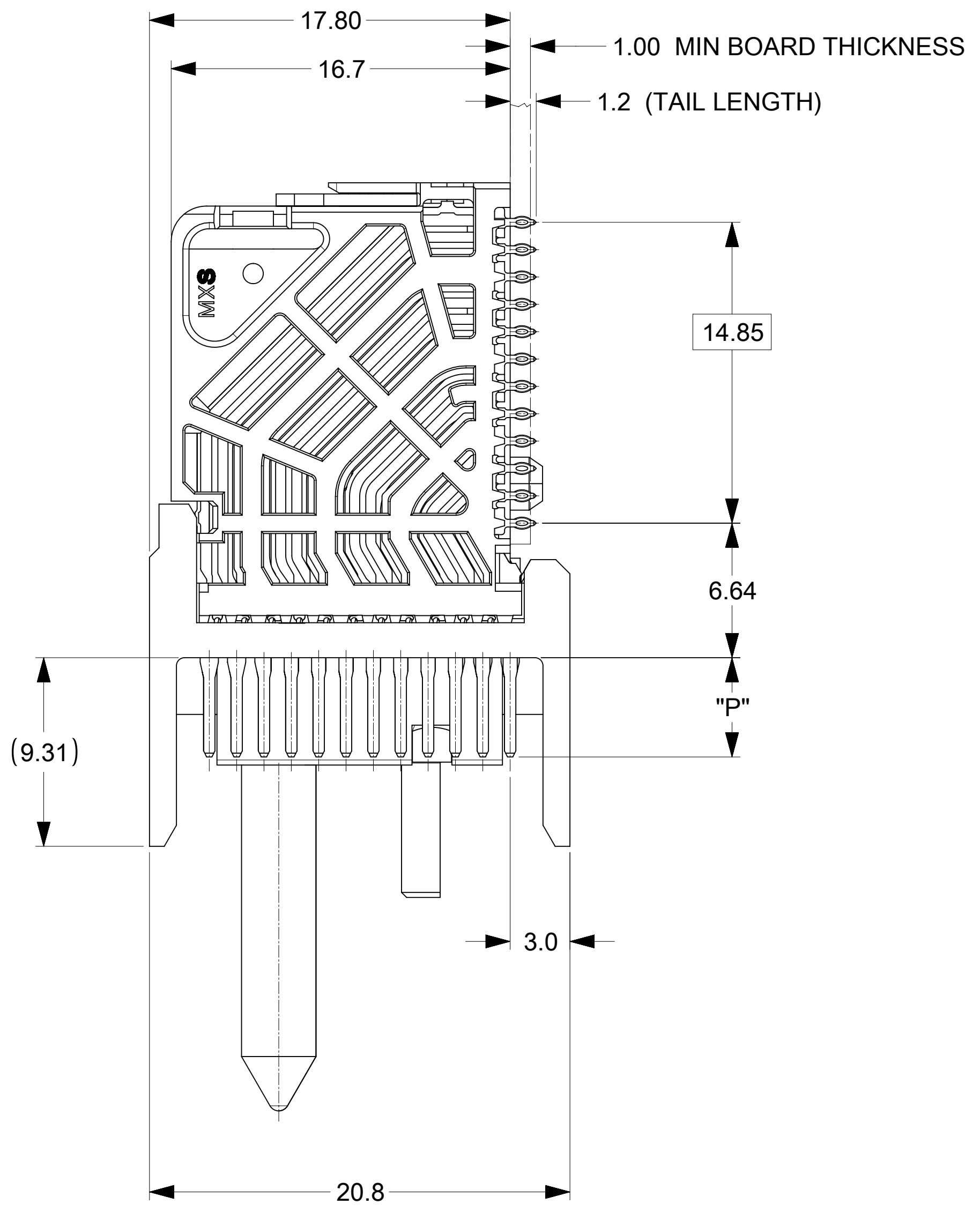
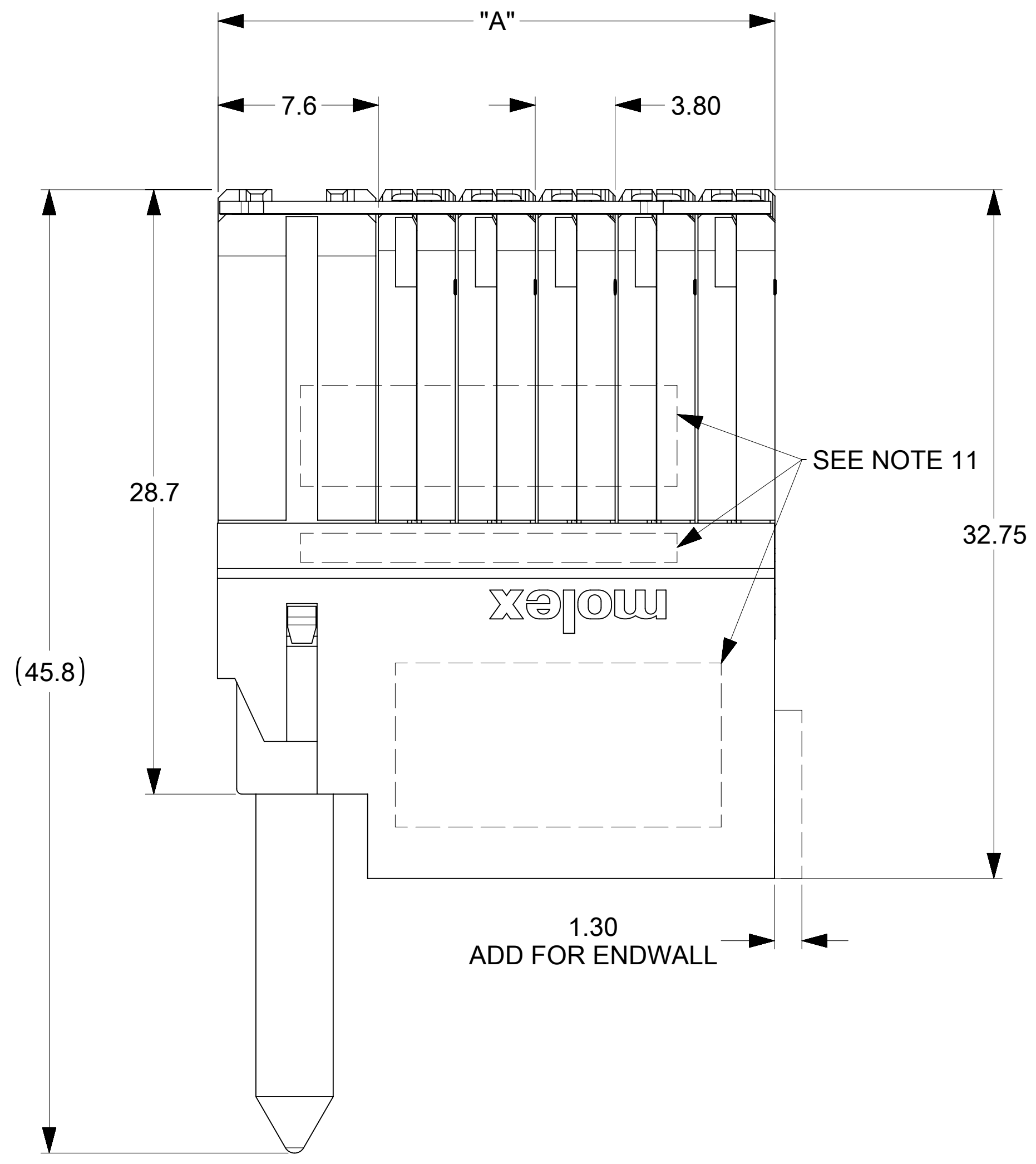
MODULE TYPE  
 3 = LEFT GUIDED, LEAD-FREE  
 7 = LEFT GUIDED, LEAD-FREE W/ ENDWALL

PIN LENGTH (P)  
 4 = 4.90 (0.46 PTH)  
 5 = 5.50 (0.46 PTH)  
 7 = 4.90 (0.39 PTH)  
 8 = 5.50 (0.39 PTH)

# OF COLUMNS  
 1 = 10 COLUMNS  
 6 = 16 COLUMNS  
 8 = 8 COLUMNS

KEY ORIENTATION  
 0 = NO KEY  
 1 = A 5 = E  
 2 = B 6 = F  
 3 = C 7 = G  
 4 = D 8 = H

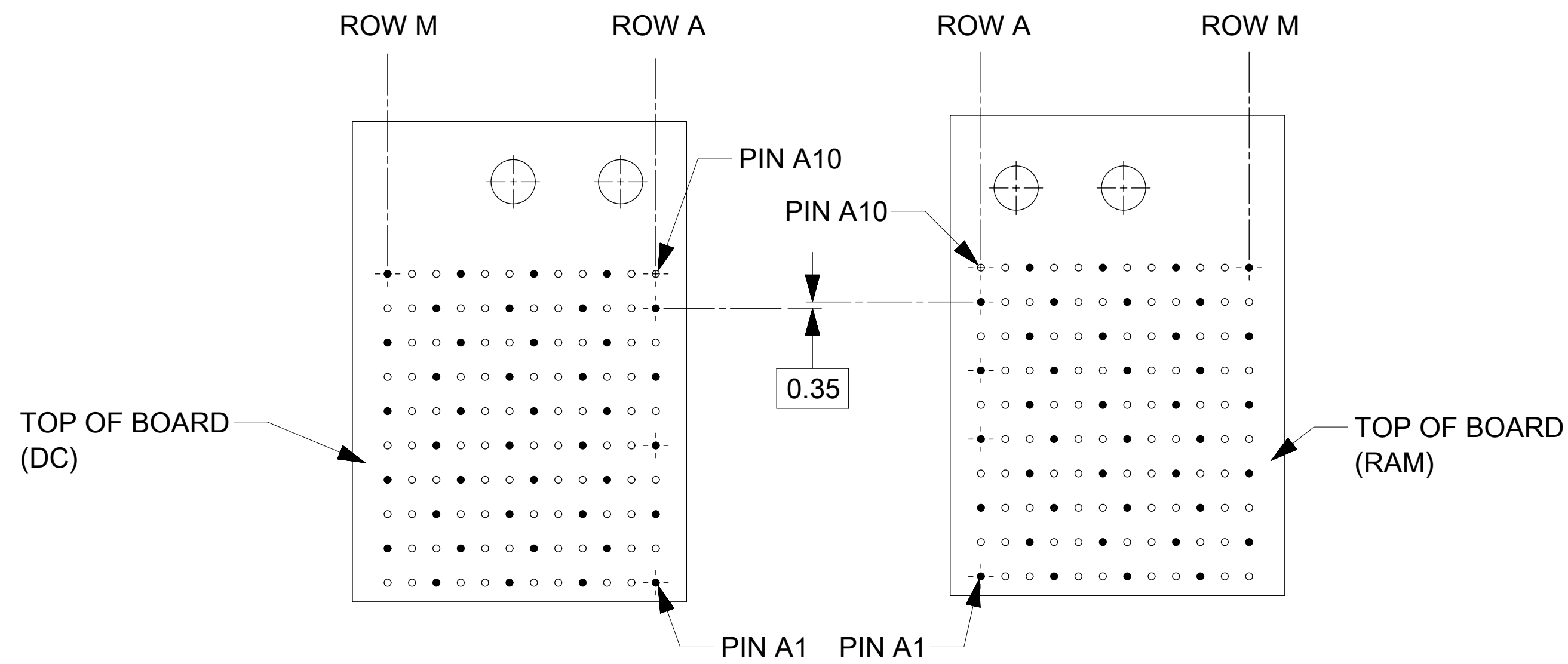
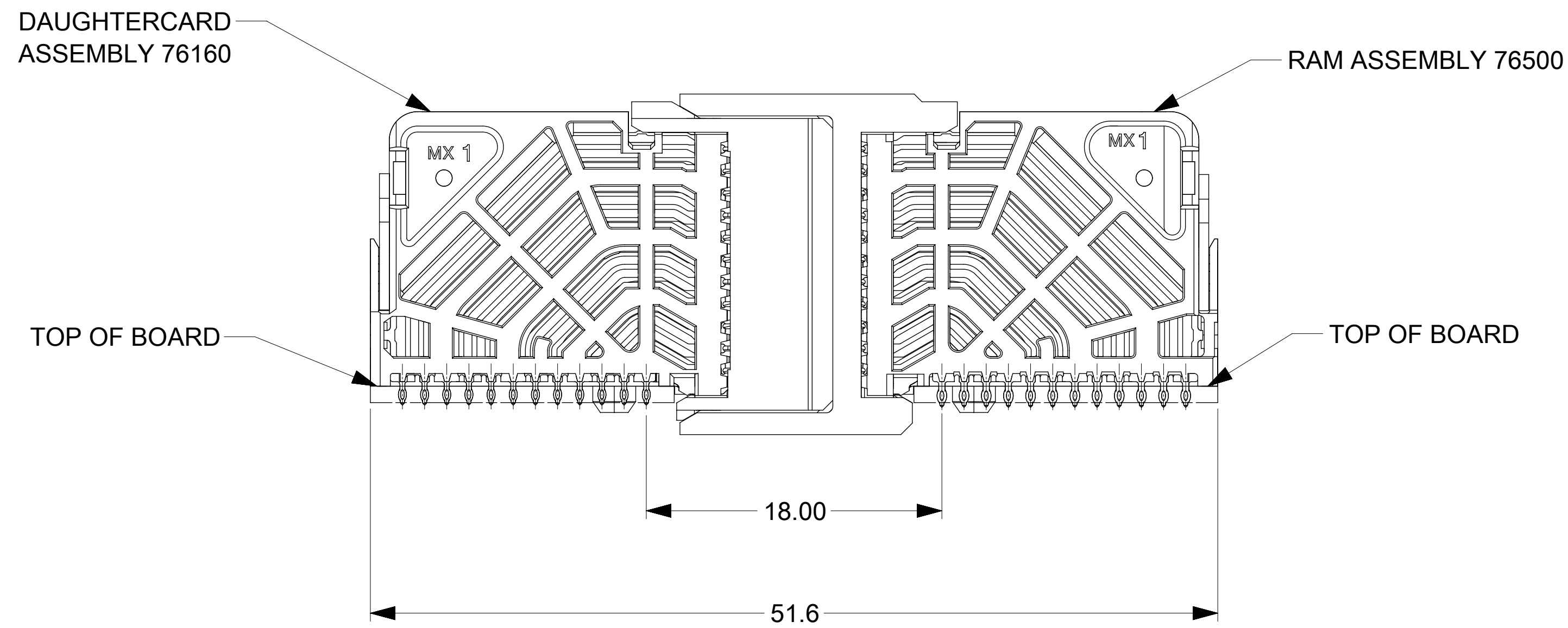
- NOTES:
- MATERIALS: HOUSING - LIQUID CRYSTAL POLYMER (LCP), GLASS-FILLED, UL94V-0  
 TERMINALS - HIGH PERFORMANCE COPPER ALLOY
  - FINISH: 30 $\mu$ m SELECTIVE GOLD IN CONTACT AREA, SELECTIVE TIN ON PCB TAILS, NICKEL OVERALL.
  - REFER TO MOLEX PRODUCT SPECIFICATION PS-76060-999 FOR PERFORMANCE SPECIFICATIONS AND ADDITIONAL PCB INFORMATION.
  - EACH SIGNAL WAFER CONTAINS 2 COLUMNS OF TERMINALS.
  - PRODUCT IS PACKAGED PER PK-70873-041.
  - THIS PART CONFORMS TO CLASS B REQUIREMENTS OF COSMETIC SPEC PS-45499-002.
  - REFER TO MOLEX SALES DRAWING SD-76160-004 FOR THE MATING RECEPTACLES.
  - REFER TO MOLEX PCB ROUTING GUIDE AS-76060-990 FOR ANTIPAD AND ROUTING RECOMMENDATIONS.
  - WHEN USING MOLEX SUPPLIED #2-32 SCREW 73726-0000 (9.50mm  $\pm$ 0.38 THREADABLE SCREW LENGTH), THE MAXIMUM BOARD THICKNESS IS 4.4mm.
  - GUIDE LEFT RAM MATES TO GUIDE RIGHT DAUGHTERCARD.



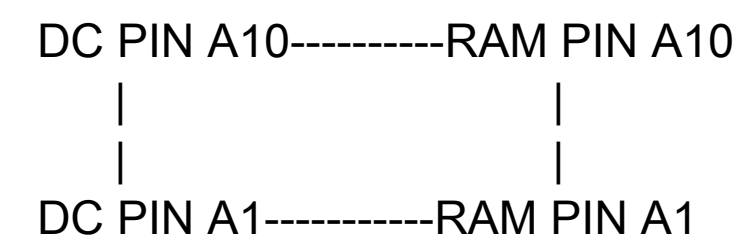
THIS DRAWING CONTAINS INFORMATION THAT IS PROPRIETARY TO MOLEX ELECTRONIC TECHNOLOGIES, LLC AND SHOULD NOT BE USED WITHOUT WRITTEN PERMISSION

DIMENSION UNITS: mm	SCALE: NTS	CURRENT REV DESC: REMASTERED TO NX	<b>molex</b>		
GENERAL TOLERANCES (UNLESS SPECIFIED)					
ANGULAR TOL $\pm$ 0.5°		EC NO: 705090	IMPACT 4 PAIR RAM		
4 PLACES $\pm$		DRWN: DYARAS 2021/12/08	GUIDE LEFT SIGNAL MODULE SALES DWG		
3 PLACES $\pm$		CHK'D: YOGEEB 2022/02/17	PRODUCT CUSTOMER DRAWING		
2 PLACES $\pm$ 0.13		APPR: LZENG 2022/05/13	DOCUMENT NUMBER		
1 PLACE $\pm$ 0.25		INITIAL REVISION:	DOC TYPE		
0 PLACES $\pm$		DRWN: JQUILES 2009/01/12	DOC PART		
		APPR: JLAURX 2009/01/13	REVISION		
DRAFT WHERE APPLICABLE MUST REMAIN WITHIN DIMENSIONS	THIRD ANGLE PROJECTION	DRAWING: D-SIZE	SERIES: 76500	MATERIAL NUMBER: SEE TABLE	CUSTOMER: GENERAL MARKET
					SHEET NUMBER: 1 OF 2

### COPLANAR APPLICATION



### COPLANAR MATED SIGNAL PATHS



THIS DRAWING CONTAINS INFORMATION THAT IS PROPRIETARY TO MOLEX ELECTRONIC TECHNOLOGIES, LLC AND SHOULD NOT BE USED WITHOUT WRITTEN PERMISSION									
DIMENSION UNITS	SCALE	CURRENT REV DESC: REMASTERED TO NX							
mm	NTS	<p>IMPACT 4 PAIR RAM GUIDE LEFT SIGNAL MODULE SALES DWG</p> <p>PRODUCT CUSTOMER DRAWING</p>							
GENERAL TOLERANCES (UNLESS SPECIFIED)									
ANGULAR TOL	± 0.5°								
4 PLACES	±								
3 PLACES	±								
2 PLACES	± 0.13								
1 PLACE	± 0.25	EC NO: 705090	2021/12/08		DOCUMENT NUMBER: <b>SD-76500-002</b>   DOC TYPE: PSD   DOC PART: 001   REVISION: F4				
0 PLACES	±	DRWN: DYARAS	2022/02/17						
DRAFT WHERE APPLICABLE MUST REMAIN WITHIN DIMENSIONS		CHK'D: YOGEEB	2022/05/13						
THIRD ANGLE PROJECTION		APPR: LZENG	2022/05/13		INITIAL REVISION:		SERIES: 76500		
DRAWING		DRWN: JQUILES	2009/01/12		MATERIAL NUMBER		CUSTOMER		
D-SIZE		APPR: JLAURX	2009/01/13		SEE TABLE		GENERAL MARKET		
SHEET NUMBER		2 OF 2							