

SHIELDED POWER INDUCTOR

ASPI-1207S-xxx



12.0 x 12.0 x 8.0 mm



RoHS
Compliant

FEATURES:

- High saturation
- Magnetic shielding
- Very small footprint
- Flat-top for pick and place
- Low resistance to keep power loss minimum

APPLICATIONS:

- Palm-top and laptop
- LCD TV
- Power line DC to DC converters used in hard drive, notebook computer

ELECTRICAL SPECIFICATIONS:

PARAMETERS

ABRACON P/N	ASPI-1207S-xxx
Operating Temperature	-40°C to +125°C (including self-generated heat)
Storage Temperature	-40°C to +125°C

Part Number	L (μ H)	Tolerance %	Test Conditions Hz, V	R _{DC}	I _{DC}
				(Ω)Max	(A)Max
1R0	1.0	M	100k, 0.25V	0.007	10.00
1R2	1.2	N	100k, 0.25V	0.007	9.80
1R8	1.8	M	100k, 0.25V	0.011	8.50
2R2	2.2	M	100k, 0.25V	0.010	8.50
2R4	2.4	M	100k, 0.25V	0.012	8.00
2R7	2.7	M	100k, 0.25V	0.012	8.00
3R3	3.3	M	100k, 0.25V	0.013	7.80
3R5	3.5	M	100k, 0.25V	0.014	7.50
4R7	4.7	M	100k, 0.25V	0.016	6.80
5R6	5.6	M	100k, 0.25V	0.014	6.70
6R1	6.1	M	100k, 0.25V	0.018	6.60
6R8	6.8	M	100k, 0.25V	0.014	6.40
7R6	7.6	M	100k, 0.25V	0.020	5.90
8R2	8.2	M	100k, 0.25V	0.016	6.32
100	10	M	1k, 0.25V	0.022	5.40
120	12	M	1k, 0.25V	0.024	4.90
150	15	M	1k, 0.25V	0.027	4.50
180	18	M	1k, 0.25V	0.039	3.90
220	22	M	1k, 0.25V	0.043	3.60
270	27	M	1k, 0.25V	0.046	3.40
330	33	M	1k, 0.25V	0.065	3.00
390	39	M	1k, 0.25V	0.073	2.75
470	47	M	1k, 0.25V	0.100	2.50
560	56	M	1k, 0.25V	0.110	2.35
680	68	M	1k, 0.25V	0.140	2.10
820	82	M	1k, 0.25V	0.160	1.95
101	100	M	1k, 0.25V	0.220	1.70
121	120	M	1k, 0.25V	0.250	1.60
151	150	M	1k, 0.25V	0.280	1.42
181	180	M	1k, 0.25V	0.350	1.30
221	220	M	1k, 0.25V	0.390	1.16
271	270	M	1k, 0.25V	0.560	1.06
331	330	M	1k, 0.25V	0.640	0.95
391	390	M	1k, 0.25V	0.700	0.88
471	470	M	1k, 0.25V	0.980	0.79
561	560	M	1k, 0.25V	1.070	0.73
681	680	M	1k, 0.25V	1.460	0.67
821	820	M	1k, 0.25V	1.640	0.60
102	1000	M	1k, 0.25V	1.820	0.55
222	2200	M	100k, 0.25V	3.250	0.65

SHIELDED POWER INDUCTOR



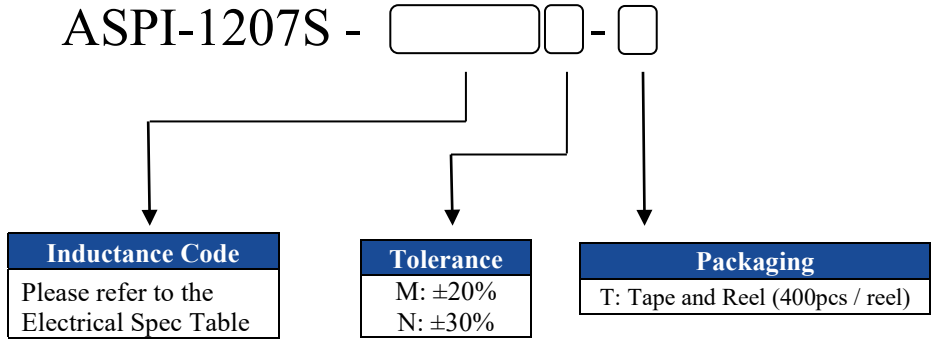
12.0 x 12.0 x 8.0 mm

ASPI-1207S-xxx

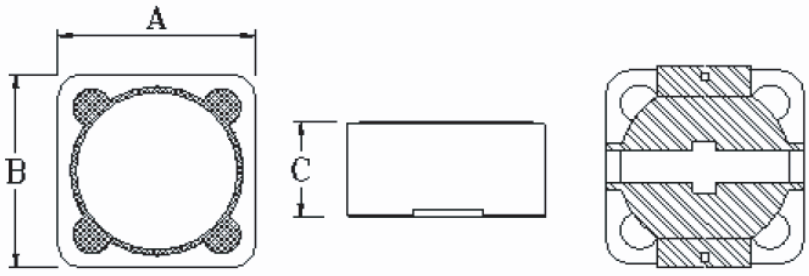


RoHS
Compliant

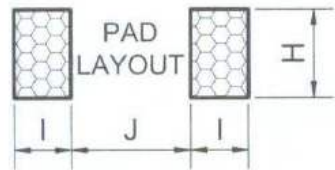
PART IDENTIFICATION:



MECHANICAL INFORMATION:



Part#	A	B	C
ASPI-1207S-xxx	0.472 ±0.012 (12.0 ±0.3)	0.472 ±0.012 (12.0 ±0.3)	0.315 max. (8.0 max.)



Part#	I	J	H
ASPI-1207S	0.110 ref. (2.8 ref.)	0.276 ref. (7.0 ref.)	0.213 ref. (5.4 ref.)

Dimension: mm

SHIELDED POWER INDUCTOR

ASPI-1207S-xxx

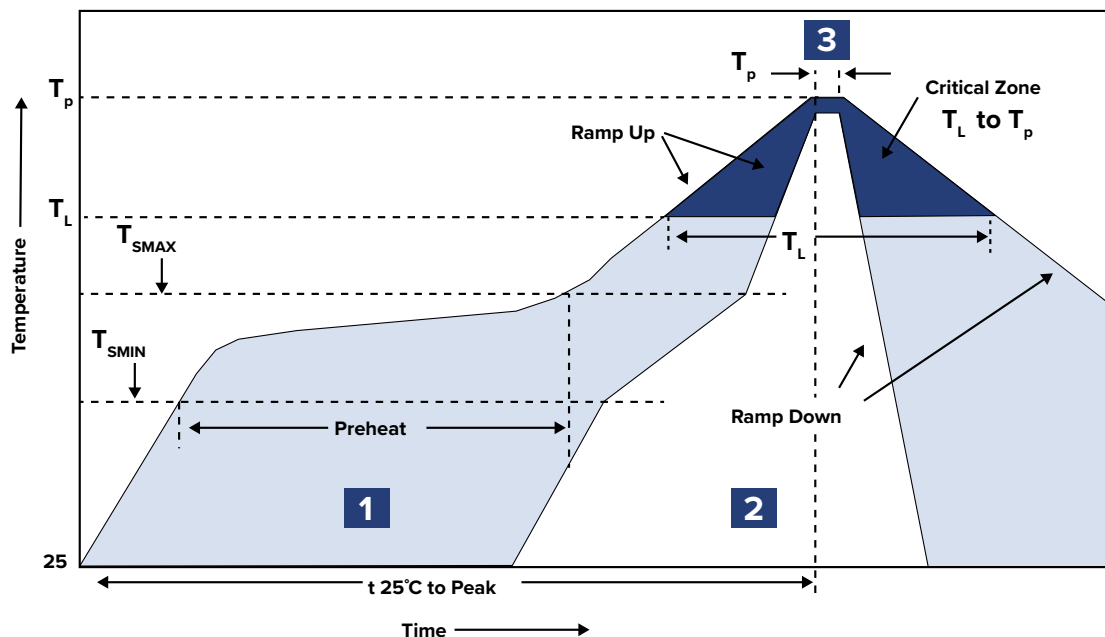


RoHS
Compliant



12.0 x 12.0 x 8.0 mm

REFLOW PROFILE:



Zone	Description	Temperature	Time
1	Preheat / Soak	$T_{SMIN} \sim T_{SMAX}$ 120°C ~ 180°C	50 ~ 150 sec.
2	Reflow	T_L 217°C	70 sec.
3	Peak heat	T_p 250°C ~ 260°C	10 ~ 30 sec. MAX

SHIELDED POWER INDUCTOR

ASPI-1207S-xxx



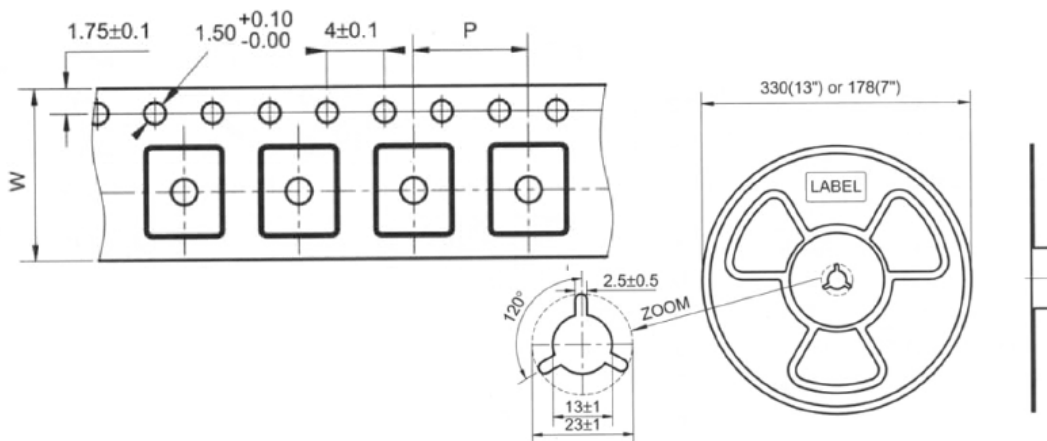
RoHS
Compliant



12.0 x 12.0 x 8.0 mm

PACKAGING:

T: 400pcs / reel



Series	W	P
ASPI-1207S	24	16

Dimension: mm

ATTENTION: Abracon LLC's products are COTS – Commercial-Off-The-Shelf products; suitable for Commercial, Industrial and, where designated, Automotive Applications. Abracon's products are not specifically designed for Military, Aviation, Aerospace, Life-dependent Medical applications or any application requiring high reliability where component failure could result in loss of life and/or property. For applications requiring high reliability and/or presenting an extreme operating environment, written consent and authorization from Abracon LLC is required. Please contact Abracon LLC for more information.



5101 Hidden Creek Ln Spicewood TX 78669
Phone: 512-371-6159 | Fax: 512-351-8858
For terms and conditions of sales, please visit:
www.abracon.com

REVISED: 07-20-2021

ABRACON IS
ISO9001-2015
CERTIFIED