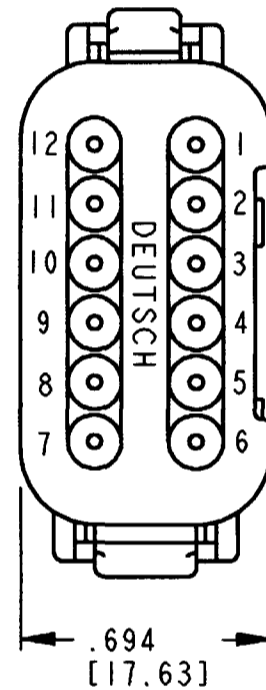
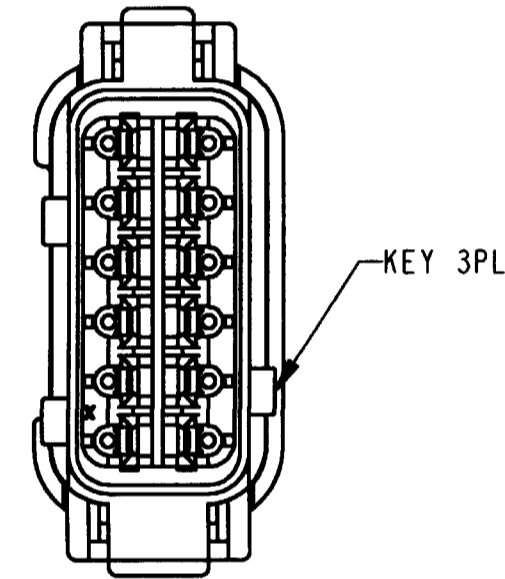
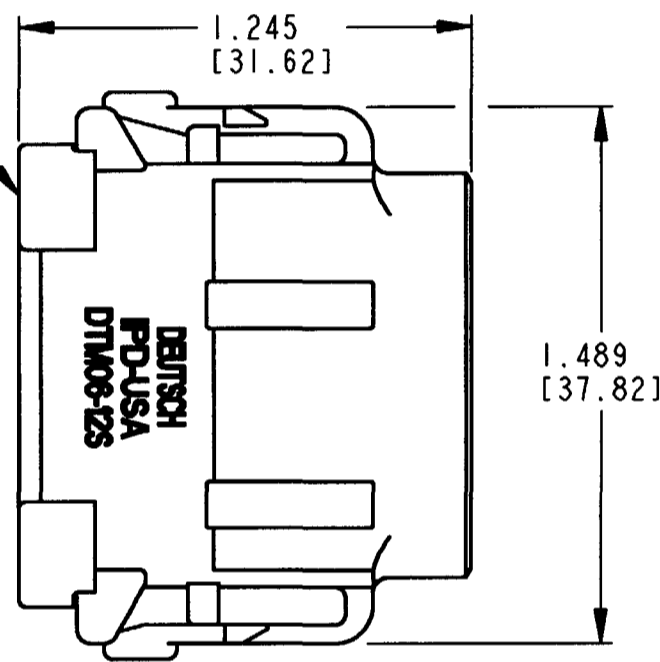


REV
NC DTM06-12S*-E003

REVISIONS			
SYM	DESCRIPTION	DATE	APPROVED
NC	NEW RELEASE PER E.O. P17535	12-17-01	RDR



8
END CAP



8. PART MODIFICATION.

- 7. SEE SHEET 2 FOR OTHER KEY ARRANGEMENT.
- 6. MATERIAL - HOUSING/END CAP: PLASTIC; GROMMET: RUBBER.
- 5. THIS PLUG MATES WITH DTM04-12P*-**** RECEPTACLE. (* = A,B,C,D KEYS; **** = ALL MODIFICATIONS)
- 4. FOR CONTACT AND WIRE PERFORMANCE AND APPLICATION CHARACTERISTICS SEE ENVELOPE DRAWING 0425-015-0000.

- 3. SECONDARY WEDGE LOCK SOLD SEPARATELY: WM-12S.
 - 2. DIMENSION TOLERANCE: ±.025 [.64].
 - 1. DIMENSIONS ARE IN INCHES [mm].
- NOTES: UNLESS OTHERWISE SPECIFIED

CONTACT SIZE	MIN. INSUL. O.D.	MAX. INSUL. O.D.	WIRE RANGE [mm ²] REF ONLY
20	.053 [.35]	.120 [3.05]	16-20 AWG [1.0-0.5]

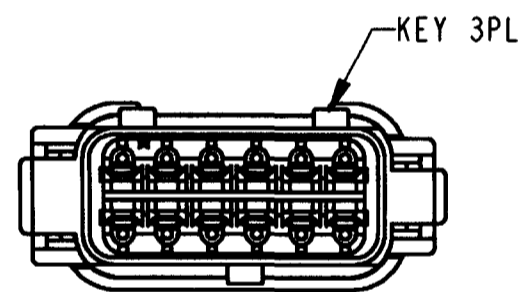
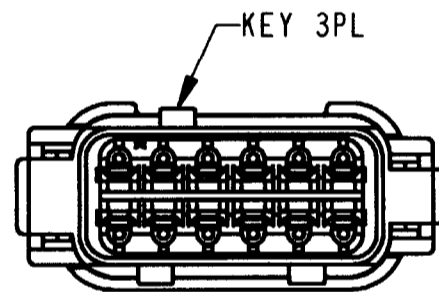
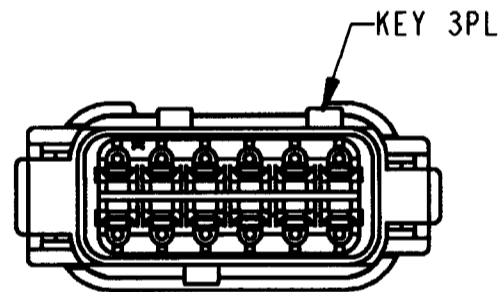
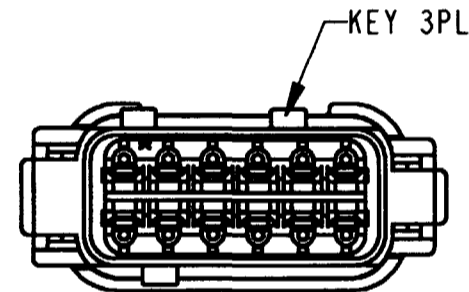
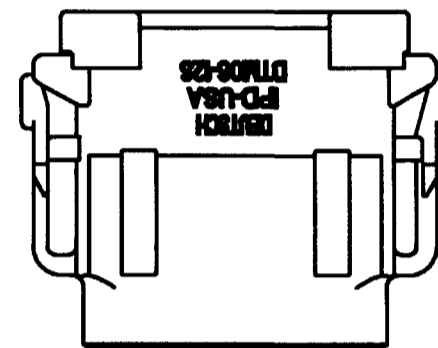
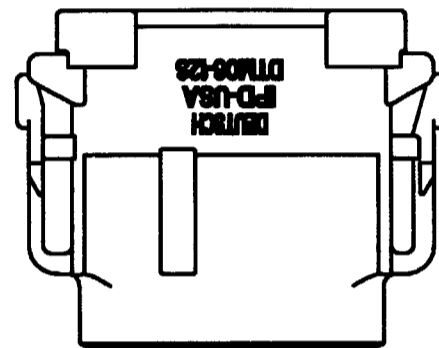
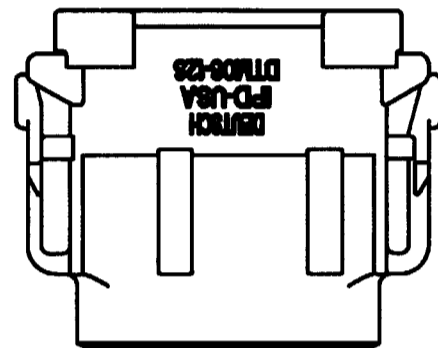
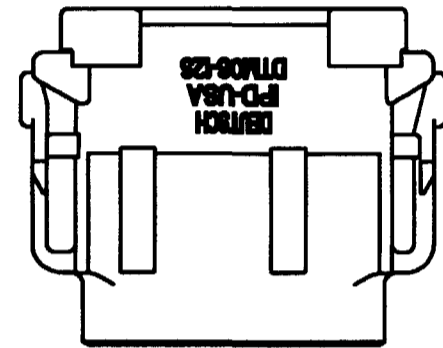
SIGNATURE & DATE	
DR	D. MEYER 11/15/01
CHK	B. B. 12/17/01
PE	D. Meyer 12/13/01
APPD	R. Reed 12-17-01
SCALE	NONE WT

PLUG W/END CAP
12 CONTACTS, SIZE 20
A,B,C,D KEYS
-E003 MOD
DTM SERIES

CP	MATL. CODE
	The Deutsch Company DEUTSCH I.P.D. 3850 INDUSTRIAL AVE. HEMET, CALIF. 92545
B	DTM06-12S*-E003
DWG SIZE	CODE 11139 SHEET 1 OF 2

ENVELOPE

REV NC	DTM06-12S*-E003	REVISIONS		
SYM	DESCRIPTION	DATE	APPROVED	
	SEE SHEET 1	12-17-01	ROR	



DTM06-12SA-E003
KEY -A-
COLOR: GREY

DTM06-12SB-E003
KEY -B-
COLOR: BLACK

DTM06-12SC-E003
KEY -C-
COLOR: GREEN

DTM06-12SD-E003
KEY -D-
COLOR: BROWN

NOTES:

SIGNATURE & DATE		PLUG W/END CAP 12 CONTACTS, SIZE 20 A,B,C,D KEYS -E003 MOD DTM SERIES	CP	MATL. CODE
DR	D. MEYER 11/15/01		The Deutch Company DEUTSCH I.P.D. 3850 INDUSTRIAL AVE. HEMET, CALIF. 92545	
CHK	R. Rood 12/17/01		B DTM06-12S*-E003	
PE	D. Meyer 12/13/01			
APPD	R. Rood 12-17-01	ENVELOPE	DWG SIZE	CODE 11139
SCALE	NONE	WT	SHEET 2 OF 2	